



















45" Wide (yard)									
	7	8	9	10	11	12	13	14	15

Sleeveless

Top	1¾	2	2	2	2	2	2	2	2
Dress	3	3	3	3	3¼	3¼	3¼	3½	3½

With Sleeves

Top - Short Sleeve	1¾	1¾	1¾	2	2	2	2	2	2.3
Top - 3/4 Sleeve	1¾	2	2	2	2	2	2¼	2¼	2¾
Dress - Short Sleeve	2¾	3	3	3	3	3	3	3¼	3¼
Dress - 3/4 Sleeve	3	3	3	3¼	3¼	3¼	3½	3½	3½

54" Wide (yard)									
	7	8	9	10	11	12	13	14	15

Sleeveless

Top	1	1¼	1¾	1¾	1¾	2	2	2	2
Dress	1¾	2¼	3	3	3	3	3	3¼	3¼

With Sleeves

Top - Short Sleeve	1¼	1¼	1¾	1¾	1¾	2	2	2	2
Top - 3/4 Sleeve	1½	1½	1¾	1¾	1¾	2¼	2¼	2¼	2¼
Dress - Short Sleeve	1¾	1¾	2¾	2¾	2¾	3	3¼	3¼	3¼
Dress - 3/4 Sleeve	2	2	3	3	3	3½	3½	3½	3½

Fabric requirements are calculated for a nap layout.