

# SPINDESK

BY SYLEX ERGONOMICS



Things change at a lightning pace in today's work place, the Trice is keeping up pace with the changes, with stylish one piece molded arms, comfortable fabric seat, breathable mesh back all mounted on a stylish metal chrome base.

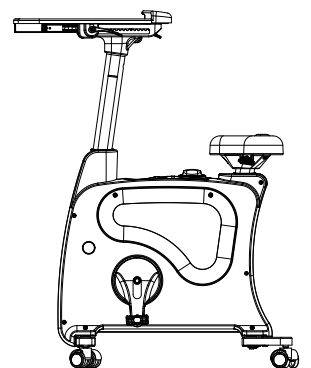
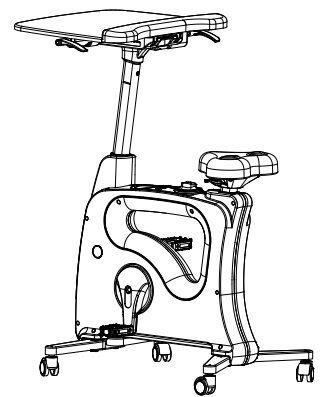
## FEATURES:

- 1. Pneumatic Adjustment Lever:** Allow you to easily adjust the seat to your desired height.
- 2. Integrated Digital Display:** Show readouts for workout time, calories burned & speed.
- 3. 8 Resistance Levels:** Customize the intensity of the resistance while you pedal.
- 4. Whisper-Quiet Pedal System:** Ideal choice for courteous office use without disturbing other coworkers.
- 5. Foldable Space-Saving Feet:** Take up minimal space & easy storage.
- 6. Lockable Gravity Sensor Casters:** Keep the bike from rolling while in use.

## SPECIFICATIONS:

Weight Capacity: 136kg

Seat Height Range: 752-942mm



**SYLEX**  
ERGONOMICS

[www.sylex.com](http://www.sylex.com)

### NSW Head Office

A | 4-6 Bentley Street,  
Wetherill Park,  
NSW 2164  
P | 02 9756 4988  
F | 02 9756 4991  
E | [info@sylex.com](mailto:info@sylex.com)

### VIC

A | 2/37-41 Hallam  
South Road,  
Hallam VIC 3803  
P | 03 9587 8628  
F | 03 9587 8691  
E | [vic2sales@sylex.com](mailto:vic2sales@sylex.com)

### QLD

A | 4/272 Lavarack  
Avenue, Eagle  
Farm QLD 4009  
P | 07 3260 2060  
F | 07 3260 2070  
E | [john@sylex.com](mailto:john@sylex.com)

### WA

A | 3 Pusey Road,  
Cockburn Central,  
WA 6164  
P | 08 9417 4007  
F | 08 9417 4009  
E | [wa1sales@sylex.com](mailto:wa1sales@sylex.com)

### NZ

A | 15/180 Montgomerie  
Road, Airport Oaks,  
Auckland 2154  
P | (+64) 9 273 0147  
F | (+64) 9 273 0145  
E | [admin@sylex.co.nz](mailto:admin@sylex.co.nz)

# SPINDESK

BY SYLEX ERGONOMICS



## SPECIFICATIONS:

Weight Capacity: 136kg

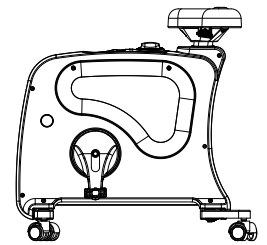
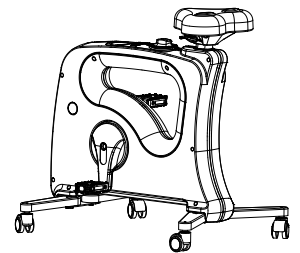
Seat Height Range: 752-942mm



Things change at a lighting pace in today's work place, the Trice is keeping up pace with the changes, with stylish one piece molded arms, comfortable fabric seat, breathable mesh back all mounted on a stylish metal chrome base.

## FEATURES:

- 1. Pneumatic Adjustment Lever:** Allow you to easily adjust the seat to your desired height.
- 2. Integrated Digital Display:** Show readouts for workout time, calories burned & speed.
- 3. 8 Resistance Levels:** Customize the intensity of the resistance while you pedal.
- 4. Whisper-Quiet Pedal System:** Ideal choice for courteous office use without disturbing other coworkers.
- 5. Foldable Space-Saving Feet:** Take up minimal space & easy storage.
- 6. Lockable Gravity Sensor Casters:** Keep the bike from rolling while in use.



[www.sylex.com](http://www.sylex.com)

**SYLEX**  
ERGONOMICS

### NSW Head Office

A | 4-6 Bentley Street,  
Wetherill Park,  
NSW 2164  
P | 02 9756 4988  
F | 02 9756 4991  
E | [info@sylex.com](mailto:info@sylex.com)

### VIC

A | 2/37-41 Hallam  
South Road,  
Hallam VIC 3803  
P | 03 9587 8628  
F | 03 9587 8691  
E | [vic2sales@sylex.com](mailto:vic2sales@sylex.com)

### QLD

A | 4/272 Lavarack  
Avenue, Eagle  
Farm QLD 4009  
P | 07 3260 2060  
F | 07 3260 2070  
E | [john@sylex.com](mailto:john@sylex.com)

### WA

A | 3 Pusey Road,  
Cockburn Central,  
WA 6164  
P | 08 9417 4007  
F | 08 9417 4009  
E | [wa1sales@sylex.com](mailto:wa1sales@sylex.com)

### NZ

A | 15/180 Montgomerie  
Road, Airport Oaks,  
Auckland 2154  
P | (+64) 9 273 0147  
F | (+64) 9 273 0145  
E | [admin@sylex.co.nz](mailto:admin@sylex.co.nz)