



**COYOTE  
SWAP**

# FAT FENDER GARAGE


**VEHICLE  
CUSTOMISATION SHOP**



## INSTRUCTION MANUAL

**COYOTE SWAP MOTOR MOUNT KIT**


**1973-79 CREWCABS, LOWBOYS**



**COYOTE ENGINE  
SWAP**



**VEHICLE  
RESTORATION**



**PREMIER CLASSIC  
TRUCK CHASSIS**



**Contact US  
480 - 621 - 6072**



**[www.fatfender.com](http://www.fatfender.com)**

# 1973-79 CREWCABS, LOWBOYS MOTOR MOUNT KIT

 [FFG INSTALLATION GUIDE](#) 

## Package Includes:

- Left Perch
- Right Perch
- Left Motor Mount
- Right Motor Mount
- Engine Cross Member
- Gusset Brackets
- Hardware




## Step 1: Grease Bushings

- Apply a layer of grease onto the bushings, as shown in provided photos.



## Step 2: Install Bushings

- After you've greased the bushings, install them on the motor mounts.



## Step 3: Install Motor Mounts

- Next, take the motor mounts and attach them to the engine with the provided hardware.



### Step 3: Continued...



### Step 4: Remove Perches

- Remove old perches from the frame



### Step 5: Install Side Plates

- Install new side plates with 4.5" bolts to the motor.
- **Install loosely for adjustment room**
- Passenger side mount is the larger of the two mounts shown here.
- **Photo is only for reference. Bolt to motor.**



### Step 6: Install to Chassis

- Install motor and transmission into the chassis.
- Bolt motor to side plates using included bolts through bushings.



## Step 7: Install Crossmember

- Install crossmember to the bottom of the transfer case.



## Step 8: Drill Holes

- Drill holes in frame rail for cross member and bolt to frame.



## Step 9: Gusset Brackets

- Add gusset brackets inside frame rail.
- Bolt crossmember to frame and gusset as shown.



## Step 10: Frame Rails

- Drill holes through side of frame rails for gusset



## Step 11: Tighten Fasteners

- Go back and tighten all fasteners securely.



# FAT FENDER GARAGE

We're always happy to serve you. If you have any suggestions or comments regarding our products and services, please feel free to share them with us. We will be glad to hear from you. We highly value our customers.

**-THANK YOU**



## FREE CHASSIS CONSULT

FROM FAT FENDER GARAGE

LEARN MORE



1315 N Marvin Ct,  
Phoenix AZ, 85233

Phone:

480 - 621 - 6072

[www.fatfender.com](http://www.fatfender.com)