



Contact Support @
Support@TempTong.com

Visit us:
www.TempTong.com




QUICK-START GUIDE

1. Press and hold On/Off/Light button to power unit on/off. Quickly tap button to turn on backlight
2. Select Fahrenheit (F) or Celsius (C)
3. Extend Thermometer probe; Push-in black button and then slide until it securely locks into place
4. Push Locking Ring downward to unlock tongs; from the closed position Pull Ring upward to lock
5. Important: See full Safety & Operating instructions before first use



Contact Support @
Support@TempTong.com

Visit us:
www.TempTong.com




SPECIFICATIONS

- Battery: 3.0V cell button, 240mAh <CR2032>
 - Positive side of battery faces upwards
 - Turn cover counterclockwise to open
- TN LCD, Positive Display, observe at 6 o'clock direction
- White backlight
- Standby current 50uA
- Water-proof level: IP65
- Continuous usage duration: 54 hours
- Working temperature: -4°F to 158°F (-20°C to 70°C)
- Probe detection range: -22°F to 572°F (-30°C to 300°C)
(tolerance: $\pm 1^\circ\text{F} / ^\circ\text{C}$)
- Max probe extended length: 1.75" (44.45mm)



Contact Support @
Support@TempTong.com

Visit us:
www.TempTong.com




OPERATING INSTRUCTIONS

- Click Power On/Off & Light button to activate unit, hold for 3 seconds to power Off
 - extending probe also powers On the unit & LCD display
 - unit will auto turn off if no button or probe operation is detected and the temperature changes +/-37.4°F (+/- 2°C)
- Quickly press button for back-light, will remain lit for 15 seconds
- °F / °C switch is located underneath top tong near battery compartment
- Thermometer probe extends from top tong arm
 - probe slide is located on the side of the unit and will lock in place when extended or retracted
 - insert probe into thickest and most center part of the meat for the most accurate reading
- Push lock ring in to unlock tongs, pull lock ring out to lock tongs in closed position (keep locked when taking temperature)
- If unit is not functioning properly, you will receive a flashing ERR code in digital display; see [Troubleshooting section](#)
- Battery comes preinstalled



Contact Support @
Support@TempTong.com

Visit us:
www.TempTong.com




IMPORTANT CARE & SAFETY

- Do not place unit inside or on top of an active/hot grill or stove
- Do not leave thermometer in meat while cooking
- Do not leave unit outside, store indoors
- Never touch front of tong arms on bare skin after ANY heat exposure
- Do not put any body parts in front of the tong arms when extending probe
- Do not walk or run with probe in the extended position
- Keep small children from playing or using the unit
- Intended to be used while standing in front of your cooking appliance
- Easily wipes clean, Hand Wash only
- Wash head of unit in soapy water; do not submerge unit in water



Contact Support @
Support@TempTong.com

Visit us:
www.TempTong.com



TROUBLESHOOTING


- ERR: temperature sensor is not functioning properly
- OUT: temperature exceeds sensor detection range of -22°F to 572°F (-30°C to 300°C)
- If LCD turns off automatically (before 2 mts preset shut-off), the battery is running low

Contact manufacturer for
return merchandise
authorization



Contact Support @
Support@TempTong.com

Visit us:
www.TempTong.com




LIMITED WARRANTY

- Limited 120-Day Warranty Statement
- Effective Date: Date of Purchase
- Register for warranty on-line at TempTong.com
- Warranty Coverage: TempTong ("the Company") warrants this product against defects in materials and workmanship under normal use for a period of 120 days from the date of original purchase ("Warranty Period")
- Warranty Claims:
 - To obtain warranty service, contact Support@TempTong.com
 - Proof of purchase must be presented to verify eligibility for warranty coverage
 - The Company, at its discretion, may repair or replace the product with a new or refurbished unit
 - All replaced parts or products shall become the property of the Company
 - Warranty Exclusions: This warranty does not cover damage caused by:
 1. Accidents, misuse, or abuse
 2. Unauthorized modification or repairs
 3. Use with unauthorized accessories
 4. Acts of nature, such as lightning, flood, earthquake, etc.
- Limitation of Liability: To the extent permitted by law, the Company shall not be liable for any direct, indirect, incidental, consequential, or special damages arising out of or in connection with the product, even if advised of the possibility of such damages
- Governing Law: This warranty shall be governed by and construed under the laws of [Jurisdiction], without regard to its conflict of law principles
- Modifications: The Company reserves the right to modify or terminate this warranty at any time. Any changes will be effective immediately upon posting of the revised warranty on the Company's website

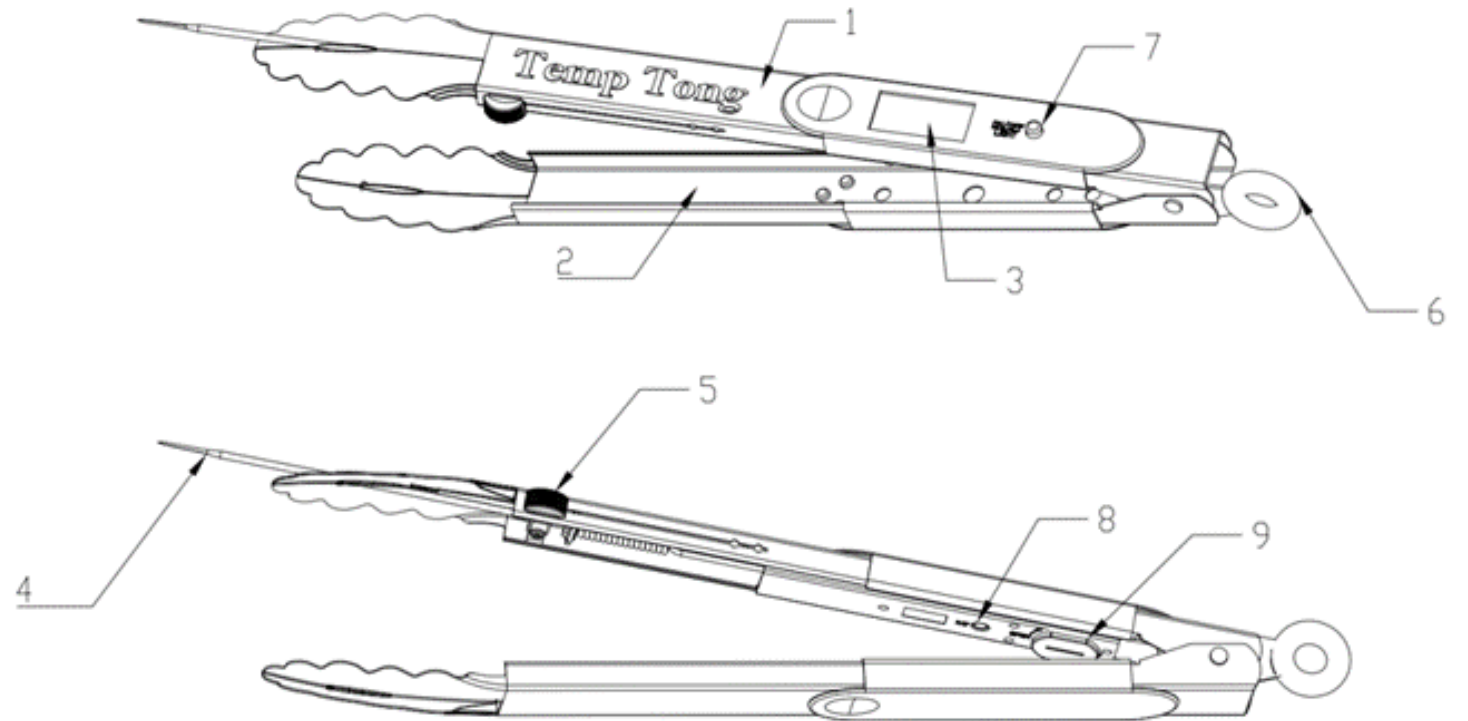


Contact Support @
Support@TempTong.com

Visit us:
www.TempTong.com



PARTS EXPLOSION



1. Top arm	2. Bottom arm	3. LCD display
4. Temp probe	5. Probe slide button	6. Lock ring
7. Light/On/Off	8. °F/°C switch	9. Battery cover