

HOT PLATE SIX BURNER TCHPA36



Catch Tray



Surface



Legs



PRODUCT DESCRIPTION

- ✦ Stainless steel exterior and interior.
- 🔥 28,000 BTU stainless steel burners with standby pilot.
- 🛒 Lift-off cast iron burner.
- 🕒 Independent manual controls every 12".
- ❄️ "Cool-to-the-touch" front s/s edge.
- 🛡️ Each hot plate is shipped with Standard Natural Gas, LP conversion kit.
- 📏 Adjustable, stainless steel legs standard.
- 🧼 Full length seamless drip pan, easy to remove and clean.



HIGH QUALITY
STAINLESS STEEL &
ROBUST DESIGN

HOT PLATE MODEL

DIMENSION

Width	Depth	Height
36 in	28 3/4 in	13 3/8 in


TCHPA36

DETAILS & SPECIFICATIONS

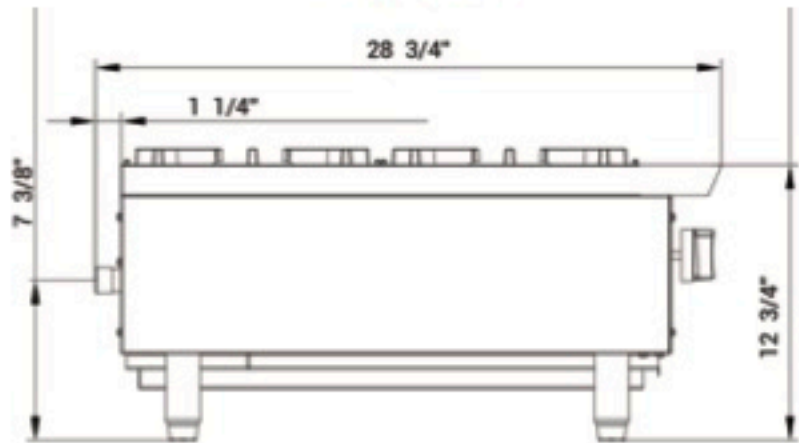
HOT PLATE TCHPA36

Top View

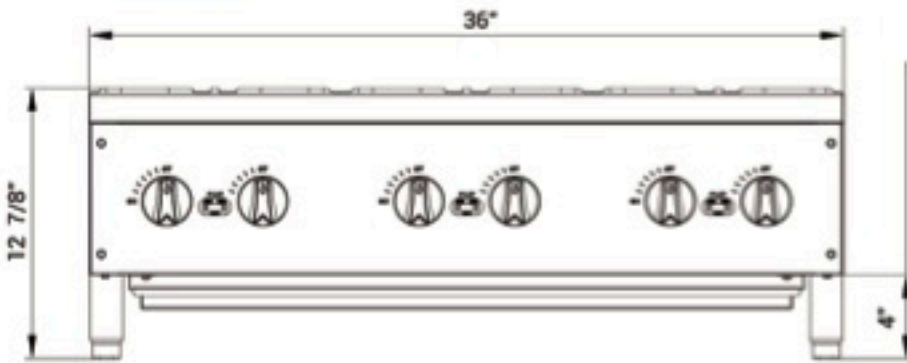
3/4" NPT Gas Inlet



Side View



Front View



GAS SOURCE	NG/Propane
WORK AREA	35.79x23.62in
BURNER	6 count
SINGLE BURNER	28000 BTU/H
COMBINED	168000 BTU/H
GAS PRESSURE	NG: 4 "WC Propane: 10 "WC
NOZZEL	NG: 40# Propane: 52#
CONTAINER FITMENT	150

Model	Packaging Dimensions (inches)			Net Weight (lbs)	Ship Weight (lbs)
	W	D	H		
TCHPA36	38 1/4"	32 5/8"	17 3/4"	154.32	209.44

