

HOT PLATE TWO BURNER TCHPA12



Catch Tray



Surface



Legs



PRODUCT DESCRIPTION

- ✦ Stainless steel exterior and interior.
- 🔥 28,000 BTU stainless steel burners with standby pilot.
- 🛒 Lift-off cast iron burner.
- 🕒 Independent manual controls every 12".
- ❄️ "Cool-to-the-touch" front s/s edge.
- 📏 Each hot plate is shipped with Standard Natural Gas, LP conversion kit.
- 📏 Adjustable, stainless steel legs standard.
- 💡 Full length seamless drip pan, easy to remove and clean.



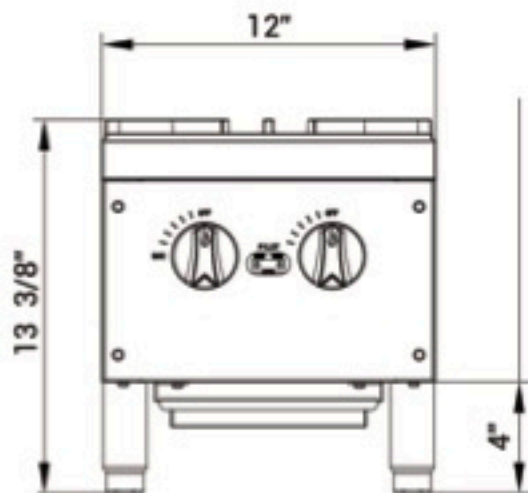
HIGH QUALITY
STAINLESS STEEL &
ROBUST DESIGN

HOT PLATE MODEL	DIMENSION		
	Width	Depth	Height
TCHPA12	12 in	28 3/4 in	13 3/8 in

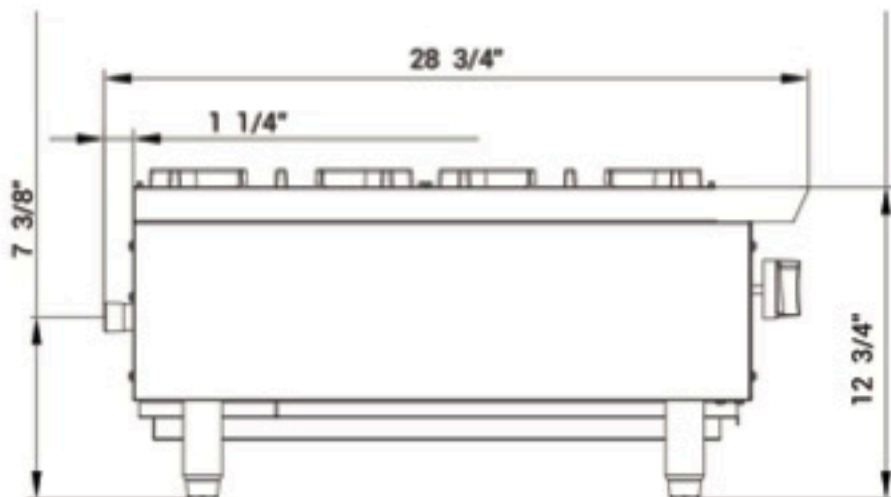
DETAILS & SPECIFICATIONS

HOT PLATE TCHPA12

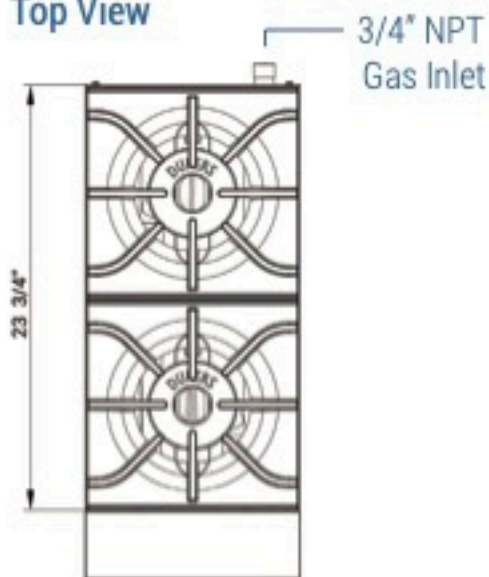
Front View



Side View



Top View



GAS SOURCE	NG/Propane
WORK AREA	11.81x23.62in
BURNER	2 count
SINGLE BURNER	28000 BTU/H
COMBINED	56000 BTU/H
GAS PRESSURE	NG: 4 "WC Propane: 10 "WC
NOZZEL	NG: 40# Propane: 52#
CONTAINER FITMENT	480



Model	Packaging Dimensions (inches)			Net Weight (lbs)	Ship Weight (lbs)
	W	D	H		
TCHPA12	14 1/8"	32 5/8"	17 3/4"	66.14	88.18