

CHEF BASE

TBE-36-HC



TECHNICAL SPECIFICATIONS

| | |
|-----------------------|-------------------------|
| Voltage/Frequency | 115V/60HZ |
| Refrigerant | R290/1.76oz |
| Type of Defrost | Automatic |
| Interior Material | 304/201 Stainless Steel |
| Exterior Material | 304/201 Stainless Steel |
| Total Current | 1.7A |
| Climatic Category | 4-5 |
| Nema Config. | NEMA5-15P |
| Compressor Power (HP) | 1/5 |

| TEMPERATURE RANGE (F°) | EXTERNAL DIMENSION | PACKAGING DIMENSION WxDxH (INCHES) | PRODUCT NET WEIGHT | DRAWERS | 40 HQ CONTAINER CERTIFICATION |
|------------------------|---------------------|------------------------------------|--------------------|---------|-------------------------------|
| 33-38°F | 36"x32 1/4"x26 5/8" | 37 5/8"x34 1/4"x29 1/8" | 176 lbs | 2 | 78 |



PRODUCT FEATURES

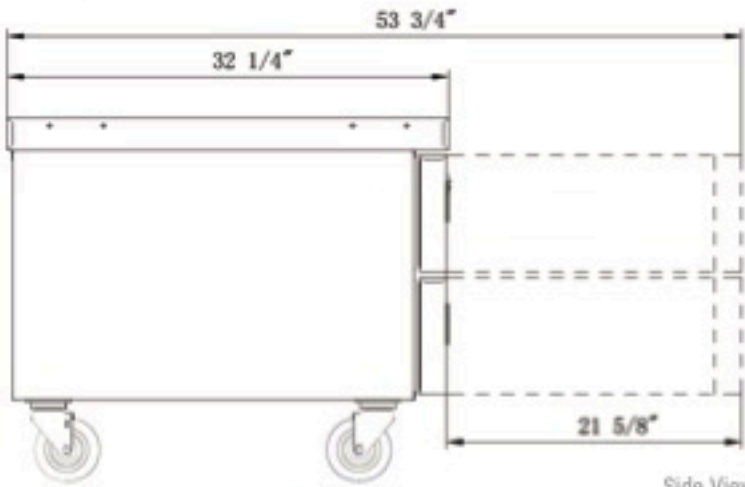
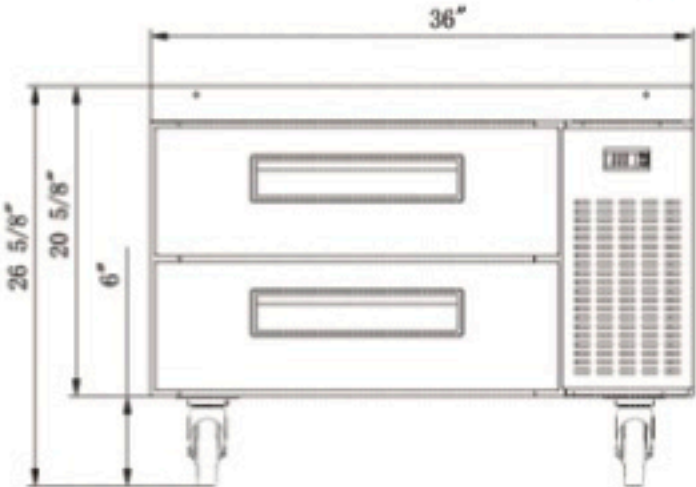
-  Digital temperature control features a digital display to make monitoring interior temperatures a breeze. This unit also comes with an auto-defrost function.
-  Foamed-in-place insulation keeps the interior cold and adds structural strength.
-  Stainless steel interior with rounded corner for easy cleaning. Meet and exceed sanitation standards.
-  Durable and high weight bearing rails for drawers.
-  Heavy-duty 4" casters with brakes are included providing the unit with convenient mobility, making cleaning and servicing a breeze! Just roll the unit away from the wall.
-  Ergonomic and modern recess door handles.
-  Removable Drawer Gaskets, each drawer gasket is removable for easy cleaning and maintenance.



HIGH QUALITY
STAINLESS STEEL &
ROBUST DESIGN

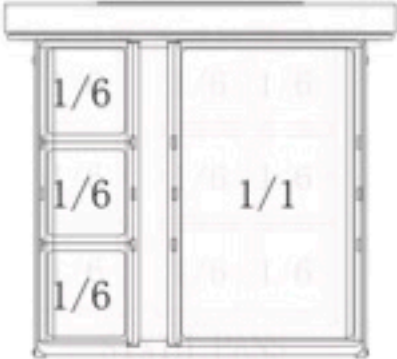
DETAILS & SPECIFICATIONS

CHEF BASE TBE-36-HC

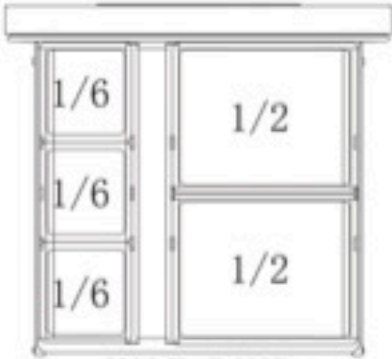


Side View

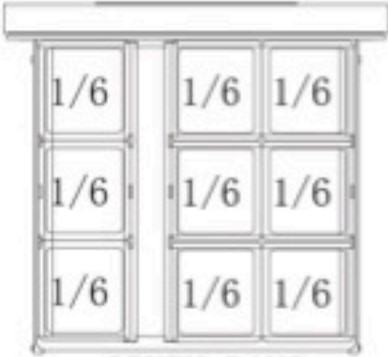
| | |
|----------------------------|--------------|
| Rated Voltage | 115V |
| Rated Frequency | 60Hz |
| Total Input Power | 200W |
| Total Current | 1.7A |
| Climatic Category | 4-5 |
| Protection Type | I |
| Design Pressure High Side | 300 PIG |
| Design Pressure Low Side | 150 PIG |
| Insulation Blowing Gas | C-Pentane |
| Net Weight | 176 lbs |
| Nema Config. | NEMA5-15P |
| Temperature Range | 33~38°F |
| Heating Power | 192.9W |
| 40 HQ Container Certifica- | 78 |
| Refrigerant | R290/1.76 oz |
| 1/6 Pan Count | 9 |
| Compressor Power (HP) | 1/5 |



FULL PANS



HALF PANS



SIXTH PANS

Pan Layout

