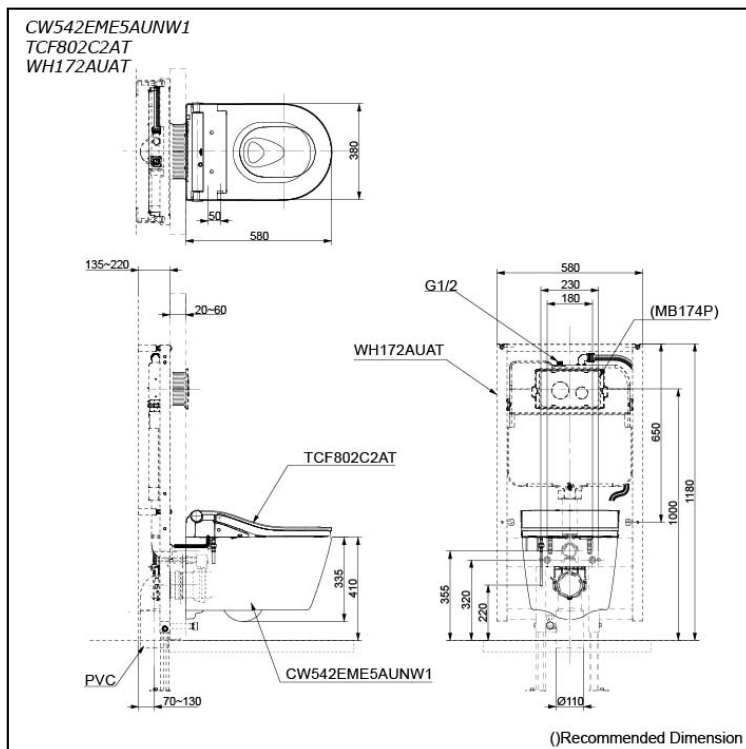


TOTO

WASHLET+

CW542EME5AUNW1 TCF802C2AT WH172AUAT

WALL HUNG TOILET with
WASHLET RW



Features

- CEFIONTECT Technology: super smooth, ion barrier glazing for a clean toilet bowl
- TORNADO FLUSH for powerful flushing with less amount of water
- RIMLESS DESIGN bowl ensures easy cleaning and ultimate hygiene
- EWATER+ keeps nozzle and bowl clean with sanitizing effect against bacteria
- Fully equipped with rear, front and oscillating & pulsating cleansing function
- Temperature control HEATED SEAT
- PREMIST a fine spray of mist making it difficult for dirt to adhere
- Auto lid opening and closing

EWATER+ is made from tap water by electrolyzed chloride ion. After use, it returns back to ordinary state of water

Specifications

BOWL:

Flush System: TORNADO FLUSH

Water Use: 4.5L / 3L

Rough-in: H=220

Bowl Shape: D-Shape

Water Pressure: 0.05MPa~0.75MPa

Size: 380W x 580D x 335H mm

WASHLET:

Power Rating: 220~240V , 50/60Hz , 826~837W

Length of Power Cord: 0.9 m

Cord:

Size: 383W x 579D x 108H mm

Parts description

- **CW542EME5AUNW1**
D-Shape Wall Hung Closet Bowl (P-Trap) with Concealed feature, hiding all wiring inside the bowl
- **TCF802C2AT**
Concealed WASHLET RW (Auto Flush)
- **WH172AUAT (Yet to be launched)**
Concealed Tank (4.5L / 3L)

Optional Parts

- MB174P
Flush Panel












NOTE

- **DO NOT COUPLE THIS WC WITH FLUSH VALVE**

Colors

White

TOTO Benefits & Technologies

	TORNADO FLUSH	TORNADO FLUSH not only cleans more effectively, it does so quietly using less water. Powerful streams of water merge and swirl 360 degrees, washing every spot inside the RIMLESS toilet bowl.
	RIMLESS	The RIMLESS design not only leaves no place for waste and germs to hide. It also makes for a much easier to clean toilet.
	CEFIONTECT	CEFIONTECT is an ultra-smooth ceramic glaze that coats the toilet bowl. Its microscopic surface ridges are far smaller than waste particles, leaving no place for waste to gain a foothold. Extremely durable, CEFIONTECT is designed for enduring beauty and cleanliness.
	AIR-IN WONDER WAVE	AIR-IN WONDER WAVE is a technology that uses air rich water droplets to produce a more comfortable washing sensation and deliver more thorough cleansing with less water consumption. Even more, water is warmed instantly as needed, so you need never worry about running out of warm water.
	EWATER +	EWATER+ washes the wand and toilet bowl where waste and bacteria tend to accumulate and produce stains that can become permanent. Using no chemicals or cleaning agents, EWATER+ provides peace of mind every day that microscopic bacteria has no place to hide.
	WATER SAVING	Save water by offering half/full flush options.
	AUTO OPEN/CLOSE LID & SOFT LIGHT	Eliminating the need to touch the toilet surfaces, the lid automatically opens and closes when the toilet is approached and departed. Auto Soft light function usable for night time usage.
	DEODORIZER	Highly effective deodorizing automatically takes places inside the toilet bowl both during and immediately after use, leaving no disturbing odors.
	HEATED SEAT	The moment you approach the toilet, the seat begins warming to a comfortable temperature.
	WARM AIR DRYING	Fully equipped with comfortable rear, front and oscillating cleansing and drying functions.
	PREMIST	PREMIST automatically sprays water over the surface of the inner toilet bowl before every use. Due to the ceramic's hydrophilic nature, waste washes away more easily.