

1

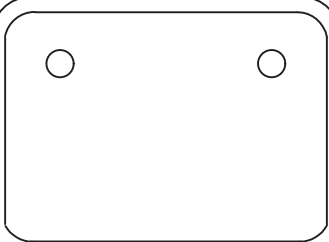




Paw Proof Retractable Gate - Gate Mount Template

(A4)

Codes: #1173 & #1174

Print at home - Scale 100%

CAUTION: Check printed template against gate to confirm correct sizing and hole positions before installing.

   <p>Template 1 Top</p> <p>Middle ↓</p>	<p>↑ Top</p> <p>1</p> <p>GATE SIDE</p> <p>Template 1 Middle (Top)</p> <p>Middle ↓</p>	<p>↑ Middle</p> <p>1. Print at 100% scale 2. Cut out templates 3. Join each section with tape</p> <p>Template 1 Middle (Bottom)</p> <p>Bottom ↓</p>	<p>↑ Middle</p> <p>CAUTION: Check printed template against gate to confirm correct sizing and hole positions before installing.</p> <p>Template 1 Bottom</p>   <p>FLOOR ↓</p>
---	--	---	--

2


Paw Proof Retractable Gate - Catch Mount Template

(A4)



Codes: #1173 & #1174

Print at home - Scale 100%

CAUTION: Check printed template against gate to confirm correct sizing and hole positions before installing.



Template 2
Top

Middle
↓


↑
Top

2

CATCH SIDE

1. Print at 100% scale
2. Cut out templates
3. Join each section with tape

INSTALLATION VIDEO



Template 2
Middle (Top)


Middle
↓

↑
Middle

INSIDE
MOUNTING



OUTSIDE
MOUNTING





CAUTION:
Check printed template against gate to confirm correct sizing and hole positions before installing.

Template 2
Middle (Bottom)

Bottom
↓

↑
Middle

Template 2
Bottom

FLOOR

↓