

- 11. PRESS CENTRAL POWER BUTTON TO TURN 'OFF' BEFORE STORAGE.
- 12. DO NOT PLACE OR STORE APPLIANCE WHERE IT CAN FALL OR BE PULLED INTO A TUB OR SINK.
- 13. DO NOT PLACE IN OR DROP INTO WATER OR OTHER LIQUIDS.
- 14. DO NOT USE APPLIANCE IN THE BATHROOM OR NEAR WATER. IF THE APPLIANCE FALLS INTO WATER, DO NOT REACH INTO THE WATER. DO NOT USE AND DISPOSE USING DISPOSAL INFORMATION.
- 15. APPLY ON FACIAL SKIN ONLY.

**STORAGE:**  
PRESS CENTRAL POWER BUTTON TO TURN 'OFF' BEFORE STORAGE. BE SURE DIRECT SUNLIGHT DOES NOT STRIKE PROBE WHEN LEFT UNATTENDED. PLACE IN COOL, DRY AREA OUT OF REACH OF CHILDREN, WHERE DEVICE WILL NOT BE DAMAGED.

**MAINTENANCE:**  
YOUR **STYLPRO™ SMOOTH FINISH** IS DESIGNED FOR HOUSEHOLD USE AND IS VIRTUALLY MAINTENANCE FREE. NO LUBRICATION IS NEEDED. IF CLEANING BECOMES NECESSARY, TURN THE APPLIANCE OFF, AND WIPE EXTERIOR WITH A DAMP CLOTH IF ANY ABNORMAL CONDITION OCCURS, TURN OFF THE DEVICE, AND CONTACT STYLPRO™ CUSTOMER SERVICES ON +44 (0) 20 3225 5559.

LIMITED TWO-YEAR WARRANTY  
OUR GOODS COME WITH GUARANTEES THAT CANNOT BE EXCLUDED UNDER THE EUROPEAN CONSUMER LAW. EU DIRECTIVE 1999/44/EC, THIS DIRECTIVE STATES A TWO-YEAR GUARANTEE APPLIES FOR THE SALE OF ALL CONSUMER GOODS EVERYWHERE IN THE EU. YOU ARE ENTITLED TO A REPLACEMENT OR REFUND FOR A MAJOR FAILURE YOU ARE ALSO ENTITLED TO HAVE THE GOODS REPAIRED OR REPLACED IF THE GOODS FAIL TO BE OF ACCEPTABLE QUALITY AND THE FAILURE DOES NOT AMOUNT TO A MAJOR FAILURE. STYLPRO™ WILL REPAIR OR REPLACE (AT OUR OPTION) YOUR APPLIANCE FREE OF CHARGE FOR TWENTY-FOUR MONTHS FROM THE DATE OF PURCHASE, IF THE APPLIANCE IS DEFECTIVE IN WORKMANSHIP OR MATERIALS. THIS WARRANTY IS AN ADDITIONAL BENEFIT AND DOES NOT AFFECT YOUR LEGAL RIGHTS. TO OBTAIN SERVICE UNDER THIS WARRANTY, PLEASE READ THE WARRANTY LEAFLET INCLUDED OR CONTACT STYLPRO™ CUSTOMER SERVICE AT TEAMTOM@STYLIDEAS.COM +44 (0) 20 3225 5559. TO MAKE A WARRANTY CLAIM YOU MUST RETAIN YOUR PROOF OF PURCHASE.

**CORRECT DISPOSAL OF THIS PRODUCT:** WHEN THE PRODUCT HAS REACHED THE END OF ITS USAGE, PLEASE DO NOT DISPOSE WITH REGULAR HOUSEHOLD WASTE. RECYCLING IS THE SAFEST AND MOST RESPONSIBLE WAY TO DISPOSE OF ELECTRICAL ITEMS THAT COME TO THE END OF THEIR LIFECYCLE. PLEASE DISPOSE OF IT ACCORDING TO YOUR LOCAL REGULATIONS. THE WASTE ELECTRICAL AND ELECTRONIC EQUIPMENT (WEEE) DIRECTIVE IN EUROPEAN COUNTRIES STIPULATES CORRECT RECYCLING PRACTICES. DO NOT DISPOSE IN REGULAR HOUSEHOLD WASTE.

**UKCA & CE MARKING:** UK/EU -DECLARATION OF CONFORMITY: STYLIDEAS LTD DECLARES THAT STYLPRO COMPLIES WITH THE ESSENTIAL REQUIREMENTS AND OTHER RELEVANT PROVISIONS. A COPY OF THE DECLARATION OF CONFORMITY IS AVAILABLE ON REQUEST. STYLIDEAS LTD, AMSHOLD HOUSE, GOLDINGS HILL, LOUGHTON, ESSEX, IG10 2RW, UK. OBELIS S.A, BD. GENERAL WAHIS 53, B-7030 BRUSSELS, BELGIUM.



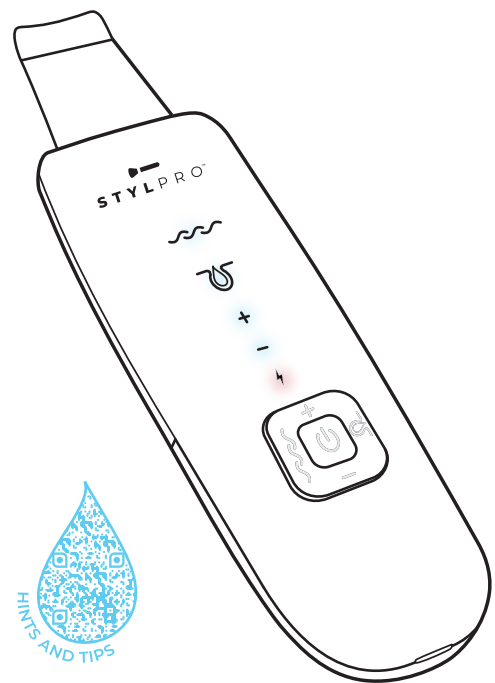
PO1344

STYLIDEAS Ltd, Amshold House, IG10 2RW, UK.  
OBELIS S.A, Bd. Général Wahis 53,  
B-1030 Brussels, Belgium

@stylpro\_uk  
teamtom@stylideas.com  
+44 (0)20 3225 5559  
www.STYLIDEAS.com

SF01

**STYLPRO™**



## Smooth Finish

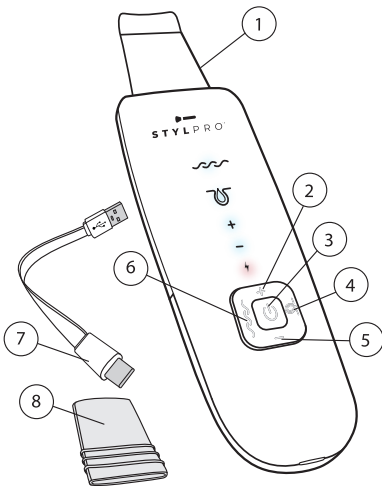
ultrasonic ionic facial enhancer



**EN) USE & CARE GUIDE**  
**FOR YOUR SAFETY AND CONTINUED ENJOYMENT**  
**OF THIS PRODUCT, ALWAYS READ INSTRUCTION**  
**LEAFLET CAREFULLY BEFORE USING.**

**SPECIFICATION:**  
 Name: STYLPRO™ Smooth Finish  
 Model: SF:01  
 Device Size: 180mm(L) x 52mm(W) x 24mm(H)  
 Materials: ABS, Stainless Steel  
 Battery: Li-Ion Rechargeable Battery  
 Nominal Voltage: 3.7V Nominal Power: 1.85W  
 Maximum Capacity: 500mAh  
 Input voltage: 5v. Input current: 1A  
 Maximum Power Rate: 5W

**PARTS IDENTIFICATION:**  
**1.** Metal tip **2.** Positive ion function **3.** Power button  
**4.** Moisturise function **5.** Negative ion function  
**6.** Cleansing function **7.** USB cable **8.** Protective cover



- POWER BUTTON**  
Press once to turn device on & off
- MOISTURISE**  
Ultrasonic vibrations delve deep into your skin, working.
- CLEANSER**  
Ultrasonic vibrations delve deep into your skin, working with a cleanser or balm to help unclog your pores.
- NEGATIVE IONS**  
Ultrasonic vibrations delve deep into your skin, working with a moisturiser or serum to help hydrate skin.
- POSITIVE IONS**  
Ultrasonic vibrations delve deep into your skin, working with a cleanser or balm to help unclog your pores.
- CHARGING BATTERY**  
Red light indicator will signify charging. This may take up to 2 hours.

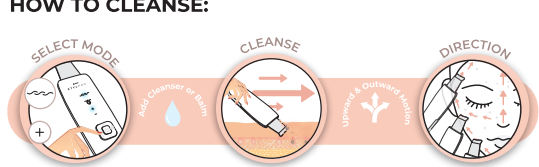
**INCLUDED CONTENTS:**  
 · 1 x STYLPRO™ Smooth Finish Device  
 · 1 x Protective Cover  
 · 1 x USB-C Cable Charger

**IMPORTANT NOTES:**  
**1.** Always use with water or product. Remember: the STYLPRO™ Smooth Finish will only work if the skin is wet or moist with product.  
**2.** Applying the device to your face. Depending on whether you're cleansing or moisturising, refer to the instructions below to make sure you're applying the device to your face in the correct angle and motion. We recommend pushing the device in an upwards and/or outwards direction, see diagram for detail. This ensures that any impurities extracted from your skin during use do not collect on your face. Use gentle pressure to

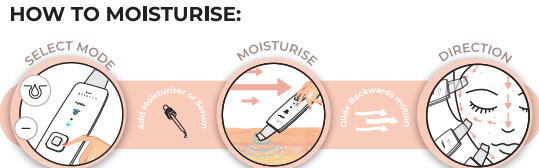
prevent damage to your skin, and go slowly when dealing with black heads and other blemishes for maximum effectivity.  
**3.** How long you should use it for. You should typically use the STYLPRO™ Smooth Finish for 3-5 minutes each time. Do not use for more than 10 minutes. The device will automatically turn off after 10 minutes. We recommend only using the device up to 5 times per week.  
**4.** Follow up with your regular skincare routine. Cleansing and moisturising with the STYLPRO™ Smooth Finish can fit nicely into your already existing skincare routine. Feel free to follow up with the rest of your routine as usual. We particularly recommend toning after cleansing to help close your pores.  
**5.** Clean your device when you're done. Once you finish using the STYLPRO™ Smooth Finish, make sure that you disinfect your device of all the impurities collected from your skin throughout use. Reattach protective cover and store in a cool dry place.

**SETTING UP YOUR DEVICE:**  
**1.** Ensure the device is fully charged before use with the USB-C charging cable.  
**2.** Turn the device 'ON' using the button in the centre of the controls.  
**3.** Choose between the CLEANSE and MOISTURISE settings with the buttons to the left and right of the controls. The light will indicate which setting the device is on.

**HOW TO CLEANSE:**  
**1.** Click the CLEANSE setting on the controls.  
**2.** Apply your favourite cleanser or balm to your face.  
**3.** Lift the device to your face with the buttons facing your skin, then position the metal tip of the device on your skin at a 45° angle. Please see the diagram above for reference.  
**4.** Slowly push the device forwards along your skin using a gentle pressure. We recommend pushing the device in an upwards or outwards direction away from your nose, which should prevent the impurities extracted from collecting on your face.  
**5.** Push gently along the desired area of your skin without stopping.  
**6.** For best results, use the '+' button to release positive ions whilst cleansing, which will help to extract impurities from your skin.



**HOW TO MOISTURISE:**  
**1.** Click the MOISTURISE setting on the controls.  
**2.** Apply your favourite moisturiser or serum to your face.  
**3.** Turn the device so the buttons are facing away



**1.** Click the MOISTURISE setting on the controls.  
**2.** Apply your favourite moisturiser or serum to your face.  
**3.** Turn the device so the buttons are facing away

from you, place the metal tip flat to the desired area of your face, and simply glide the device backwards, slowly pushing the product into your skin.  
**4.** For best results, use the '-' button to release negative ions, which helps your skin to further absorb moisture from your beauty products.

**TURNING OFF YOUR DEVICE:**  
**1.** Do not use for more than the set 10 minutes. The Device will automatically turn off after a 10 minute use period.  
**2.** Press the central button to turn off the device and store away safely.

**RECHARGING YOUR BATTERY:**  
 BEFORE CHARGING, ENSURE THE CHARGING PORT AND CHARGER ARE FREE FROM WATER AND CLEANSER RESIDUE.  
**1.** Connect USB-C cable to charging port and attach to a power source (Not supplied).  
**2.** Charging will be signified by a beep and a red light indicator.  
**3.** When the device is fully charged, the light will turn off. This may take up to 2 hours.  
**4.** Remove USB-C charging cable and store in a safe place.  
**5.** Do NOT use while charging and do NOT charge for more than 24 hours.

**BENEFITS:**  
 ·Unclogs pores  
 ·Extracts dead skin cells, dirt and other skin impurities  
 ·Improves the appearance of the skin  
 ·Encourages natural facial glow  
 ·Improves performance of skincare products  
 ·Uses ionic ultrasonic vibrations to penetrate deep into the skin  
 ·Loosens blackheads and helps to prevent acne  
 ·Ultrasonic vibrations promote blood circulation and accelerate lymphatic drainage  
 ·Helps the skin absorb moisture and nutrients  
 ·Lightweight design  
 ·Simple controls  
 ·Multiple vibration settings  
 ·Promotes smooth skin texture

**CONTRAINDICATIONS:**  
 ·Heart Disease  
 ·Pregnancy  
 ·Lactating  
 ·Prosthetic pacemaker or shunt  
 ·Epilepsy  
 ·Cancer

**IMPORTANT SAFETY INSTRUCTIONS**  
 WHEN USING ELECTRICAL APPLIANCES, BASIC SAFETY PRECAUTIONS SHOULD ALWAYS BE TAKEN, INCLUDING THE FOLLOWING:  
 READ ALL INSTRUCTIONS BEFORE USING APPLIANCE. SAVE THESE INSTRUCTIONS. KEEP AWAY FROM WATER. THIS PRODUCT IS NOT A TOY. DO NOT ATTEMPT TO REMOVE THE BATTERY OF THIS PRODUCT. CHILDREN SHALL NOT PLAY WITH THE APPLIANCE. CLEANING AND USER MAINTENANCE SHALL NOT BE MADE BY CHILDREN WITHOUT SUPERVISION. PLEASE STORE WITH CARE AND OUT OF REACH OF CHILDREN AND PETS. DO NOT TAMPER WITH ANY INTERNAL COMPONENTS. THERE ARE NO USER SERVICEABLE PARTS INSIDE THE UNIT. DO NOT ATTEMPT TO REPAIR THE PRODUCT YOURSELF. DO NOT PLACE ANY PART OF THE PRODUCT NEAR HEAT SOURCES SUCH AS RADIATORS, COOKERS, ETC. DO NOT USE THIS PRODUCT FOR ANYTHING OTHER THAN ITS INTENDED USE. IF THE APPLIANCE IS DAMAGED IN ANY WAY, STOP USING IT. IF YOU HAVE A PACEMAKER OR OTHER

IMPLANTED DEVICE, CONTACT YOUR PHYSICIAN OR THE DEVICE MANUFACTURER OF THE, IMPLANTED DEVICE BEFORE YOU USE THE PRODUCT. DO NOT CHARGE IN ANY LOCATION WHERE IT OR THE CHARGER MAY BECOME IMMERSSED IN WATER OR WET. ONLY USE THE CHARGING CABLE PROVIDED.

**ADVISORY/FOR OPTIMUM SAFETY:**  
 · If you have a skin condition or any medical concerns, please consult a dermatologist before use.

· **STYLPRO™ Smooth finish** should be comfortable – if you experience discomfort, discontinue use immediately and consult a physician.  
 · Exercise particular care when cleansing the under-eye regions and do not bring the device into contact with the eyelids or eyes, themselves.  
 · Never use cleaning products containing alcohol, solvent or acetone, as they may damage the device and irritate the skin.  
 · Close supervision is necessary when this device is used by, on, or near children, as well as those with reduced physical and mental abilities.

NEVER USE ON DRY/ SENSITIVE SKIN, CHRONIC WOUNDS OR AT RISK SKIN.  
 DO NOT USE TOO CLOSE TO THE EYES, EARS AND THYROID.

DO NOT USE ON TUMOURS, ACUTE INFLAMMATIONS, LESIONS/BROKEN SKIN, VARICOSE VEINS, POST-SURGICAL INCISIONS, SENSITIZED SKIN OR ANTERIOR OF THE THROAT. REGENERATING NERVES MAY BE UNCOMFORTABLE FROM CERTAIN COSMETIC PROCEDURES. ASK FOR A "PHYSICIAN CONSENT" IF NECESSARY

**DANGER**  
 TO REDUCE THE RISK OF ELECTRIC SHOCK: ALWAYS TURN OFF BEFORE CLEANING OR STORING.

**WARNING**  
 TO REDUCE THE RISK OF BURNS, ELECTROCUTION, FIRE, OR INJURY TO PERSONS:

- 1.** READ ALL INSTRUCTIONS BEFORE USING THE APPLIANCE.
- 2.** TO PROTECT AGAINST ELECTRICAL HAZARDS, DO NOT USE WHILE BATHING OR IN THE SHOWER.
- 3.** CLOSE SUPERVISION IS NECESSARY WHEN ANY APPLIANCE IS USED BY OR NEAR CHILDREN OR PERSONS MADE WEAK OR DISABLED BY ILLNESS OR INJURY.
- 4.** DO NOT OPERATE THIS APPLIANCE IF THE APPLIANCE MALFUNCTIONS OR HAS BEEN DROPPED OR DAMAGED IN ANY MANNER.
- 5.** RETURN APPLIANCE TO NEAREST SERVICE FACILITY FOR EXAMINATION, ELECTRICAL OR MECHANICAL ADJUSTMENT, OR REPAIR. NO REPAIRS SHOULD BE ATTEMPTED BY THE CONSUMER.
- 6.** USE APPLIANCE ONLY FOR INTENDED USE AS DESCRIBED IN THIS INSTRUCTION BOOK. THE USE OF ATTACHMENTS NOT RECOMMENDED BY STYLPRO™ MAY CAUSE HAZARDS.
- 7.** DO NOT USE OUTDOORS OR OPERATE WHERE AEROSOL (SPRAY) PRODUCTS ARE BEING USED, OR WHERE OXYGEN IS BEING ADMINISTERED.
- 8.** BE SURE SMOOTH FINISH IS NOT IN A POSITION WHERE IT CAN REFLECT SUNLIGHT; REFLECTED SUNLIGHT CAN CAUSE FIRE.
- 9.** NEVER EXPOSE IT TO EXTREME HEAT OR BOILING WATER.
- 10.** DO NOT LAY ON A SOFT SURFACE SUCH AS A BED AS DEVICE MAY OVERHEAT.