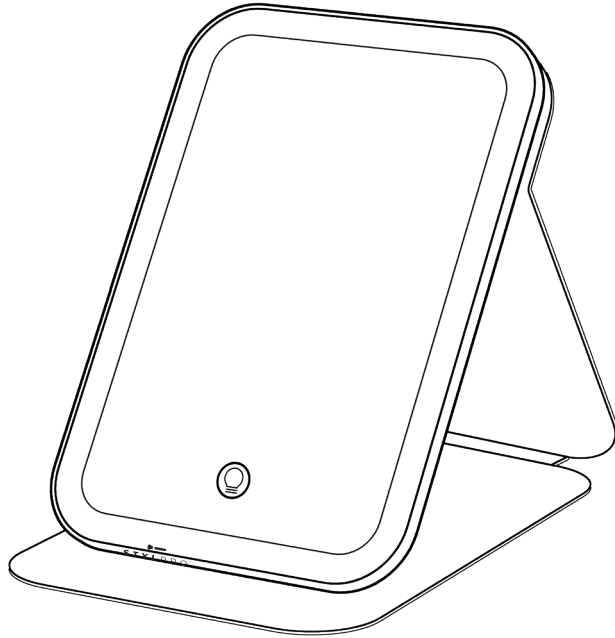


STYLPRO™
ON TOUR

Petite LED Travel Mirror

Petit miroir de voyage à LED ■ Pequeño espejo de viaje LED
Kleiner LED-Reisespiegel ■ Kleine led-reisspiegel
Małe lusterko podróżne LED



(EN) USE & CARE GUIDE

FOR YOUR SAFETY AND CONTINUED ENJOYMENT OF THIS PRODUCT, ALWAYS READ INSTRUCTION LEAFLET CAREFULLY BEFORE USING.

The product is intended for private use only and is not intended for commercial use or for use in other applications.

SPECIFICATIONS

Name: STYLPRO™ On Tour Mirror

Model: MIO8A

Device Size: 205 x 138 x 14mm. (Folded Size: 205 x 138 x 15mm)

Materials: ABS, Glass & PU

Nominal Voltage: 3.7V


Rated capacity of the battery: 800mAh

Energy Capacity of the battery: 2.96Wh

Charge Voltage: 4.2V

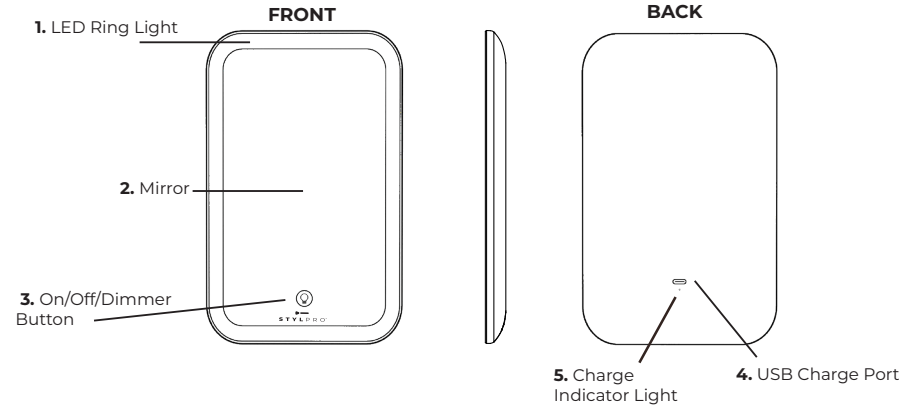
Input power supply: USB socket, 5V, 1A

Charging Time: 3.5 hours

3.7V , 800mAh, 2.96Wh

PARTS IDENTIFICATION:

1. LED Ring Light 2. Mirror 3. On/Off/Dimmer Button 4. USB Charge Port 5. Charge Indicator Light



SAFETY GUIDELINES:

1. The STYLPRO™ On Tour Mirror is made of glass. Please handle with care.
2. For adult use only. Not intended for use by children. This is not a toy.
3. Do not expose the STYLPRO™ On Tour Mirror to direct sunlight while unattended. Reflected sunlight may cause fire.
4. To clean the mirror surface, wipe gently with a microfibre cloth and a branded mirror or glass cleaner. Do NOT use an aerosol mirror cleaner product.
5. Avoid storing the STYLPRO™ On Tour Mirror in hot, humid, or damp areas.
6. If the STYLPRO™ On Tour malfunctions or is damaged in any way, stop using it immediately. Contact STYLPRO™ CUSTOMER SERVICE (See section LIMITED TWO-YEAR WARRANTY for contact details).
7. Use LED lights with care. Extended use and prolonged exposure of LED lights into the eyes may cause damage. LEDs are not replaceable.
8. Keep away from liquids, if the STYLPRO™ On Tour Mirror becomes wet, do not use.
9. The case is fixed/attached to your mirror and can not be removed.

CHARGING

1. Plug the USB charging cable (provided) into the USB port, plug the other end into a USB friendly power source.
2. The light will turn red whilst charging and green when fully charged.
3. The Mirror can be used during charging.

TURNING THE LIGHTS ON.

1. To turn the light on press the On/Off/Dimmer Button at the front of the mirror. If you want to change the light settings, press the button again to scroll through the 3 different light settings.
2. To dim the light press and hold the On/Off/Dimmer Button.
3. To turn the light off press the On/Off/Dimmer Button, keep pressing through all 3 light settings until the light goes off.

TURNING THE LIGHTS OFF

1. To turn off the light, keep pressing the On/Off/Dimmer Button on the front of the mirror until the lights have turned off completely.

IF YOU CLOSE THE CASE YOUR MIRROR WILL TURN OFF THE LIGHTS AS THE MAGNETIC CLOSURE SHUTS.

YOUR MIRROR CAN BE ROTATED TO ENABLE YOU TO USE HORIZONTALLY OR VERTICALLY.

IMPORTANT SAFETY INSTRUCTIONS: WHEN USING ELECTRICAL APPLIANCES, BASIC SAFETY PRECAUTIONS SHOULD ALWAYS BE TAKEN, INCLUDING THE FOLLOWING: READ ALL INSTRUCTIONS BEFORE USING APPLIANCE. SAVE THESE INSTRUCTIONS. KEEP AWAY FROM WATER. THIS PRODUCT IS

NOT A TOY. DO NOT STARE DIRECTLY INTO THE LIGHTS. USE INDOORS ONLY. FOR DOMESTIC HOUSEHOLD USE ONLY. DO NOT ATTEMPT TO OPEN THE BACK OF THE MIRROR. IF REQUIRED, CONSULT A PROFESSIONAL. KEEP MIRROR COOL AND AWAY FROM SOURCES OF DIRECT HEAT AND SUNLIGHT. KEEP AWAY FROM CHILDREN.

DANGER: TO REDUCE THE RISK OF ELECTRIC SHOCK: ALWAYS TURN OFF BEFORE CLEANING OR STORING.

WARNING:

TO REDUCE THE RISK OF BURNS, ELECTROCUTION, FIRE, OR INJURY TO PERSONS:

1. READ ALL INSTRUCTIONS BEFORE USING THE APPLIANCE.
2. TO PROTECT AGAINST ELECTRICAL HAZARDS, DO NOT USE WHILE BATHING OR IN THE SHOWER.
3. CLOSE SUPERVISION IS NECESSARY WHEN ANY APPLIANCE IS USED BY OR NEAR CHILDREN OR PERSONS MADE WEAK OR DISABLED BY ILLNESS OR INJURY.
4. DO NOT OPERATE THIS APPLIANCE IF THE APPLIANCE MALFUNCTIONS OR HAS BEEN DROPPED OR DAMAGED IN ANY MANNER. RETURN APPLIANCE TO NEAREST SERVICE FACILITY FOR EXAMINATION, ELECTRICAL OR MECHANICAL ADJUSTMENT, OR REPAIR. NO REPAIRS SHOULD BE ATTEMPTED BY THE CONSUMER.
5. USE APPLIANCE ONLY FOR INTENDED USE AS DESCRIBED IN THIS INSTRUCTION BOOK. THE USE OF ATTACHMENTS NOT RECOMMENDED BY STYLPRO™ MAY CAUSE HAZARDS.
6. DO NOT USE OUTDOORS OR OPERATE WHERE AEROSOL (SPRAY) PRODUCTS ARE BEING USED, OR WHERE OXYGEN IS BEING ADMINISTERED.
7. BE SURE STYLPRO™ ON TOUR MIRROR IS NOT IN A POSITION WHERE IT CAN REFLECT SUNLIGHT; REFLECTED SUNLIGHT CAN CAUSE FIRE.
8. DO NOT LAY ON A SOFT SURFACE SUCH AS A BED AS MIRROR MAY OVERHEAT.
9. ENSURE DEVICE IS 'OFF' BEFORE STORAGE.
10. DO NOT USE APPLIANCE IN THE BATHROOM OR NEAR WATER.
11. DO NOT PLACE OR STORE APPLIANCE WHERE IT CAN FALL OR BE PULLED INTO A TUB OR SINK.
12. DO NOT PLACE IN OR DROP INTO WATER OR OTHER LIQUIDS.
13. IF THE APPLIANCE FALLS INTO WATER, DO NOT REACH INTO THE WATER.
14. CHOKING HAZARD DUE TO SMALL PARTS. NOT SUITABLE FOR CHILDREN UNDER 3 YEARS.

BATTERIES:

THE PRODUCT CONTAINS LITHIUM-ION BATTERY. RISK OF FIRE AND BURNS, DO NOT OPEN, CRUSH, HEAT ABOVE 60°C/140 °F OR INCINERATE. DO NOT SHORT CIRCUIT. IF THE LITHIUM-ION BATTERY BULGES SEVERELY, DISCONTINUE USE. KEEP SMALL CELLS WHICH ARE CONSIDERED SWALLOWABLE OUT OF REACH OF CHILDREN. SWALLOWING MAY LEAD TO BURNS, PERFORATION OF SOFT TISSUE, AND DEATH. SEVERE BURNS CAN OCCUR WITHIN 2 HOURS OF INGESTION. IN CASE OF INGESTION OF A CELL, SEEK MEDICAL ATTENTION PROMPTLY. NEVER RECHARGE NON-RECHARGEABLE BATTERIES. THIS PRODUCT HAS A BUILT-IN RECHARGEABLE BATTERY WHICH CANNOT BE REPLACED BY THE USER. THE REMOVAL OR REPLACEMENT OF THE RECHARGEABLE BATTERY MAY ONLY BE CARRIED OUT BY THE MANUFACTURER OR HIS CUSTOMER SERVICE OR BY A SIMILARLY QUALIFIED PERSON IN ORDER TO AVOID HAZARDS. WHEN DISPOSING OF THE PRODUCT, IT SHOULD BE NOTED THAT THIS PRODUCT CONTAINS A RECHARGEABLE BATTERY.

STORAGE

ENSURE DEVICE IS 'OFF' BEFORE STORAGE. WHEN YOU CLOSE THE CASE FULLY YOUR MIRROR WILL TURN OFF ALL OF THE LIGHTS. ENSURE THE MIRROR IS UNPLUGGED FROM ANY POWER SUPPLY. BE SURE DIRECT SUNLIGHT DOES NOT STRIKE MIRROR WHEN LEFT UNATTENDED. ALLOW TO COOL TO ROOM TEMPERATURE BEFORE STORING. PLACE IN COOL, DRY AREA OUT OF REACH OF CHILDREN, WHERE MIRROR WILL NOT BE DAMAGED.

MAINTENANCE

YOUR STYLPRO™ ON TOUR MIRROR IS VIRTUALLY MAINTENANCE FREE. NO LUBRICATION IS NEEDED. IF CLEANING BECOMES NECESSARY, TURN THE APPLIANCE OFF, ALLOW TO COOL AND WIPE EXTERIOR WITH A DAMP CLOTH. CLEAN MIRROR SURFACES WITH A GLASS CLEANER. DO NOT LIGHT UNTIL YOU ARE CERTAIN MIRROR IS COMPLETELY DRY. IF ANY ABNORMAL CONDITION OCCURS, TURN OFF THE LIGHTED MIRROR, & CONTACT STYLPRO™ CUSTOMER SERVICES ON +44 (0) 20 3225 5559.

LIMITED TWO-YEAR WARRANTY

YOUR GOODS COME WITH GUARANTEES THAT CANNOT BE EXCLUDED UNDER THE EUROPEAN CONSUMER LAW. EU DIRECTIVE 1999/44/EC, THIS DIRECTIVE STATES 'A TWO-YEAR GUARANTEE APPLIES FOR THE SALE OF ALL CONSUMER GOODS EVERYWHERE IN THE EU. YOU ARE ENTITLED TO A REPLACEMENT OR REFUND FOR A MAJOR FAILURE YOU ARE ALSO ENTITLED TO HAVE THE GOODS REPAIRED OR

REPLACED IF THE GOODS FAIL TO BE OF ACCEPTABLE QUALITY AND THE FAILURE DOES NOT AMOUNT TO A MAJOR FAILURE. STYLPRO™ WILL REPAIR OR REPLACE (AT OUR OPTION) YOUR APPLIANCE FREE OF CHARGE FOR TWENTY-FOUR MONTHS FROM THE DATE OF PURCHASE, IF THE APPLIANCE IS DEFECTIVE IN WORKMANSHIP OR MATERIALS. THIS WARRANTY IS AN ADDITIONAL BENEFIT AND DOES NOT AFFECT YOUR LEGAL RIGHTS. TO OBTAIN SERVICE UNDER THIS WARRANTY, PLEASE READ THE WARRANTY LEAFLET INCLUDED OR CONTACT STYLPRO™ CUSTOMER SERVICE AT TEAMTOM@STYLIDEAS.COM +44 (0) 20 3225 5559. TO MAKE A WARRANTY CLAIM YOU MUST RETAIN YOUR PROOF OF PURCHASE.

IMPORTANT: THIS WARRANTY DOES NOT COVER DAMAGE RESULTING FROM ACCIDENTS, MISUSE, ALTERATIONS, ABUSE, LACK OF REASONABLE CARE OR USE OTHER THAN DESCRIBED IN THESE INSTRUCTIONS, OR PERFORMANCE OF SERVICE OR REPAIRS BY AN UNAUTHORISED SERVICE CENTRE. THIS WARRANTY IS VALID ONLY ON MERCHANDISE SOLD BY AUTHORISED RETAILERS. NOTE, THE ITEM MUST BE THOROUGHLY CLEANED PRIOR TO RETURN.

CORRECT DISPOSAL OF THIS PRODUCT: WHEN THE PRODUCT HAS REACHED THE END OF ITS USAGE, PLEASE DO NOT DISPOSE WITH REGULAR HOUSEHOLD WASTE. RECYCLING IS THE SAFEST AND MOST RESPONSIBLE WAY TO DISPOSE OF ELECTRICAL ITEMS THAT COME TO THE END OF THEIR LIFECYCLE. PLEASE DISPOSE OF IT ACCORDING TO YOUR LOCAL REGULATIONS. THE WASTE ELECTRICAL AND ELECTRONIC EQUIPMENT (WEEE) DIRECTIVE IN EUROPEAN COUNTRIES STIPULATES CORRECT RECYCLING PRACTICES. DO NOT DISPOSE IN REGULAR HOUSEHOLD WASTE.

UKCA & CE MARKING: UK/EU – DECLARATION OF CONFORMITY: STYLIDEAS LTD DECLARES THAT STYLPRO™ ON TOUR MIRROR COMPLIES WITH THE ESSENTIAL REQUIREMENTS AND OTHER RELEVANT PROVISIONS. A COPY OF THE DECLARATION OF CONFORMITY IS AVAILABLE ON REQUEST. STYLIDEAS LTD, AMSHOLD HOUSE, GOLDINGS HILL, LOUGHTON, ESSEX, IG10 2RW, UK. OBELIS S.A, BD. GÉNÉRAL WAHIS 53, B-1030 BRUSSELS, BELGIUM.



©2023 STYLIDEAS Ltd. All rights reserved. STYLIDEAS owns trademarks, registered trademarks, patents, patents pending, design registrations and protection of the copyright of its products. www.stylideas.com/ip. Distributed by STYLIDEAS Ltd, UK: Amshold House, IG10 2RW, UK. +44 (0)20 3225 5559 teamtom@stylideas.com. EU: OBELIS S.A, Bd. Général Wahis 53, B-1030 Brussels, Belgium

Made in China.

MI08A