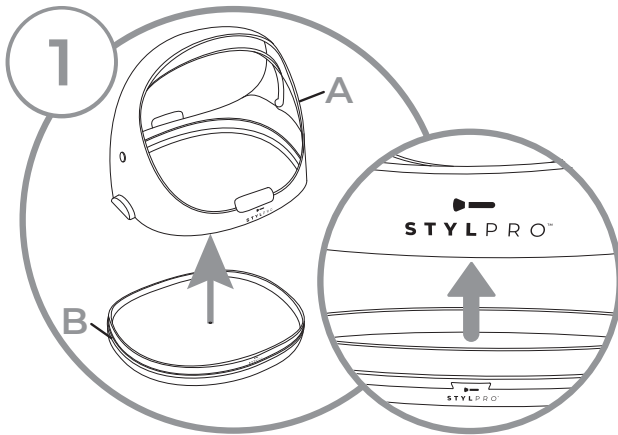
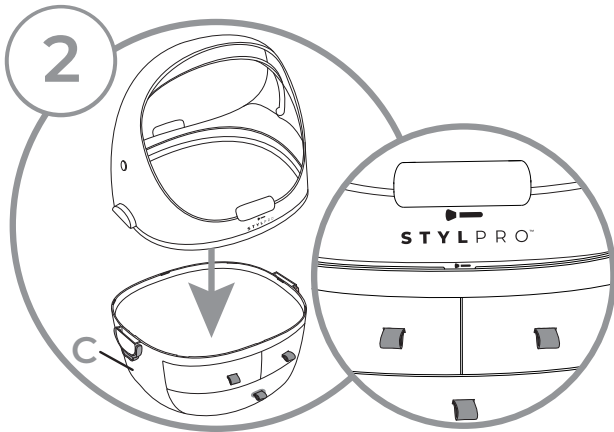


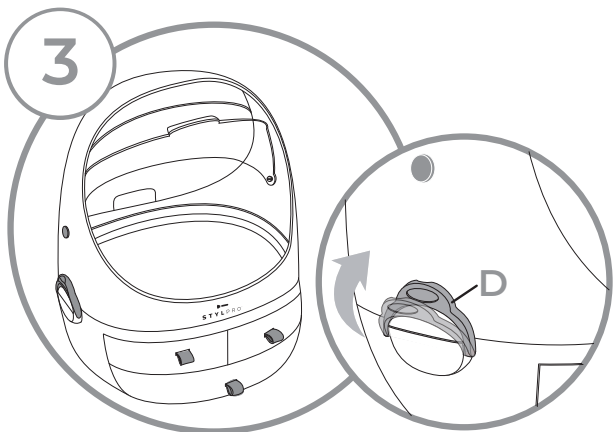
Assembling your Beauty Podlette



Align the large logo on the top **Handle (A)** with the small logo on the middle **Tray (B)**. Press the middle **Tray** into the bottom of the top **Handle**, until all edges are clipped in securley.



Parts **A** and **B** will now be held together and should not come apart. Place onto the lower **Base (C)** with the logos facing the same direction as the drawers.



Secure both sections by clipping each side of the pod together until the **Clips (D)** snap into position. These can separate as you wish.

Designed in UK. Made in China. ©2023 STYLIDEAS Ltd. All rights reserved. STYLIDEAS owns trademarks, registered trademarks, patents, patents pending, design registrations and protection of the copyright of its products. www.stylideas.com/ip. Distributed by STYLIDEAS Ltd, UK: Amshold House, IG10 2RW, UK. +44(0)20 3225 5559 teamtom@stylideas.com. EU: OBELIS S.A, Bd. Général Wahis 53, B-1030 Brussels, Belgium.

