

STYLPRO™

Heated Eyelash Curler

(EN) USE & CARE GUIDE

FOR YOUR SAFETY AND CONTINUED ENJOYMENT OF THIS PRODUCT, ALWAYS READ INSTRUCTION LEAFLET CAREFULLY BEFORE USING.

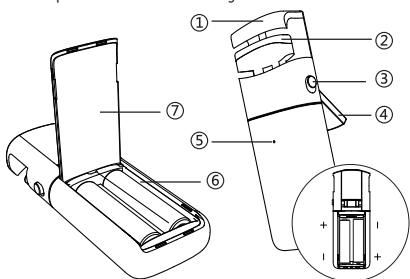
The product is intended for private use only and is not intended for commercial use or for use in other applications.

SPECIFICATION:

Name: STYLPRO™ Heated Eyelash Curler
Model: LC01A
Device Size: 36mm(L) x 18mm(W) x 96mm(H)
Materials: ABS, Silicone
Battery: AAA alkaline battery (2x 1.5V)
Nominal Voltage: 3.0V Nominal Power: 0.6W Maximum Power Rate: 0.75W

PARTS IDENTIFICATION:

1. Curling Support 2. Silicone Pad 3. Power Button 4. Lever 5. Indicator Light 6. Battery Compartment 7. Battery Cover



INCLUDED CONTENTS:

- 1 x STYLPRO™ Heated Eyelash Curler
- 1 x Protective Carry Case
- 2 x AAA batteries
- 1 x Instruction Leaflet

SETTING UP YOUR DEVICE:

Open the battery cover and correctly install 2x AAA batteries according to the positive and negative markings on the case.

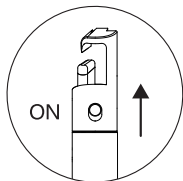
(If the product is not in use for a prolonged period of time, please remove the batteries to avoid battery leakage and damage to the product.)

DO NOT USE WITH:

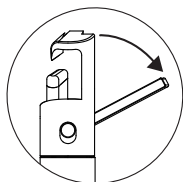
1. False eye lashes.
2. Eyelashes with mascara.
3. Eyelashes with makeup
4. Eyelashes with any growth treatment
5. On eyes which are sore, inflamed or irritated.
6. Do not touch the eyeball with the device.
7. The device should be used by one person and NOT shared with other people.

HOW TO USE:

1. Turn the device on by pushing up the Power Button (3). The small white LED light in the centre of the eyelash curler will turn on to indicate that the curler is warming up. (This light will dim when the battery is low.)
2. As it heats up, the red silicone pad will slowly turn from red to white, within 40 seconds. Once it is white, it is at the ideal temperature and ready to use.



3. Open the 'LEVER'.



4. Lift the curler up to your eye, aligning it with your lashes.
5. Hold your finger down on the 'LEVER' to open the curler, and make sure all of your lashes are lined up onto the heated pad. Once lashes are in place, push finger down on the lever to clamp your lashes onto the pad.
6. Hold the Curler onto lashes for 10-15 seconds.
7. Slowly let go of the 'LEVER' to release your lashes. DO NOT hold on your eye for longer than 60 seconds in total. Repeat this process on the other eye.



8. Turn off the eyelash curler switch. The LED light will turn off.
9. Apply mascara for full, curled lashes. **THE DEVICE WILL AUTOMATICALLY TURN OFF AFTER A 10 MINUTE USE PERIOD.**

CLEANING:

After each use, wait for the silicone pad to return to red. Then use a clean wipe to wipe the eyelash curler, paying particular attention to the silicone pad. **DO NOT IMMERSSE IN WATER.** Use a dry cloth to clean the product - never use petrol, solvents or cleaners that attack plastic. Do not clean the product with water or other liquids.

IMPORTANT SAFETY INSTRUCTIONS:

WHEN USING ELECTRICAL APPLIANCES, BASIC SAFETY PRECAUTIONS SHOULD ALWAYS BE TAKEN, INCLUDING THE FOLLOWING: READ ALL INSTRUCTIONS BEFORE USING APPLIANCE. SAVE THESE INSTRUCTIONS USE APPLIANCE ONLY FOR INTENDED USE AS DESCRIBED IN THIS INSTRUCTION BOOK. THE USE OF ATTACHMENTS NOT RECOMMENDED BY STYLPRO™ MAY CAUSE HAZARDS.

1. Please turn the device off after use and wait for the silicone pad to cool down and return to red before storing.
2. Keep the device in the carry case provided.
3. Store away from sunlight, high temperatures. children, pets, make-up and liquids. Do not lay on a soft surface such as a bed as device may overheat.
4. Keep the device away from corrosive liquids.
5. Keep the device out of reach of children.
6. Do not tamper with any internal components. there are no user serviceable parts inside the unit. Do not attempt to repair the product yourself.
7. This product is not a toy. Children shall not play with the appliance. Cleaning and user maintenance shall not be made by children without supervision.
8. To protect against electrical hazards, do not use while bathing or in the shower.
9. Close supervision is necessary when any appliance is used by or near children or persons made weak or disabled by illness or injury.
10. Do not use on swollen or sunburnt skin or if you have any other skin conditions.
11. Do not operate this appliance if the appliance malfunctions or has been dropped or damaged in any manner.

DANGER: TO REDUCE THE RISK OF ELECTRIC SHOCK: ALWAYS TURN OFF BEFORE CLEANING OR STORING.

BATTERIES: This eyelash curler operates with 2 x AAA 1.5 V batteries. For best performance, use an alkaline battery. Always use the battery by the recommended use-by-date. Install 2 x AAA batteries at correct direction, ensuring that the battery is fitted the right way around observing the + and - signs on the battery and product. Always seek medical advice if you believe a

battery has been swallowed. Always store batteries in a well ventilated cool dry place away from direct sunlight. Always keep batteries out of the reach of young children. Used batteries should not be disposed of with the household waste. Please recycle batteries at special collection points or return them to your retailer. Never place the battery in a fire or mutilate the battery as it may burst or release toxic materials. Never puncture, crush, dent or dismantle batteries or attempt to revive batteries by heating, charging or other means. If the appliance is not used for long periods of time, do not leave the battery inserted (danger of leakage). Remove the battery when not in use for extended periods of time. In the instance of battery leakage occurring and coming into contact with the skin or eyes, wash immediately with lots of water. Do not allow conductive materials such as rings, bracelets or Keys to touch the batteries, otherwise a short circuit may cause the batteries and/or conductive material to overheat and cause burns.

LIMITED TWO-YEAR WARRANTY: OUR GOODS COME WITH GUARANTEES THAT CANNOT BE EXCLUDED UNDER THE EUROPEAN CONSUMER LAW. EU DIRECTIVE 1999/44/EC, THIS DIRECTIVE STATES 'A TWO-YEAR GUARANTEE APPLIES FOR THE SALE OF ALL CONSUMER GOODS EVERYWHERE IN THE EU. YOU ARE ENTITLED TO A REPLACEMENT OR REFUND FOR A MAJOR FAILURE YOU ARE ALSO ENTITLED TO HAVE THE GOODS REPAIRED OR REPLACED IF THE GOODS FAIL TO BE OF ACCEPTABLE QUALITY AND THE FAILURE DOES NOT AMOUNT TO A MAJOR FAILURE. STYLPRO™ WILL REPAIR OR REPLACE (AT OUR OPTION) YOUR APPLIANCE FREE OF CHARGE FOR TWENTY-FOUR MONTHS FROM THE DATE OF PURCHASE, IF THE APPLIANCE IS DEFECTIVE IN WORKMANSHIP OR MATERIALS. THIS WARRANTY IS AN ADDITIONAL BENEFIT AND DOES NOT AFFECT YOUR LEGAL RIGHTS. TO OBTAIN SERVICE UNDER THIS WARRANTY, PLEASE READ THE WARRANTY LEAFLET INCLUDED OR CONTACT STYLPRO™ CUSTOMER SERVICE AT TEAMTOM@STYLIDEAS.COM +44 (0) 20 3225 5559. TO MAKE A WARRANTY CLAIM YOU MUST RETAIN YOUR PROOF OF PURCHASE.

GUARANTEE EXCLUSIONS:

1. Batteries and damage from leakage is not covered by the terms of the guarantee.

CORRECT DISPOSAL OF THIS PRODUCT: WHEN THE PRODUCT HAS REACHED THE END OF ITS USAGE, PLEASE DO NOT

DISPOSE WITH REGULAR HOUSEHOLD WASTE. RECYCLING IS THE SAFEST AND MOST RESPONSIBLE WAY TO DISPOSE OF ELECTRICAL ITEMS THAT COME TO THE END OF THEIR LIFECYCLE. PLEASE DISPOSE OF IT ACCORDING TO YOUR LOCAL REGULATIONS. THE WASTE ELECTRICAL AND ELECTRONIC EQUIPMENT (WEEE) DIRECTIVE IN EUROPEAN COUNTRIES STIPULATES CORRECT RECYCLING PRACTICES. DO NOT DISPOSE IN REGULAR HOUSEHOLD WASTE.

UKCA & CE MARKING: UK/EU -DECLARATION OF CONFORMITY:

STYLIDEAS LTD DECLARES THAT STYLPRO COMPLIES WITH THE ESSENTIAL REQUIREMENTS AND OTHER RELEVANT PROVISIONS. A COPY OF THE DECLARATION OF CONFORMITY IS AVAILABLE ON REQUEST. STYLIDEAS LTD, AMSHOLD HOUSE, GOLDINGS HILL, LOUGHTON, ESSEX, IG10 2RW, UK. OBELIS S.A, BD. GENERAL WAHIS 53, B-7030 BRUSSELS, BELGIUM.



STYLIDEAS Ltd, Amshold House, IG10 2RW, UK.
OBELIS S.A, Bd. Général Wahis 53,
B-1030 Brussels, Belgium
@stylpro_uk
teamtom@stylideas.com
+44 (0)20 3225 5559
www.STYLIDEAS.co.uk

MADE IN CHINA