

STYLPRO™  
Heated Beauty  
Eye Wand

**(EN) USE & CARE GUIDE**

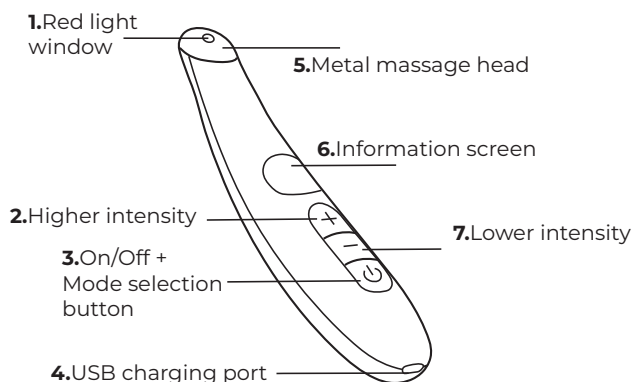
FOR YOUR SAFETY AND CONTINUED ENJOYMENT OF THIS PRODUCT, ALWAYS READ INSTRUCTION LEAFLET CAREFULLY BEFORE USING. The product is intended for private use only and is not intended for commercial use or for use in other applications.

**SPECIFICATIONS**

Name: STYLPRO™ Heated Beauty Eye Wand  
Model: EW01A  
Device Size: 139 x 29 x 28.5mm  
Materials: Zinc Alloy, ABS  
Nominal Voltage: 3.7V Nominal Power: 0.6W Maximum  
Power Rate: 0.7W

**PARTS IDENTIFICATION:**

1. Red Light Window 2. Higher Intensity 3. ON/OFF & Mode Selection Button 4. USB charging port 5. Metal massage head 6. Information screen 7. Lower intensity



**CAUTION:**

1. Please do not use if you have eye inflammation or conjunctivitis.
2. Do not use this product when wearing contact lenses.
3. Do not use the product without eye cream or serum.
4. Consult your medical professional prior to use if: You are epileptic, photophobic, or light sensitive, if you are pregnant or have had skin cancer in the last 12 months.

**CHARGING:**

During the charging process, the display screen battery symbol flashes and the battery symbol stops flashing after charging is completed.

**MAINTENANCE:**

1. Please wipe off any excess skin care products which may accumulate in the massage head.
2. Wipe clean using a dry cloth.
3. Do not submerge in water.
4. Please don't use

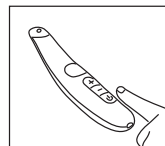
5. Please store it in a cool dry place.
6. Please don't use the wand if it is damaged.
7. Please use gently on the eye area.

**DANGER: TO REDUCE THE RISK OF ELECTRIC SHOCK: ALWAYS TURN OFF BEFORE CLEANING OR STORING.**

**HOW TO USE:**



1. Take a pea-size amount of eye cream or serum and apply around your eye area using a clean finger, smooth evenly into the skin under your eyes. Take care not to allow the eye product to get into the eyes. Do not use the device without eye serum.



2. Hold down the power button to turn on the wand. Press the '+' and '-' buttons to adjust the temperature as needed.



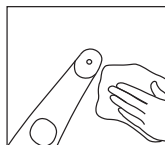
3. Quickly pressing the power button changes the mode between Modes 1, 2 and 3. Choose your preferred mode.

4. To use on your lower lid, place the tip of the wand in the corner of your eye beneath your lower eyelashes. Then, gently glide it towards the outer corner of your eye. This should take around 15 seconds from the inner corner to the outer corner, giving time for the wand to heat your skin.

5. Repeat this motion once or twice more, but do not use on the same patch of skin for more than 60 seconds.

6. For your upper lid, we advise only using Mode 3, which turns off the red LED light. Then, repeat steps 4 and 5 on your upper eye lid above your eyelashes.

7. Repeat the same process on your other eye.



8. When finished hold down the power button to turn off, wipe clean the Metal Massage Head with a dry cloth.

**MODES**

**Mode 1:** Vibration + Hot compress + LED red light  
Whitens and rejuvenate skin cells, enhancing anti-wrinkle properties.

**Mode 2:** Hot compress + LED red light  
The Hot compress wakes up tired eyes. The LED red light enhances cell activity, promotes collagen regeneration, and repairs damaged cells.

**Mode 3:** Vibration + hot compress  
10,000 times 1 minute high-frequency vibration massage, 37°C to 45°C constant heating, wakes up tired eyes and accelerates the absorption of nutrients into the eye area.

## BATTERIES:

**THE PRODUCT CONTAINS LITHIUM-ION BATTERY. RISK OF FIRE AND BURNS, DO NOT OPEN, CRUSH, HEAT ABOVE 60°C/140 °F OR INCINERATE. DO NOT SHORT CIRCUIT. IF THE LITHIUM-ION BATTERY BULGES SEVERELY, DISCONTINUE USE. KEEP SMALL CELLS WHICH ARE CONSIDERED SWALLOWABLE OUT OF REACH OF CHILDREN. SWALLOWING MAY LEAD TO BURNS, PERFORATION OF SOFT TISSUE, AND DEATH. SEVERE BURNS CAN OCCUR WITHIN 2 HOURS OF INGESTION. IN CASE OF INGESTION OF A CELL, SEEK MEDICAL ATTENTION PROMPTLY.**

## IMPORTANT SAFETY INSTRUCTIONS:

WHEN USING ELECTRICAL APPLIANCES, BASIC SAFETY PRECAUTIONS SHOULD ALWAYS BE TAKEN, INCLUDING THE FOLLOWING: READ ALL INSTRUCTIONS BEFORE USING APPLIANCE. SAVE THESE INSTRUCTIONS USE APPLIANCE ONLY FOR INTENDED USE AS DESCRIBED IN THIS INSTRUCTION BOOK. THE USE OF ATTACHMENTS NOT RECOMMENDED BY STYLPRO™ MAY CAUSE HAZARDS.

1. Please turn the device off after use.
2. This product should not be used by; children, pregnant women, patients with epilepsy, tumors and cancer patients, patients with cardiac pacemakers or similar.
3. Do not place any part of the product near heat sources such as radiators, cookers, etc do not lay on a soft surface such as a bed as device may overheat.
4. Keep the device away from corrosive liquids.
5. If you feel abnormalities in your eyes, eyelids or skin during use or after use, please consult your medical specialist.
6. Do not tamper with any internal components. there are no user serviceable parts inside the unit. Do not attempt to repair the product yourself.
7. Keep away from water. This product is not a toy. Children shall not play with the appliance. Cleaning and user maintenance shall not be made by children without supervision. Please store with care and out of reach of children and pets.
8. To protect against electrical hazards, do not use while bathing or in the shower.
9. Close supervision is necessary when any appliance is used by or near children or persons made weak or disabled by illness or injury.
10. Do not use on sensitive or broken skin. Do not use on swollen or sunburnt skin or if you have any other skin conditions.
11. Remove all metals and solid objects, such as earrings, necklaces, bracelets, watches etc before use. Remove , glasses, false eyelashes and contact lenses before use.
12. Do not operate this appliance if it malfunctions or has been dropped on the floor or in water or damaged in any manner.
13. Do not directly touch the eyeball.
14. Do not share this product with anyone else.
15. Please do not use during charging.

**LIMITED TWO-YEAR WARRANTY:** OUR GOODS COME WITH GUARANTEES THAT CANNOT BE EXCLUDED UNDER THE EUROPEAN CONSUMER LAW. EU DIRECTIVE 1999/44/EC, THIS DIRECTIVE STATES 'A TWO-YEAR GUARANTEE APPLIES FOR THE SALE OF ALL CONSUMER GOODS EVERYWHERE IN THE EU. YOU ARE ENTITLED TO A REPLACEMENT OR REFUND FOR A MAJOR FAILURE YOU ARE ALSO ENTITLED TO HAVE THE GOODS REPAIRED OR REPLACED IF THE GOODS FAIL TO BE OF ACCEPTABLE QUALITY AND THE FAILURE DOES NOT AMOUNT TO A MAJOR FAILURE. STYLPRO™ WILL REPAIR OR REPLACE (AT OUR OPTION) YOUR APPLIANCE FREE OF CHARGE FOR TWENTY-FOUR MONTHS FROM THE DATE OF PURCHASE, IF THE APPLIANCE IS DEFECTIVE IN WORKMANSHIP OR MATERIALS. THIS WARRANTY IS AN ADDITIONAL BENEFIT AND DOES NOT AFFECT YOUR LEGAL RIGHTS. TO OBTAIN SERVICE UNDER THIS WARRANTY, PLEASE READ THE WARRANTY LEAFLET INCLUDED OR CONTACT STYLPRO™ CUSTOMER SERVICE AT TEAMTOM@STYLIDEAS.COM +44 (0) 20 3225 5559. TO MAKE A WARRANTY CLAIM YOU MUST RETAIN YOUR PROOF OF PURCHASE.

**CORRECT DISPOSAL OF THIS PRODUCT:** WHEN THE PRODUCT HAS REACHED THE END OF ITS USAGE, PLEASE DO NOT DISPOSE WITH REGULAR HOUSEHOLD WASTE. RECYCLING IS THE SAFEST AND MOST RESPONSIBLE WAY TO DISPOSE OF ELECTRICAL ITEMS THAT COME TO THE END OF THEIR LIFECYCLE. PLEASE DISPOSE OF IT ACCORDING TO YOUR LOCAL REGULATIONS. THE WASTE ELECTRICAL AND ELECTRONIC EQUIPMENT (WEEE) DIRECTIVE IN EUROPEAN COUNTRIES STIPULATES CORRECT RECYCLING PRACTICES. DO NOT DISPOSE IN REGULAR HOUSEHOLD WASTE.

**UKCA & CE MARKING:** UK/EU -DECLARATION OF CONFORMITY: STYLIDEAS LTD DECLARES THAT STYLPRO COMPLIES WITH THE ESSENTIAL REQUIREMENTS AND OTHER RELEVANT PROVISIONS. A COPY OF THE DECLARATION OF CONFORMITY IS AVAILABLE ON REQUEST. STYLIDEAS LTD, AMSHOLD HOUSE, GOLDINGS HILL, LOUGHTON, ESSEX, IG10 2RW, UK. OBELIS S.A, BD. GENERAL WAHIS 53, B-7030 BRUSSELS, BELGIUM.

©2022 STYLIDEAS Ltd. All rights reserved. STYLIDEAS owns trademarks, registered trademarks, patents, patents pending, design registrations and protection of the copyright of its products. [www.stylideas.com/ip](http://www.stylideas.com/ip). Distributed by STYLIDEAS Ltd, UK: Amshold House, IG10 2RW, UK. +44(0)20 3225 5558 [teamtom@stylideas.com](mailto:teamtom@stylideas.com).  
EU: OBELIS S.A, Bd. Général Wahis 53, B-1030 Brussels, Belgium



Made in China.

EW01A