

RECYCLING IS THE SAFEST AND MOST RESPONSIBLE WAY TO DISPOSE OF ELECTRICAL ITEMS THAT COME TO THE END OF THEIR LIFECYCLE. PLEASE DISPOSE OF IT ACCORDING TO YOUR LOCAL REGULATIONS. THE WASTE ELECTRICAL AND ELECTRONIC EQUIPMENT (WEEE) DIRECTIVE IN EUROPEAN COUNTRIES STIPULATES CORRECT RECYCLING PRACTICES. DO NOT DISPOSE IN REGULAR HOUSEHOLD WASTE.



CE MARKING: EU – DECLARATION OF CONFORMITY: STYLIDEAS LTD DECLARES THAT STYLPRO BEAUTY FRIDGE (BC60) COMPLIES WITH THE ESSENTIAL REQUIREMENTS AND OTHER RELEVANT PROVISIONS OF DIRECTIVE 1999/5/EC. A COPY OF THE DECLARATION OF CONFORMITY IS AVAILABLE ON REQUEST. STYLIDEAS LTD, AMSHOLD HOUSE, GOLDINGS HILL, LOUGHTON, ESSEX, IG10 2RW, UK.

LIMITED TWO-YEAR WARRANTY

OUR GOODS COME WITH GUARANTEES THAT CANNOT BE EXCLUDED UNDER THE EUROPEAN CONSUMER LAW. EU DIRECTIVE 1999/44/EC, THIS DIRECTIVE STATES 'A TWO-YEAR GUARANTEE APPLIES FOR THE SALE OF ALL CONSUMER GOODS EVERYWHERE IN THE EU. YOU ARE ENTITLED TO A REPLACEMENT OR REFUND FOR A MAJOR FAILURE YOU ARE ALSO ENTITLED TO HAVE THE GOODS REPAIRED OR REPLACED IF THE GOODS FAIL TO BE OF ACCEPTABLE QUALITY AND THE FAILURE DOES NOT AMOUNT TO A MAJOR FAILURE. STYLPRO™ WILL REPAIR OR REPLACE (AT OUR OPTION) YOUR APPLIANCE FREE OF CHARGE FOR TWENTY-FOUR MONTHS FROM THE DATE OF PURCHASE, IF THE APPLIANCE IS DEFECTIVE IN WORKMANSHIP OR MATERIALS.

TROUBLESHOOTING

Concern	Possible Reason	Check
Fan making a loud noise	Check for fan obstruction or failure.	Check the back to see there is at least 10cm clearance around the fan and vents. If the issue persists, contact customer support.
Unit doesn't cool as advertised.	Ensure that the room is not above 25°C. Move the unit to a cooler room.	Consult your Unit's specific cooling information found in this user manual. If cooling temperature is significantly less than what is listed for your unit, contact Customer Support.
<ul style="list-style-type: none"> Unit not cooling and light off in the back Unit stopped working 	Main power source failure	Ensure power cable is properly connected. Ensure fuse has not blown (UK Only). Ensure the power cable is not damaged.
Unit doesn't cool as advertised.	Ensure that the room is not above 25°C. Move the unit to a cooler room.	Ensure power cable is properly connected. Ensure fuse has not blown (UK Only). Ensure the power cable is not damaged. If problem persists, contact Customer Support.
<ul style="list-style-type: none"> Ice is building inside the unit, around the centre screws in the back. Water collecting at the bottom of the unit. Water collecting at the bottom of the unit. 	<ul style="list-style-type: none"> Check that the door is clean and free from obstruction and is closed securely. Water Condensation; It is normal for thermo-electric units, while in cooling mode, to produce water droplets that may freeze in the back and then melt. Water condensation is normal in a thermo-electric unit. Check if water accumulation is due to condensation. 	While the unit is off and at room temperature, take a soft cloth and gently wipe down the inside of your unit to remove any moisture that may accumulate. This is recommended once or twice a week. If issue persists, contact Customer Support for assistance.

- Please confirm that sockets and the power cords to be tight when the fridge does not work. A loose socket will result in the cord and sockets overheating and possible damage to the item.
- Please conduct the following, if the cooling effect is not good:
 - Ensure the ventilation surrounding the item is sufficient, 10cm in all sides and above the item.
 - Ensure the door is closed as much as possible and the temperature is recorded is done so from the centre rear of the shelf.
 - Check that the switch is in the correct mode and the corresponding GREEN / RED light is illuminated.
 - If overworked, the unit may need to be powered off to reset, switch off for 1 hour and re-select the cooling or heating mode and power input in AC mode.
 - If the fan is faulty or there is no cooling effect at all. Please contact the Customer Support for assistance.

STYLIDEAS Ltd, Amshold House, IG10 2RW, UK.
 OBELIS S.A, Bd. Général Wahis 53, B-1030 Brussels, Belgium

@stylpro_uk

teamtom@stylideas.com +44 (0)20 3225 5559

www.STYLIDEAS.com



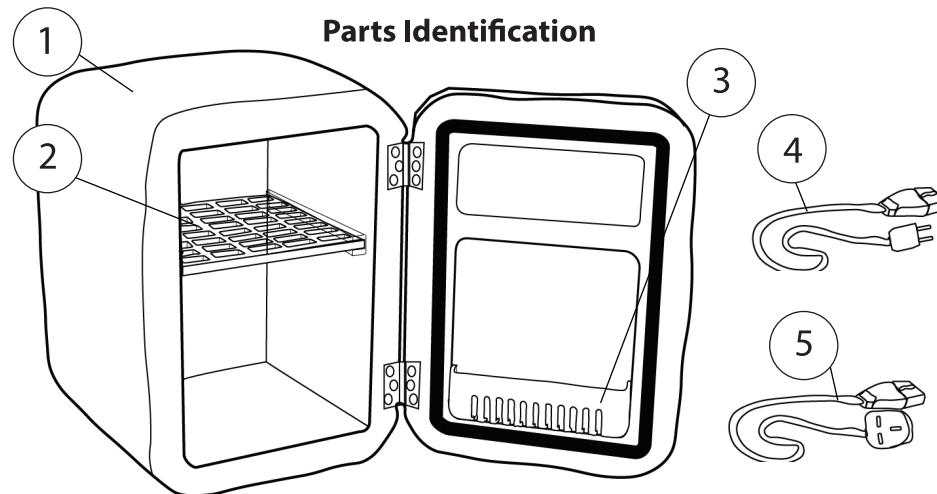
STYLPRO™

Invented With Love

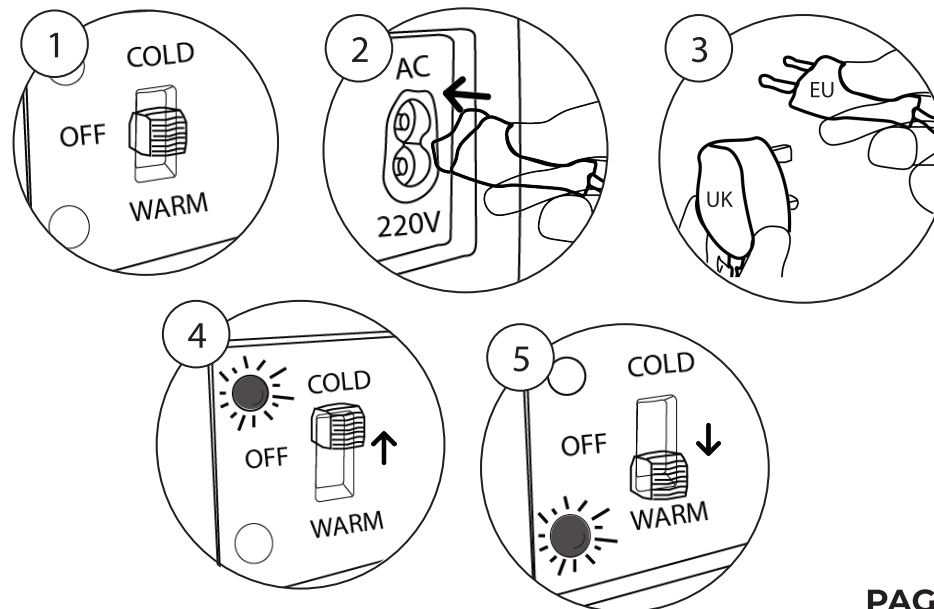
BC60

Beauty Fridge

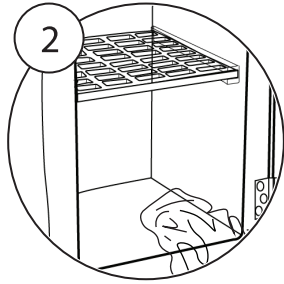
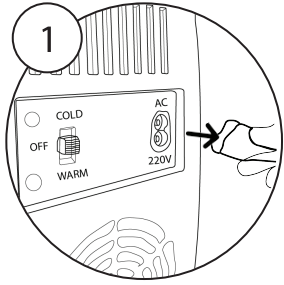
Parts Identification



Cooling and Heating Instructions



Cleaning and Maintenance



SPECIFICATION

Model - BC60
Capacity - 4 Litre
Output Voltage (AC) - 230V
Power (AC) - Cool 40W / Warm 35W
Cooling - 20°C Below Ambient
Warming - 45-55°C

FOR YOUR SAFETY AND CONTINUED ENJOYMENT OF THIS PRODUCT, ALWAYS READ INSTRUCTION LEAFLET CAREFULLY BEFORE USING.

The STYLPRO™ four litre Beauty Fridge can cool 16-20°C below ambient (room) temperature, up to a minimum of 2°C, or it can warm up to 45-55°C at the flick of a switch.

Parts Identification

1. Beauty Fridge 2. Removable Shelf 3. Removable Door Shelf 4. EU Power Cord 5. UK Power Cord

Cooling And Heating Instructions

1. First, make sure the switch at the back of the STYLPRO™ Beauty Fridge is in OFF position.
2. Depending on your region, attach either the UK or EU power cord into the 'Household Socket' at the back of the STYLPRO™ Beauty Fridge.
3. Plug the AC mains lead into the household power outlet securely.
4. **Cooling:** To cool set the 'Cold Hot Switch' to COLD. The green light will be on indicating the unit is in cooling mode. For best results, we suggest putting in pre-chilled items. It will take 2 or 3 hours to reach maximum cooling temperature.
5. **Heating:** To heat set the 'Cold Hot Switch' to WARM. A red light will be on indicating the unit is in warming mode.

Cleaning And Maintenance

1. Turn off the cool heat switch first then unplug to cut off the power supply. Do not unplug with the control switch in the ON position.
2. Use a soft warm cloth with a little non non-hazardous detergent to wipe surfaces and clean the STYLPRO™ Beauty Fridge surface, or simply use a soft cloth with warm water to wipe the inside of fridge regularly.
3. Do not expose the fridge to water directly, especially, water must not splash on the working parts, e.g. the heat dissipation outlet or the switch or socket, the electrical PCB maybe damaged, or even electric shock may occur.

Product Features:

1. The STYLPRO™ Beauty Fridge, cooler and warmer, uses semiconductor refrigeration technology, this can refrigerate and warm due to the advanced thermoelectric element. Characterised by quietness, free of CFC, low power consumption, high efficient cooling and heating function, long operating life, nice appearance, small size and easy to carry, it is also environmentally friendly.
2. The product, characterized by a long operating life, small size, being easy to carry and both cooling and warming functions, is fit for use indoors.
3. The thermoelectric cooler can last a long time if used correctly and maintained well and operated according to the manual heat insulation ensures the service life of product a strong refrigerating ability makes the temperature around 20°C lower than current ambient temperature when the heat function is enabled it can reach as high as 45 - 55°C.

Tips and tricks for STYLPRO™ Beauty Fridge

1. The cooling effect is better when a product is placed closer to the thermoelectric element inside the cooler.

2. For refrigeration of cosmetic items or make-up, place them in the middle or lower shelf, the closer to the thermoelectric cooler, the better the cooling effect is.

Temperature Reference for Refrigeration and Freshness

1. When items are placed into the refrigerator for cold storage, the temperature in the refrigerating chamber should be between 3-8°C to preserve the quality of the cosmetic items or make-up.
2. The colder the ambient temperature is, the colder the unit will operate internally, for example, an unheated room would possibly make the items freeze internally.
3. Recommended to keep the room ambient above 18 °C and below 25 °C for best operation. Ensure ventilation at all times.

Applicable Use: Household Only. NOT FOR INDUSTRIAL USE.

Applicable Products: Cosmetics, make-up, skin care. Natural & Organic Products, Cosmetic products containing vitamin C, Nail Polish, Face Masks, Serums, creams and moisturisers, Toners and Sprays, Sunscreen, Liquid Makeup – Mascara & Eyeliner, Lip & Eye Pencils and some medicated creams (check manufacturer's instructions).

Can be used to store canned, bottle and packaged drinks. DO NOT STORE BEAUTY PRODUCTS AND FOOD IN THE SAME REFRIGERATOR.

Inapplicable Warm Products: Flammable liquids, such as Hand Gels, Nail Polish Removers, Alcohol based Toners or Aerosol sprays. Check product labeling prior to placing products in the warmer.

Inapplicable Refrigerating Products: Ice cream, frozen food, raw fish and meat, chemical's and medicines.

SAFETY WARNING

1. Any covering, e.g. towel or clothes, is prohibited on the rear of the fan outlet to prevent the fan from overheating and causing the item to become faulty.
2. AC power cable must be connected correctly to the relevant input on the back of the item.
3. The STYLPRO™ Beauty Fridge must not be in close proximity to flammable or explosive substances.
4. Do not store FLAMMABLE products whilst the STYLPRO™ Beauty Fridge is in the WARM mode.
5. Non-professionals are prohibited to open the machine for repair.
6. It is prohibited to directly push the switch from the cooling position to the warming position and vice versa. Before switching between the two modes, the switch must be put into the OFF position and the item should be shut down for 30 minutes at least with the door open so the temperature is neutral.
7. Don't rinse it with water. Always keep the item clean and dry.
8. Prevent the appliance from being put upside down.
9. Please don't drop or shock the unit.
10. Any fresh food should not be stored inside the fridge.
11. The appliance should not be exposed to rain, showers or running water.
12. Children should be supervised to ensure that they do not play with the appliance.
13. Ventilation must be ensured around the product during use for ventilation.
14. Do not use any electrical appliance inside of the product.
15. Some people (including children) are prohibited to use the product, e.g. any person who has any physical, sensory or mental defect, or person who lacks experience or knowledge, unless they get supervision and instruction about how to use the product safely.
16. The appliance is equipped with uk power cord and eu power cord. if the supply cord is damaged, it must be replaced by a special cord or assembly available from the manufacturer or its service agent.
17. Please store with care and out of reach of children.
18. Do not use the stylpro for anything other than its intended use.

BEFORE USE, THIS PRODUCT MUST BE PROPERLY SET UP. THE TECHNICAL SPECIFICATION FOR THIS PRODUCT AND THE CONTENTS OF THE USER MANUAL ARE SUBJECT TO CHANGE WITHOUT NOTICE. CONTACT TEAMTOM@STYLIDEAS.COM IF THE PRODUCT REQUIRES SERVICING.

CORRECT DISPOSAL OF THIS PRODUCT: WHEN THE PRODUCT HAS REACHED THE END OF ITS USAGE, PLEASE DO NOT DISPOSE WITH REGULAR HOUSEHOLD WASTE.