




Implementation steps



The pool should be placed on even ground supportive to the legs in each four corners. Make sure to leave at least a 10 cm gap (about the size of a fist) between the pool and wall to ensure sufficient ventilation.



The minimum level of the water must be above the minimum level sticker of the filter cover. The maximum level is about 13 cm below pools top level.



Once the pool is filled, plug it in and turn on the power by pushing the green button in the plug.



Set the existing time of the day.



Set the target temperature. In upper left corner of the touch screen, you can see the current temperature of the water and on the right corner the target temperature.



Never let Kinos Plus run without the filter.

Note that the power must be turned off before releasing the filter cartridge. Stopping the device can be done by pressing shortly the upper left corner cogwheel and then Stop. To restart, press Start.

Implementation steps

1. The pool should be placed on even ground supportive to the legs in each four corners. Make sure to leave at least a 10 cm gap (about the size of a fist) between the pool and wall to ensure sufficient ventilation.
2. Fill the pool by using a hose. The minimum level of the water must be above the minimum lever sticker of the filter cover. The maximum level is about 13 cm below pools top level.
3. Once the pool is filled, plug it in and turn on the power by pushing the green button in the plug.
4. Set the existing time of the day.
5. Set the target temperature. In upper left corner of the touch screen, you can see the current temperature of the water and on the right corner the target temperature.
6. Never let Kinos Plus run without filter. Note that the power must be turned off before releasing the filter cartridge.

Important

- If the pool is placed outdoors it must be fully protected from weather (for example on a glazed or covered terrace).
- Never let Kinos Plus to run without the filter.
- Always take a shower before entering the pool.
- Change the water every 1-3 months depending on the use of the pool.
- Change the filter every 2-6 months depending on the use of the pool.
- If the pool is in heavy daily use, it is necessary to add weekly a half teaspoon of chlorine, see manual.
- Every six months, remove the side panels and vacuum the condenser's metal grate with a powerful vacuum cleaner, even if it looks clean.

