

MODEL ADF-3700-C & ADF-3701-C DUAL AGGREGATE FOUNTAIN

These all-purpose fountains are ideal for high traffic and maintain a great finish in rough environments. Delivers 8.0 GPH of chilled water refreshment. Surface type with mounting plate welded to pedestal.

-FP are frost proof models. It is recommended that a dual check valve backflow prevention be installed in the waterline going to any FP fountain.

-FPS are sanifrost models which will not allow stored water to re-enter the bubbler.

FEATURES

- Mounting plate and stainless steel bottom plate come standard
- Access plates are vandal resistant and provide easy maintenance
- Push button valve, centered on vandal resistant stainless steel access plate
- Steel bubbler guard(s) and chrome plated brass bubbler
- 18 gauge brush finished stainless steel receptor with a vandal resistant chrome plated brass drain plug
- Stainless steel supply fittings connected to reinforced tubing
- Delivers 8.0 GPH of chilled water refreshment
- Available in single, double or triple fountain styles (See APF-3500 or ADF-3900)
- Supply complete with 1/2" IPS lock shield screwdriver stop
- 1-1/4" IPS waste pipes included with every fountain




(Shown above) Model ADF-3700-C-94

ORDERING OPTIONS

Part Number


ADF-3700-C-



Optional

- 31:** Chrome Plated Self-closing Jug Filler
- 32:** RCP Hose bibb with VB
- 32-LK:** RCP Hose bibb with VB and Loose Key
- 32-SC:** Self Closing Hose bibb with VB
- 33-VP:** Hose bibb with lock box
- 34:** Frost Proof Jug Filler
- 35-VP:** Recessed Hose Bibb with Locking Cover
- 36:** Push Button Jug Filler
- 37:** Foot spray
- 38:** Shutdown/Drain Valve
- 40:** Commemorative plaque
- 42:** S.S. bubbler guard
- 65:** Matching step
- 84:** Water filter
- 85:** Valve Box (Recommended for -FP)
- 94:** Pet fountain
- 94-FP:** Frost proof
- 95:** Sand trap
- 96:** Sand strainer plate
- SMP-12S:** Surface mounting plate


ADF-3700-C-FP-



Optional

- 31:** Chrome Plated Self-closing Jug Filler
- 32:** RCP Hose bibb with VB
- 32-LK:** RCP Hose bibb with VB and Loose Key
- 32-SC:** Self Closing Hose bibb with VB
- 33-VP:** Hose bibb with lock box
- 34:** Frost Proof Jug Filler
- 35-VP:** Recessed Hose Bibb with Locking Cover
- 36:** Push Button Jug Filler
- 37:** Foot spray
- 38:** Shutdown/Drain Valve
- 40:** Commemorative plaque
- 42:** S.S. bubbler guard
- 65:** Matching step
- 84:** Water filter
- 85:** Valve Box (Recommended for -FP)
- 94:** Pet fountain
- 94-FP:** Frost proof
- 95:** Sand trap
- 96:** Sand strainer plate
- SMP-12S:** Surface mounting plate

ADF-3700-C-FPS-



Optional

- 31:** Chrome Plated Self-closing Jug Filler
- 32:** RCP Hose bibb with VB
- 32-LK:** RCP Hose bibb with VB and Loose Key
- 32-SC:** Self Closing Hose bibb with VB
- 33-VP:** Hose bibb with lock box
- 34-FPS:** Sanifrost Jug Filler
- 35-VP:** Recessed Hose Bibb with Locking Cover
- 36:** Push Button Jug Filler
- 37:** Foot spray
- 38:** Shutdown/Drain Valve
- 40:** Commemorative plaque
- 42:** S.S. bubbler guard
- 65:** Matching step
- 84:** Water filter
- 85:** Valve Box (Recommended for -FP)
- 94:** Pet fountain
- 94-FPS:** Sanifrost
- 95:** Sand trap
- 96:** Sand strainer plate
- SMP-12S:** Surface mounting plate


*A maximum of 3 options may be added to a fountain.



ORDERING OPTIONS

Part Number


ADF-3701-C-



Optional

- 31:** Chrome Plated Self-closing Jug Filler
- 32:** RCP Hose bibb with VB
- 32-LK:** RCP Hose bibb with VB and Loose Key
- 32-SC:** Self Closing Hose bibb with VB
- 33-VP:** Hose bibb with lock box
- 34:** Frost Proof Jug Filler
- 35-VP:** Recessed Hose Bibb with Locking Cover
- 36:** Push Button Jug Filler
- 37:** Foot spray
- 38:** Shutdown/Drain Valve
- 40:** Commemorative plaque
- 42:** S.S. bubbler guard
- 65:** Matching step
- 84:** Water filter
- 85:** Valve Box (Recommended for -FP)
- 94:** Pet fountain
- 94-FP:** Frost proof
- 95:** Sand trap
- 96:** Sand strainer plate
- SMP-12S:** Surface mounting plate


ADF-3701-C-FP-



Optional

- 31:** Chrome Plated Self-closing Jug Filler
- 32:** RCP Hose bibb with VB
- 32-LK:** RCP Hose bibb with VB and Loose Key
- 32-SC:** Self Closing Hose bibb with VB
- 33-VP:** Hose bibb with lock box
- 34:** Frost Proof Jug Filler
- 35-VP:** Recessed Hose Bibb with Locking Cover
- 36:** Push Button Jug Filler
- 37:** Foot spray
- 38:** Shutdown/Drain Valve
- 40:** Commemorative plaque
- 42:** S.S. bubbler guard
- 65:** Matching step
- 84:** Water filter
- 85:** Valve Box (Recommended for -FP)
- 94:** Pet fountain
- 94-FP:** Frost proof
- 95:** Sand trap
- 96:** Sand strainer plate
- SMP-12S:** Surface mounting plate

ADF-3701-C-FPS-



Optional

- 31:** Chrome Plated Self-closing Jug Filler
- 32:** RCP Hose bibb with VB
- 32-LK:** RCP Hose bibb with VB and Loose Key
- 32-SC:** Self Closing Hose bibb with VB
- 33-VP:** Hose bibb with lock box
- 34-FPS:** Sanifrost Jug Filler
- 35-VP:** Recessed Hose Bibb with Locking Cover
- 36:** Push Button Jug Filler
- 37:** Foot spray
- 38:** Shutdown/Drain Valve
- 40:** Commemorative plaque
- 60:** Matching step
- 84:** Water filter
- 85:** Valve Box (Recommended for -FP)
- 87:** Metal Valve Box
- 94:** Pet fountain
- 94-FPS:** Sanifrost
- 95:** Sand trap
- 96:** Sand strainer plate
- SMP-12S:** Surface mounting plate

*A maximum of 3 options may be added to a fountain.

DIMENSIONS

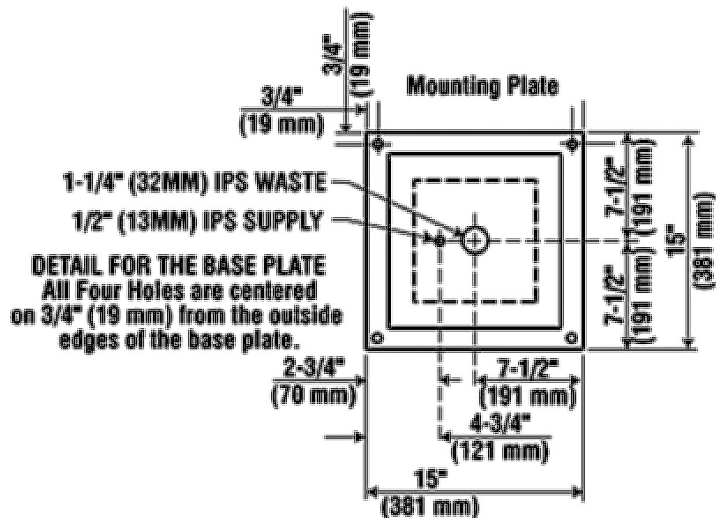
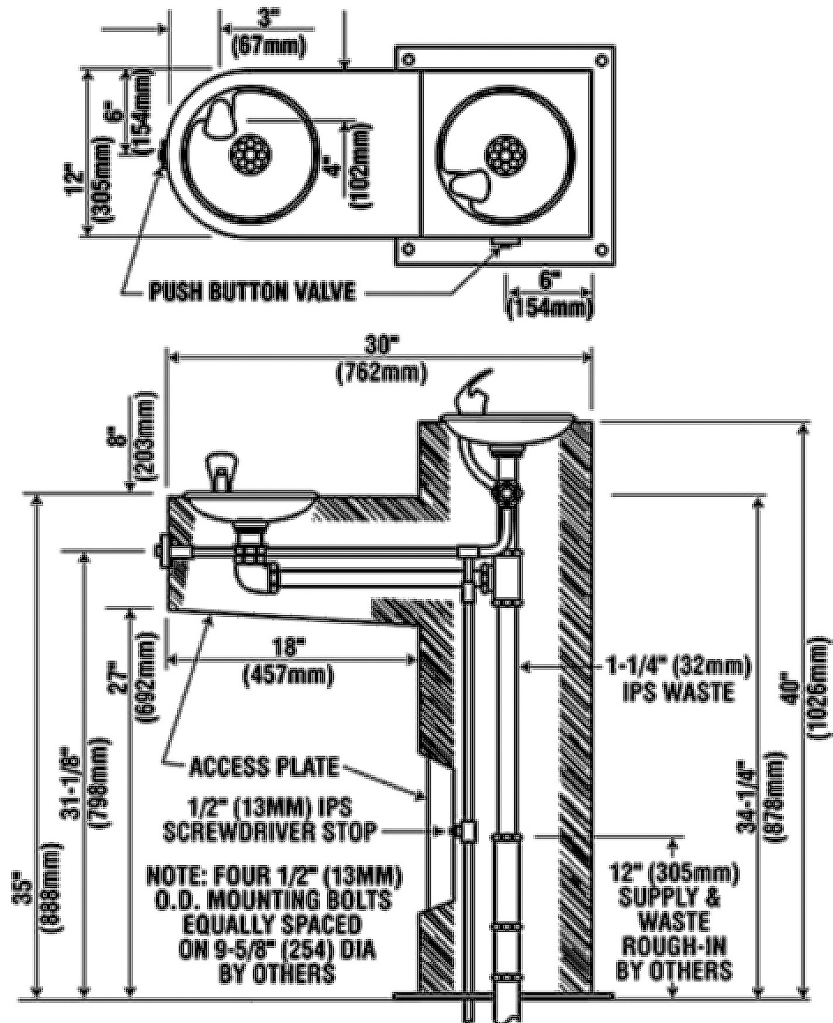
All dimensions subject to manufacturing variance of plus or minus 1/4" (6 mm)

ADF-3700-C 40"H x 12"W x 30"L with 15" / square base, Colorama, light etched

ADF-3701-C 40"H x 12"W x 30"L with 15" / square base, Colorama, medium etched

ADF-3700-Q 40"H x 12"W x 30"L with 15" / square base, Quiet Creek, light etched

ADF-3701-Q 40"H x 12"W x 30"L with 15" / square base, Quiet Creek, medium etched

ADF-3700


ADF-3700-94
