

LMS VT6800 INKJET



Powerful, intuitive inkjet software from NORWIX/Ink.Jet.
Can be used for Read-Print
The LMS package also includes secure TeamViewer remote support and training



▶ QUICK SETUP


▶ FAST RETURN ON INVESTMENT

▶ AUTOMATIC SORTING


▶ EASY TO INTEGRATE WITH OTHER EQUIPMENT

▶ FLEXIBLE INK SELECTION

▶ 4 INCHES OF PRINT



Split Head imagers with total: 4 Inches of print
2 inch on head 1
1+1 inch on head 2
for maximum flexibility



Pivoting imager heads for easy clean



MADE
★ IN THE ★
USA



DETAILS

HARDWARE

Inkjet size: 34"L x 25"W x 31"H
Power: 110 VAC, 15A
Weight: 575 lbs
Height adjustable: 31 to 35 inch (floor to deck)
Custom height options are available.


SOFTWARE

Windows 10/11 OS
Norwix jetengine software features:
Can print LOGOs and bmp pictures
Prints all true type fonts
Available print resolutions: 150, 200, 300, 600 dpi
Can be used in Read-Print matching systems
Supports all types of barcodes (IMB, 2D, 3of9, etc.)

Teamviewer Quicksupport is included. Allows our technicians to remote login on your printer desktop and walk you through any issue or print setup.

EXTRA FEATURES

X-Pandable: allows users to add print capacity.
Can print up to 25 000 pieces per hour (will depend on resolution and size of the mailpiece)
High traction perforated 2" center vacuum belt.



V1400 14" FRICTION FEEDER

Integrated to inkjet Stop/Start circuit.
Repositionable belts.
Patented side guide hopper adjust.
Extended guides for product squaring.
Long lasting natural gum rubber feed belts.



LMS 10 FOOT CONVEYOR

Seamless 12" wide product belt.
Heavy duty construction.
Custom low friction/easy to adjust product knock downs.
Durable powdercoat finish.



INTEGRATED DRYER

Powerful 4000 watt infrared dryer.
Automated ON/OFF cycle
(dryer only runs when it detects incoming material), includes safety lift switch.

WWW.LAMENTOMAILINGSYSTEMS.COM
EMAIL: NICK@LMS-ONLINE.COM
(734) 323 5514