

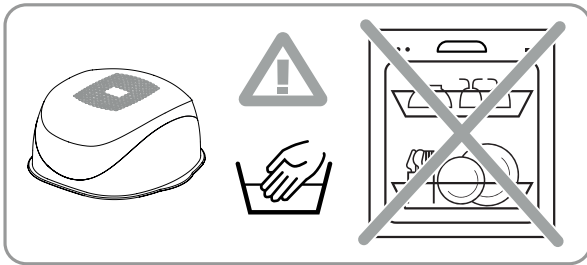
CheeSmart

Instructions for CheeSmart

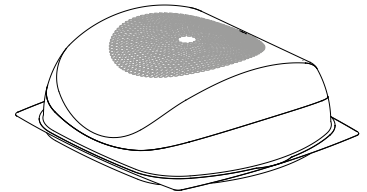

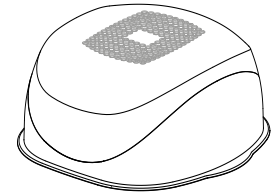
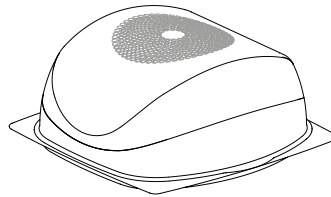
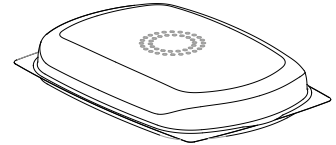
Remove all original packaging from cheese and cold meats and place in the CheeSmart container, then simply place the lid on to the base and store in the fridge. The CondensControl™ technology will then get to work, controlling the environment and creating the perfect environment for your cheese & cold meats.

- Hand wash before first use.
- Parts included: Base & lid.
- CheeSmart should be washed by hand using a soft cloth. Do not use abrasive cleaning products or brushes.
- Avoid putting the container at the back of the fridge where the cooling element is located. This is to prevent condensation from building up in the container.

WARNING: Please do not remove, damage, or perforate the gel membrane on the lid as this will affect performance.



Variations of CheeSmart



CheeSmart

