



# assembly line



## Wolo Coffee Table

The Wolo Coffee Table features the beautiful grain and luminescent sheen of Makata Wood, focusing on contrast as a guiding concept. The columnar legs feature thick legs attached with thin connective tissue for a sculptural feel. The simple geometry emphasizes the quality of the solid, sustainable Makata Wood, which features beautiful contrasting grains, color, and natural characteristics, along with a luminescent sheen that changes with the light. Available as both a rectangular and round table.

Solid Makata Wood.

The tenna oil finish is resistant to spills and stains and will sustain for years with proper maintenance. The pieces have been used in a variety of hospitality settings from hotels to retail spaces. For more information about taking care of this piece, view our Care Guide.

Handcrafted with traditional joinery.

Ships white glove delivery.

Ships to the continental US only.

email [sales@assemblyline.co](mailto:sales@assemblyline.co) for wood samples

Available Dimensions:

48"W x 28"D x 15"H


60"W x 28"D x 15"H

72"W x 34"D x 15"H


80"W x 34"D x 15"H

## Makata Finishes


Sun at Six chose to work with Makata for its incredible grain and its sustainability. Makata Wood is as hard as oak with a color and grain similar in some instances to English Walnut. Its standout characteristic is strikingly dark heartwood. The wood species also has a beautiful variety of wood grain patterns that creates a flowing variation in color tone throughout an individual plank.



Clay



Amber



Cocoa