






Create a story cube

Have fun making up your own stories with this story cube! All you need to do is print out this page and ask a grown up to help you cut along the dotted lines. Then, colour in the illustrations, fold along the lines then add some glue to the outside tabs before joining together to make your cube.

Share your creations with us!
#tenderleaf
f i p t



Here's one we made!



Top Tip!

Stick onto thin card before cutting out to make your cube last longer. You could also trace the box template then create your own images.