

Make a tiny taxi!

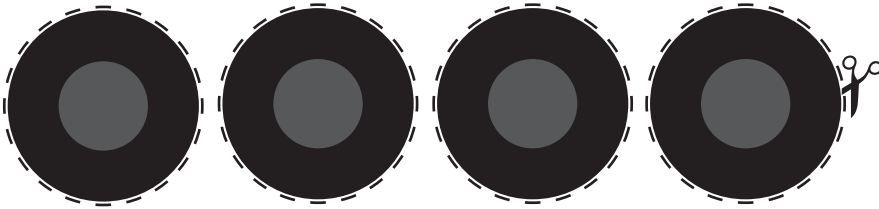
Make your own tiny taxi! All you need is a small box (we used a mini cereal packet), then either paint it or wrap it in plain paper, this doesn't have to be yellow! Next print out this page, ask a grown up to help cut out everything and follow the labels below to put it together!

Share your creations with us!
#tenderleaf
f i p t

Taxi sign - side panels




Wheels - side panels



Taxi driver - front top panel




Passenger - back top panel



Head lights - back panel



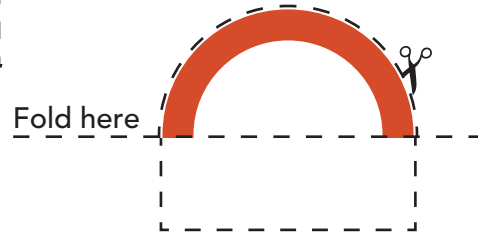
Taxi pattern - side panels



Brake lights - back panel



Steering wheel - front panel



Here's one we made!



Fold here

Fold here

Glue the Taxi driver, passenger, wheels and steering wheel onto card first! Then glue or tack them into place as shown in our finished photo above!