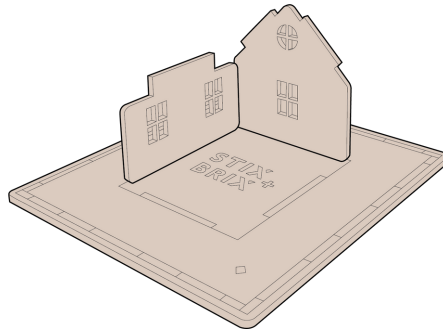
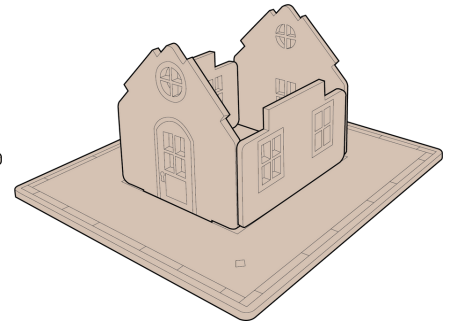


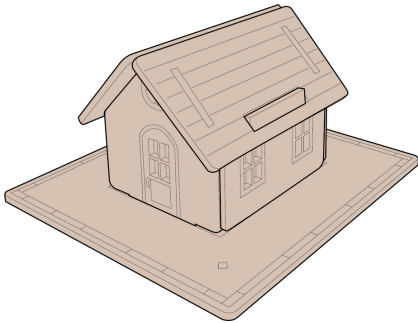
- 1 PAINT YOUR HOUSE AND LET IT DRY.



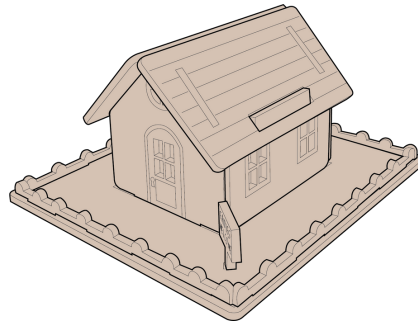
- 2 INSERT WALLS INTO BASE.



- 3 INSERT WALLS INTO BASE.



- 4 PLACE ROOF ON TOP OF WALLS.



- 5 INSERT FENCE AND SIGN INTO BASE.



- 6 CREATE YOUR GARDEN.

+ TIP: USE THE GLUE DOTS

STIX
BRIX⁺



FAIRY COTTAGE