

PEAK

# FORGE

## 3.5MM BATTERY PACK MANUAL



## THE EVOLUTION HAS BEGUN

Peak's first-ever battery packs deliver consistent wireless power to your favorite tattoo machines.




2 PEAK FORGE DIAGRAM

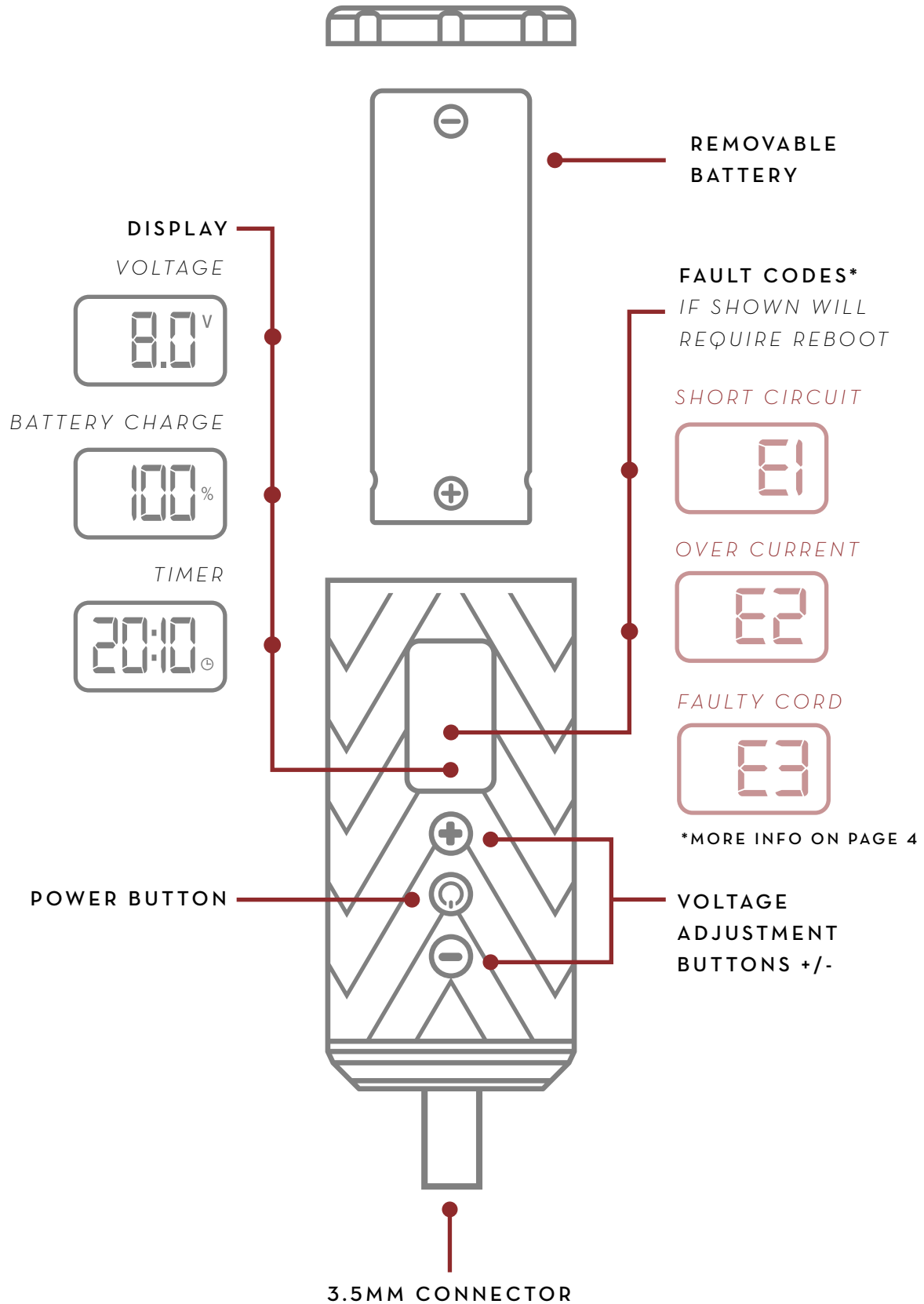
3 TECHNICAL SPECIFICATIONS

3 KEY FEATURES

4 HOW TO USE YOUR PEAK FORGE

5 PEAK WARRANTY INFORMATION





## TECHNICAL SPECIFICATIONS

**Material:** Aluminum

**Size:** 2 5/8" (~66mm) height, 1.25" (~32mm) width

**Net Weight:** 91g (with battery), 59g (without battery)

**Battery Type:** Li-polymer battery

**Battery Capacity:** 2000mAh

**Operating Voltage:** 4v-12v\*

**Increment/Decrement Voltage Interval:** 0.1v

**Battery Life:** Up to 10 hours when fully charged\*

**Charge Time:** 1.5 hours when used with 2Amp 5v adapter

**Battery Charger:** Efest Luc V8 8-port battery charger (purchased separately)

**Jumpstart Voltage:** 9v in 0.2 seconds

**Package Includes:** (1) battery pack and (1) 2000mAh removable battery

*\*Some tattoo machines require a minimum voltage to operate correctly. Check your tattoo machine manufacturer's voltage requirements before using with the Peak Forge.*

*\*Battery life varies based on (but not limited to) your motor, stroke length, voltage, needle grouping, and pigment thickness.*

## KEY FEATURES

**Durable aluminum housing with removable, rechargeable battery**

**Lightweight and compact**

**Automatic jumpstart feature**






**Automatic shut-off if no activity is recorded for 5 minutes**

**Automatic dimming feature if no buttons are pressed for 10 seconds (significantly saves battery capacity)**

**Comes with your choice of RCA connector or 3.5mm connector**

**Comes in black, pink, or red**

## USING YOUR PEAK FORGE BATTERY PACK

- 1 To turn on the Forge-C without the jumpstart feature**, long-press the power button . Your machine will start with previously adjusted voltage.
- 2 To turn on the Forge-C with the jumpstart feature**, quickly double press the power button .
- 3 To start or pause your machine**, press the power button  whenever you want. When running the display will cycle through VOLTAGE, BATTERY CHARGE, and TIMER.
- 4 To adjust the voltage**, press the  button to increase or the  button to decrease.
- 5 When you're ready to recharge**, power off the Forge, unscrew the top lid, remove the 2000mAh battery, and charge it with a compatible charger.\*

NOTE: \*We highly recommend you charge your Forge using the compatible Efest Luc V8 8-port battery charger.

## FAULT CODES

### SHORT CIRCUIT



This means there is a short somewhere. Take battery off and try with another direct drive pen to see if error persists. If battery works on a new machine, that means the original machine has an issue potentially with the motor. If the battery continues to display E1, that means the battery will need to be replaced.

### OVER CURRENT



This means overcurrent protection. Please open the machine and check to see if the motor is stuck or the drive bar or motor is broken. If all appears to be working, please try a softer membrane needle. An E2 error means there is an issue somewhere outside the battery, and the battery is protecting itself by displaying the E2 error.

### FAULTY CORD



This means that the charging cord is faulty. Please change to a new cord and try again.

## WARRANTY INFORMATION

If you experience any technical issues or your Forge battery pack requires repairs, please contact our customer service team at 410-712-0145. After our customer service team provides you with a return authorization, you can download and fill out our **Peak Repair Order Form**:



Mail your completed repair order form, battery pack, and invoice as proof of purchase to 7410 Coca Cola Dr STE 108, Hanover, MD 21076. You can also direct any questions or concerns regarding issues with your Peak Forge battery pack to **info@peakneedles.com**.

If you purchased your Forge less than a year ago, we will replace it with a brand new model. If your machine is older than a year, it is unfortunately no longer protected under our one-year warranty.