






MP800 SERIES PERFORMANCE DATA

MP800SR

Radius: 1.8 to 3.5 m
Adjustable Arc & Full-Circle
● Orange and Grey: 90° to 210°
● Lime Green and Grey: 360°

MP815

Radius: 2.5 to 4.9 m
Adjustable Arc & Full-Circle
● Maroon: 90° to 210°
● Lt. Blue: 210° to 270°
● Olive: 360°

Arc	MIN RADIUS		MAX RADIUS		MIN RADIUS		MAX RADIUS		MIN RADIUS		MAX RADIUS			
	Pressure bar	Pressure kPa	Radius m	Flow l/min	Radius m	Flow m ² /hr	Flow l/min	Precip mm/hr	Radius m	Flow m ² /hr	Flow l/min	Precip mm/hr		
90° 	2.1	210	1.8	0.49	2.6	0.04	0.61	22	25	4.3	0.10	1.59	21	24
	2.8	280	2.4	0.61	3.1	0.05	0.87	21	24	4.6	0.11	1.85	21	24
	3.5	350	2.7	0.72	3.5	0.06	1.02	20	23	4.9	0.12	2.08	21	24
180° 	2.1	210	1.8	0.98	2.6	0.07	1.21	22	25	4.0	0.17	2.84	21	25
	2.8	280	2.4	1.21	3.0	0.10	1.59	21	24	4.5	0.21	3.52	21	24
	3.5	350	2.7	1.44	3.4	0.11	1.82	19	22	4.8	0.24	4.01	21	24
210° 	2.1	210	1.8	1.15	2.6	0.08	1.40	22	25	4.0	0.20	3.33	21	25
	2.8	280	2.4	1.41	3.0	0.11	1.85	21	24	4.5	0.25	4.16	21	24
	3.5	350	2.7	1.68	3.4	0.13	2.12	19	22	4.8	0.28	4.69	21	24
270° 	2.1	210	--	--	--	--	--	--	--	4.0	0.26	4.31	22	25
	2.8	280	--	--	--	--	--	--	--	4.5	0.32	5.30	21	24
	3.5	350	--	--	--	--	--	--	--	4.8	0.35	5.83	20	23
360° 	2.1	210	1.8	1.78	2.6	0.14	2.38	22	25	4.0	0.35	5.75	22	25
	2.8	280	2.4	2.12	3.0	0.18	2.95	20	23	4.5	0.42	7.08	21	24
	3.5	350	2.7	2.38	3.3	0.20	3.33	19	21	4.8	0.48	8.06	21	24

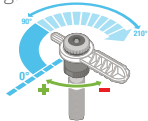
To achieve the lowest radius setting of 1.8 m, regulate the inlet pressure to 2.1 bar (210 kPa). Pair with Pro-Spray PRS30.

Double-Pop

The MP Rotator opens after the riser pops up and closes before the riser retracts, keeping the nozzle free of external debris.

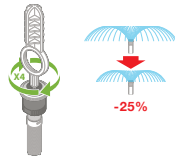
Arc Adjustment Ring

Install the MP Rotator with the Left Edge Indicator aligned with the left edge of the landscape. Adjust the arc ring for the desired opening.



Radius Adjustment Screw

The MP Rotator is factory preset at the full radius setting. The radius can be reduced by approximately 25%.



Inlet Screen

The removable screen keeps the sprinkler free of internal debris.

Hunter®

REFERENCE CARD

MP Rotator®

Multiple rotating streams for areas from 1.5 to 10.7 m



RESIDENTIAL & COMMERCIAL IRRIGATION | Built on Innovation®
Learn more. Visit hunterindustries.com






MP ROTATOR PERFORMANCE DATA

MP1000

Radius: 2.5 to 4.5 m
Adjustable Arc and Full-Circle
● Maroon: 90° to 210°
● Lt. Blue: 210° to 270°
● Olive: 360°

MP2000




Radius: 4.0 to 6.4 m
Adjustable Arc & Full-Circle
● Black: 90° to 210°
● Green: 210° to 270°
● Red: 360°

Arc	Pressure		Radius m	Flow m³/hr	Flow l/min	Precip mm/hr		Radius m	Flow m³/hr	Flow l/min	Precip mm/hr	
	bar	kPa				■	▲				■	▲
90° 	2.0	200	3.7	0.04	0.64	11	13	5.5	0.09	1.44	12	13
	2.8	280	4.1	0.05	0.80	11	13	6.1	0.10	1.63	11	12
	3.5	350	4.5	0.06	0.95	11	13	6.4	0.11	1.78	11	12
180° 	2.0	200	3.7	0.08	1.29	11	13	5.2	0.15	2.43	11	13
	2.8	280	4.1	0.10	1.59	11	13	5.8	0.18	2.92	11	12
	3.5	350	4.5	0.12	1.90	11	13	6.4	0.21	3.45	10	12
210° 	2.0	200	3.7	0.09	1.52	12	13	5.2	0.17	2.84	11	13
	2.8	280	4.1	0.11	1.86	11	13	5.8	0.20	3.26	10	12
	3.5	350	4.5	0.13	2.16	11	13	6.4	0.23	3.71	9	11
270° 	2.0	200	3.7	0.11	1.82	11	12	5.2	0.22	3.60	11	12
	2.8	280	4.1	0.14	2.39	11	13	5.8	0.25	4.17	10	12
	3.5	350	4.5	0.17	2.73	11	13	6.4	0.28	4.66	9	11
360° 	2.0	200	3.7	0.16	2.62	12	13	5.2	0.29	4.85	11	13
	2.8	280	4.1	0.19	3.18	11	13	5.8	0.34	5.61	10	12
	3.5	350	4.5	0.23	3.71	11	13	6.4	0.39	6.37	9	11

MP ROTATOR PERFORMANCE DATA

MP Corner

Radius: 2.5 to 4.5 m
Adjustable Arc
● Turquoise: 45° to 105°

Arc	Pressure		Radius m	Flow m³/hr	Flow l/min
	bar	kPa			
45° 	2.0	200	3.5	0.04	0.61
	2.8	280	4.1	0.04	0.70
	3.5	350	4.4	0.05	0.78
90° 	2.0	200	3.5	0.08	1.27
	2.8	280	4.1	0.09	1.44
	3.5	350	4.4	0.10	1.67
105° 	2.0	200	3.5	0.09	1.48
	2.8	280	4.1	0.10	1.70
	3.5	350	4.4	0.12	1.94



Works best with the pressure-regulated Pro-Spray® PRS40

Bold = Recommended Pressure






MP ROTATOR PERFORMANCE DATA

MP3000

Radius: 6.7 to 9.1 m
Adjustable Arc & Full-Circle
● Blue: 90° to 210°
● Yellow: 210° to 270°
● Grey: 360°




MP3500


Radius: 9.4 to 10.7 m
Adjustable Arc
● Light Brown: 90° to 210°

Arc	Pressure		Radius m	Flow m³/hr	Flow l/min	Precip mm/hr		Radius m	Flow m³/hr	Flow l/min	Precip mm/hr	
	bar	kPa				■	▲				■	▲
90° 	2.0	200	8.2	0.17	2.88	10	12	10.4	0.26	4.28	10	11
	2.8	280	9.1	0.20	3.26	10	11	10.7	0.29	4.84	10	12
	3.5	350	9.1	0.22	3.60	11	12	10.7	0.33	5.41	11	13
180° 	2.0	200	8.2	0.36	5.99	11	12	10.4	0.51	8.48	9	11
	2.8	280	9.1	0.42	6.90	10	12	10.7	0.65	10.83	11	13
	3.5	350	9.1	0.47	7.73	11	13	10.7	0.73	12.15	13	15
210° 	2.0	200	8.2	0.42	6.97	11	12	10.4	0.65	10.75	10	12
	2.8	280	9.1	0.49	8.03	10	12	10.7	0.75	12.45	11	13
	3.5	350	9.1	0.55	8.98	11	13	10.7	0.85	14.23	13	15
270° 	2.0	200	8.2	0.55	8.98	11	12	10.4	0.65	10.75	10	12
	2.8	280	9.1	0.63	10.35	10	12	10.7	0.75	12.45	11	13
	3.5	350	9.1	0.70	11.60	11	13	10.7	0.85	14.23	13	15
360° 	2.0	200	8.2	0.72	11.94	11	12	10.4	0.65	10.75	10	12
	2.8	280	9.1	0.84	13.80	10	12	10.7	0.85	14.23	13	15
	3.5	350	9.1	0.94	15.43	11	13	10.7	0.85	14.23	13	15

MP ROTATOR PERFORMANCE DATA

- MPLCS515: Ivory, MP Left Corner Strip
- MPRCS515: Copper, MP Right Corner Strip
- MPSS530: Brown, MP Side Strip

	Pressure		Radius m	Flow m³/hr	Flow l/min
	bar	kPa			
MP Left Corner Strip 	2.0	200	1.2 x 4.3	0.04	0.72
	2.8	280	1.5 x 4.6	0.05	0.84
	3.5	350	1.7 x 4.8	0.06	0.94
MP Right Corner Strip 	2.0	200	1.2 x 4.3	0.04	0.72
	2.8	280	1.5 x 4.6	0.05	0.84
	3.5	350	1.7 x 4.8	0.06	0.94
MP Side Strip 	2.0	200	1.2 x 8.6	0.09	1.43
	2.8	280	1.5 x 9.1	0.10	1.66
	3.5	350	1.7 x 9.6	0.11	1.87



Discover your potential savings with our Water Savings Calculator at hunterindustries.com

Bold = Recommended Pressure

Notes: Standard MP Rotators have a slow precipitation rate of 10 mm/hr to eliminate runoff in most soil types. Use the 20 mm/hr rate of the MP800 Series for medium-grade soils and gentle slopes. MP Strips can be used with both the Standard MP Rotator Series and the MP800 Series depending on the layout. Be sure to factor precipitation rates into your run times.