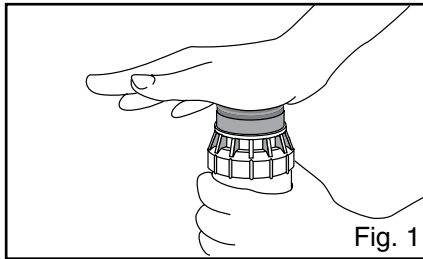


ARC ADJUSTMENTS (NON-OPPOSING NOZZLE MODEL)

All I-25 group adjustable heads are preset to approximately 180°. Sprinklers may be adjusted with water on or off. It is recommended that initial adjustment be made before installation.

- Using the palm of your hand, rotate the nozzle turret counterclockwise to left stop to complete any interrupted rotation cycle (Fig. 1).



- Rotate the nozzle turret clockwise to right stop. This is the fixed side of the arc. The nozzle turret must be held in this position for all arc adjustments.

To Increase Arc

- Insert the key end of the Hunter wrench into the adjustment socket (Figs. 2 & 3).
- While holding the nozzle turret at the right stop, turn the wrench clockwise. Each 360° turn of the wrench increases the arc 45°.



- Adjust to any arc between 50° and 360°.
- Wrench will stop turning, or there will be a ratcheting noise, when the maximum arc (360°) is reached.
- When set to 360°, the sprinkler will rotate continually counterclockwise.**

To Decrease Arc

- Insert the key end of the Hunter wrench into the adjustment socket (Figs. 2 & 3).
- While holding the nozzle turret at the right stop, turn the wrench counterclockwise. Each 360° turn of the wrench decreases the arc 45°.
- Adjust to any arc between 50° and 360°.
- Wrench will stop turning, or there will be a ratcheting noise, when the minimum arc (50°) is reached.

Radius Adjustment

Insert the hex end of the Hunter wrench into the nozzle-retainer/range-adjustment screw (Figs. 2 & 3). Turn the screw clockwise

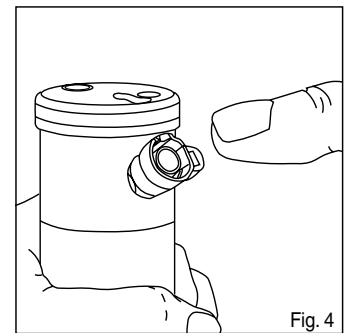
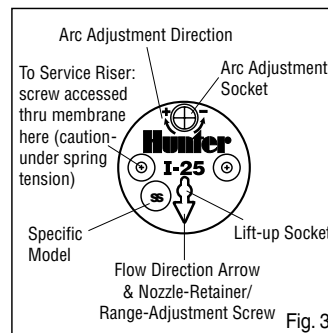
into the stream of water to decrease the radius, or counterclockwise to increase the radius.

Precipitation Rate Adjustment

Where excessively wet or dry areas are a problem, the precipitation rate may be adjusted. Simply replace the existing nozzle with a larger one to increase or a smaller one to decrease the rate of precipitation.

Nozzle Installation

- Insert the key end of the Hunter wrench into the lifting socket of a pop-up sprinkler. Pull the riser up to gain access to the nozzle socket.
- Using the Hunter wrench, loosen the nozzle-retainer/range-adjustment screw. If a nozzle is already installed in the sprinkler, it may now be removed by briefly turning on the water.
- Discard nozzle if removed with pliers. Slip the desired nozzle into the nozzle socket. Note that the socket is angled up 25° (see Fig. 4). Tighten the nozzle-retainer/range-adjustment screw.

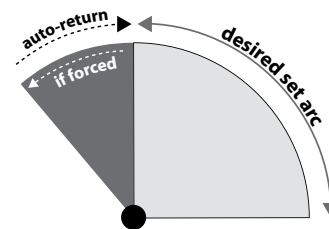


NON-STRIPPABLE BACKDRIVE

This sprinkler is designed with an internal device that prevents damage to the internal gear drive if it should be turned by vandals. This important feature works when the nozzle turret is turning in either direction. This makes the sprinkler very durable in all applications.

AUTO ARC RETURN

This sprinkler is designed with an internal device that re-aligns the arc if it is turned by vandals. This important feature works when the nozzle turret is turning in either direction. When forced outside of the originally set arc, the sprinkler takes the shortest path back to the pattern without going completely around. This saves the non-irrigated areas from getting wet! Always a good thing!



**I-25
Nozzle Performance Data**

Nozzle	Pressure PSI	Radius ft.	Flow GPM	Precip in/hr
4	40	40'	3.8	0.53
	50	41'	4.3	0.49
	60	42'	4.7	0.51
Yellow	43	43'	5.1	0.61
5	40	43'	4.4	0.46
	50	44'	4.8	0.53
	60	45'	5.3	0.50
White	46'	5.6	0.51	0.59
7	40	45'	6.6	0.63
	47'	7.0	0.63	0.72
	48'	7.5	0.63	0.72
Orange*	49'	7.9	0.63	0.73
8	40	47'	7.7	0.67
	49'	8.3	0.67	0.77
	50'	9.2	0.71	0.82
Brown	70	51'	9.9	0.73
10	50	51'	10.1	0.75
	52'	11.1	0.79	0.91
Lt.	70	53'	12.1	0.83
Green*	80	54'	12.9	0.85
13	50	53'	11.2	0.77
	54'	12.3	0.81	0.94
Lt.	70	55'	13.3	0.85
Blue	80	55'	14.3	0.91
15	50	56'	13.4	0.82
	60	57'	14.3	0.85
	70	57'	15.2	0.90
Gray*	80	58'	16.4	0.94
18	50	58'	14.5	0.83
	60	59'	15.7	0.87
	70	62'	16.9	0.85
Red	80	63'	18.2	0.88
20	60	62'	17.8	1.08
	70	62'	19.2	0.93
Dk.	80	64'	20.5	0.96
Brown*	90	65'	21.8	0.99
23	60	64'	21.9	1.19
	70	65'	23.6	1.03
Dk.	80	66'	25.6	1.13
Green	90	67'	27.0	1.16
25	60	66'	23.5	1.04
	70	68'	25.0	1.06
Dk.	80	69'	28.5	1.13
Blue*	90	70'	29.5	1.16
28	70	68'	26.9	1.12
	80	70'	28.7	1.13
	90	71'	30.6	1.30
Black	100	71'	31.5	1.35

**I-25 High-Speed
Nozzle Performance Data**

Nozzle	Pressure PSI	Radius ft.	Flow GPM	Precip in/hr
4	40	37'	3.8	0.53
	50	38'	4.3	0.57
	60	38'	4.7	0.63
Yellow	70	39'	5.2	0.72
5	40	38'	4.4	0.59
	50	39'	4.8	0.68
	60	40'	5.5	0.61
White	41'	6.0	0.66	0.79
7	40	40'	6.1	0.73
	41'	6.9	0.79	0.91
	42'	7.5	0.82	0.95
Orange*	44'	8.1	0.81	0.93
8	40	42'	7.2	0.79
	43'	8.1	0.84	0.97
	44'	8.9	0.88	1.02
Lt.	70	45'	9.8	0.93
Brown	80	46'	10.1	0.92
10	50	46'	11.1	0.93
	48'	12.1	0.97	1.12
Lt.	70	49'	12.9	0.99
Green*	80	50'	14.5	1.12
13	60	48'	11.2	0.94
	49'	12.3	0.99	1.14
Lt.	70	51'	13.3	0.98
Blue	80	51'	14.3	1.06
15	50	49'	13.4	1.07
	60	51'	14.3	1.04
	70	53'	15.2	1.20
Gray*	80	54'	16.4	1.25
18	50	50'	14.5	1.12
	60	53'	15.7	1.08
	70	55'	16.9	1.18
Red	80	57'	18.2	1.08
20	60	53'	17.8	1.22
	70	56'	19.2	1.18
Dk.	80	58'	20.5	1.17
Brown*	90	59'	21.8	1.39
23	60	56'	21.9	1.34
	70	58'	23.6	1.35
Dk.	80	61'	25.6	1.37
Green	90	61'	27.0	1.40
25	60	58'	23.5	1.34
	70	62'	25.0	1.28
Dk.	80	64'	28.5	1.32
Blue*	90	66'	29.5	1.51
28	70	60'	26.9	1.44
	80	62'	28.7	1.44
	90	65'	30.6	1.61
Black	100	67'	31.5	1.56

**I-25
Nozzle Performance Data - Metric**

Nozzle	Pressure Bars	Radius m	Flow m ³ /hr	Precip mm/hr
4	2.5	248	11.9	0.82
	3.0	303	12.2	0.91
	3.5	352	12.5	0.98
Yellow	4.0	400	12.5	1.05
	4.5	448	12.8	1.11
	5.0	496	13.1	1.18
5	2.5	248	12.8	0.95
	3.0	303	13.1	1.04
	3.5	352	13.4	1.11
White	4.0	400	13.7	1.24
	4.5	448	14.6	1.29
7	2.5	248	14.9	1.81
	3.0	303	14.3	1.61
	3.5	352	14.3	1.68
Orange*	4.0	400	14.3	1.68
	4.5	448	14.6	1.75
	5.0	496	14.9	1.81
8	2.5	248	14.3	1.61
	3.0	303	14.3	1.81
	3.5	352	14.3	1.81
Lt.	4.0	400	14.3	1.81
Brown	4.5	448	15.5	2.27
10	3.0	303	15.2	2.15
	3.5	352	15.5	2.32
Lt.	4.0	400	15.5	2.48
Green*	4.5	448	16.2	2.63
	5.0	496	16.2	2.78
13	3.0	303	15.8	2.38
	3.5	352	16.2	2.57
	4.0	400	16.5	2.75
Lt.	4.5	448	16.5	2.91
Blue	5.0	496	16.8	3.07
15	3.0	303	16.8	3.24
	3.5	352	17.1	3.32
	4.0	400	17.4	3.38
Gray*	4.5	448	17.4	3.53
	5.0	496	17.4	3.53
18	3.0	303	17.4	3.69
	3.5	352	17.7	3.72
	4.0	400	18.0	3.72
Red	4.5	448	18.3	3.91
	5.0	496	18.9	3.91
20	4.0	400	18.6	3.97
	4.5	448	18.9	4.20
	5.0	496	19.2	4.42
Dk.	5.5	552	19.5	4.66
Brown*	6.0	600	19.8	4.88
	6.5	648	20.1	5.05
23	4.0	400	19.2	4.88
	4.5	448	19.5	5.18
	5.0	496	19.8	5.47
Dk.	5.5	552	20.1	5.78
Green	6.0	600	20.1	6.04
	6.5	648	20.4	6.29
25	4.0	400	19.8	5.23
	4.5	448	20.1	5.58
	5.0	496	20.4	5.92
Dk.	5.5	552	21.0	6.29
Blue*	6.0	600	21.0	6.60
	6.5	648	21.3	6.90
28	4.5	448	20.1	5.93
	5.0	496	20.7	6.21
	5.5	552	21.3	6.52
	6.0	600	21.3	6.77
Black	6.5	648	21.6	7.01

**I-25 High-Speed
Nozzle Performance Data - Metric**

Nozzle	Pressure kPa	Radius m	Flow m ³ /hr	Precip mm/hr
4	2.5	248	11.9	0.81
	3.0	303	12.2	0.91
	3.5	352	12.5	0.99
Yellow	4.0	400	12.5	1.06
	4.5	448	12.8	1.13
	5.0	496	13.1	1.19
5	2.5	248	12.8	0.93
	3.0	303	13.1	1.04
	3.5	352	13.4	1.13
White	4.0	400	13.7	1.22
	4.5	448	14.6	1.26
	5.0	496	14.9	1.38
7	2.5	248	14.9	1.32
	3.0	303	14.3	1.46
	3.5	352	14.3	1.57
Orange*	4.0	400	14.3	1.57
	4.5	448	14.6	1.68
	5.0	496	14.9	1.78
8	2.5	248	14.3	1.54
	3.0	303	14.3	1.72
	3.5	352	14.3	1.86
Lt.	4.0	400	14.3	2.00
Brown	4.5	448	15.5	2.13
10	3.0	303	15.2	2.25
	3.5	352	15.5	2.42
Lt.	4.0	400	15.5	2.58
Green*	4.5	448	16.2	2.78
	5.0	496	16.2	2.94
13	3.0	303	15.8	2.38
	3.5	352	16.2	2.57
	4.0	400	16.5	2.75
Lt.	4.5	448	16.5	2.91
Blue	5.0	496	16.8	3.07
15	3.0	303	16.8	3.24
	3.5	352	17.1	3.32
	4.0	400	17.4	3.38
Gray*	4.5	448	17.4	3.53
	5.0	496	17.4	3.53
18	3.0	303	17.4	3.69
	3.5	352	17.7	3.72
	4.0	400	18.0	3.72
Red	4.5	448	18.3	3.91
	5.0	496	18.9	3.91
20	4.0	400	18.6	3.97
	4.5	448	18.9	4.20
	5.0	496	19.2	4.42
Dk.	5.5	552	19.5	4.66
Brown*	6.0	600	19.8	4.88
	6.5	648	20.1	5.05
23	4.0	400	19.2	4.88
	4.5	448	19.5	5.18
	5.0	496	19.8	5.47
Dk.	5.5	552	20.1	5.78
Green	6.0	600	20.1	6.04
	6.5	648	20.4	6.29
25	4.0	400	19.8	5.23
	4.5	448	20.1	5.58
	5.0	496	20.4	5.92
Dk.	5.5	552	21.0	6.29