

WARNING

mini Castles

what's inside:

- 1 mini
- 1 white storage bag
- 6 grey stakes
- 1 grey blower
- 3 blower stakes
- 4 PVC sandbags (unfilled)
- 1 repair kit
- 1 brochure (that's me!)

what you'll need

- bungee cord (to secure rolled up bounce house)
- heavy duty carabiners (for sandbags)
- tarp or nonslip mat (highly recommended)
- cleaners (contact for recommendations)



Do not place product near potential fire hazard or near heating surfaces.



Keep blower away from a water source and in a dry location while in use.



Do not use product in rain, wind, or extreme weather. Store in cool dry place away from direct sunlight.



Improper use of inflatable can result in serious injury or death. Please follow all instructions.*



Conduct periodic inspection of product for any damage or potential hazards.



Place product on dry, level ground free from any rough surfaces. Ensure castle is properly fastened before use.

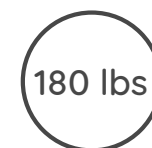
operational rules



Min height 3 FT
Max height 6 FT



Maximum occupancy
3 children at one time.
Suitable for children ages
3-8 years old.



Max user weight 60 lbs
Max overall weight 180 lbs



Adult supervision is required AT ALL TIMES of use, including during set up and take down.



Keep children away from the blower while it is operating.



No rough play, wrestling, tumbling, or flipping. Keep hands away from net.



8 x 8 Mini Ava - Mini Alex

User Manual


Setting Up, Securing, and Deflating



Inflatable Maintenance

Wipe down with a mild soap and water mixture and sanitize after every use! You will need tougher cleaners for tougher stains! Send us an email to hello@minicastles.co for cleaning tips and recommended products.

Be sure to keep up with regular maintenance so that your bounce house stays clean and shiny and follow all recommendations to prevent stains and/or damage!




No face paint, ink, glitter, glue, silly string, or confetti



Water play not recommended



No food or drinks



No sharp or heavy objects



No shoes. Non-slip socks recommended.

ALL SALES ARE FINAL.

Be aware that because Minis are handmade, they may come with slight imperfections. These may include uncut stitch ends which are a part of the production process and do not pose an issue to regular use of the bounce house.

As product is going through an extensive shipping process, it may come with minor scuffs and/or yellow patch stains; these can be removed using recommended products after the bounce house has been left in direct sunlight (stain exposed) for a few hours.

This product requires a blower to be on at all times during use. Air leakage is normal and may be audible - sometimes in one area more than another.

If you have any questions, don't hesitate to reach out to us at hello@minicastles.co

Blower Maintenance

Blower maintenance: Check blower periodically for any damage or potential hazards. Make sure product is unplugged when cleaning. Wipe with a damp cloth - NEVER immerse in water. Do not operate blower with a damaged cord or plug. Be aware of tripping hazard.

When not in use, make sure blower is unplugged and store inside on a flat surface. Do not attempt to service the blower. Use only GFCI protected receptacles. Use standard grounding standards to prevent electric shock. Keep away from water, traffic, fire hazards, and debris.

Adult operation only.

Keep children away from blower at all times!

International Blower Use : Mini Castles blowers are made for 110 V outlets. If using outside of the USA, please use a voltage converter. Mini Castles Co is not responsible for blower misuse.

WARNING: Keep all electrical lines, radios, speakers, and other electrical devices away from the inflatable and blower. Do not place inflatable near or under overhead electrical lines.