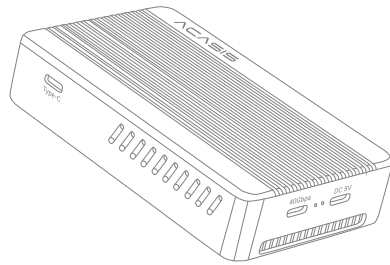


正面

ACASIS

Thunderbolt SSD Enclosure Docking Station



User Manual

TBU405Plus

Product Overview

Dear customers, thank you for purchasing our product. In order for you to further understand the product, please read this manual carefully before use.

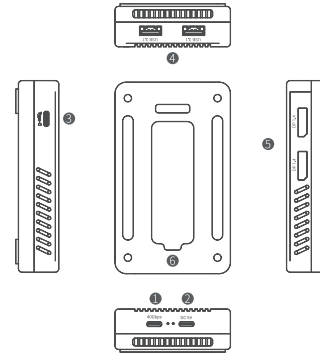
Package Contents

- Thunderbolt SSD Enclosure Docking Station
- Thunderbolt Cable
- Thermal Pad
- Rubber stopper
- User Manual

Product Introduction

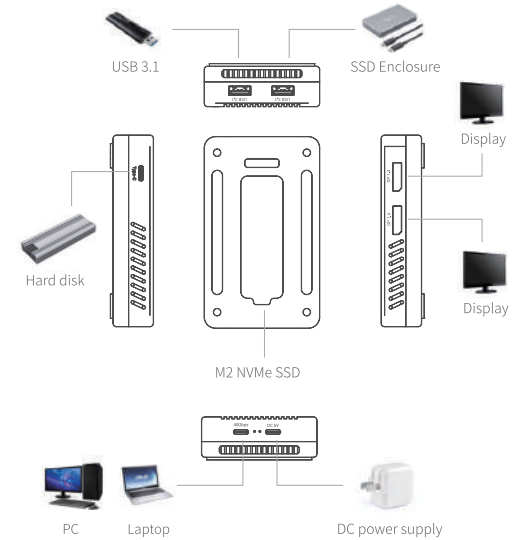
- Uplink interface 40Gbps, fully compatible with Thunderbolt 3/4/USB4.0, downward compatible with USB3.1/3.0/2.0, multifunctional interface extension: 3 * USB3.1+2 * DP1.4+1 * M.2 NVMe+1DC 5V charging interface.
- 1 * M.2 Thunderbolt hard disk interface, theoretical speed 40Gbps (measured speed around 2700MB/S), single NVMe protocol, support for M KEY&B+M interface SSD, support for hard disk specification 2280, and support up to 8TB of large capacity.
- 2 * DP1.4 supports up to single screen 8K/60HZ, dual screen 4K/60HZ, and supports different screens and dual displays (excluding M1/M2).
- Built-in fan with multiple heat dissipation.
- Plug and play, tool free installation, convenient and fast.

Interface Introduction



- 1 USB-C (Support Thunderbolt 3/4/USB4.0 data transmission, and backward compatible with USB3.2/3.1/3.0/2.0)
- 2 DC (5V/3A)
- 3 USB-C (Support USB3.1, 10Gbps transmission speed, downward compatibility USB3.0/2.0)
- 4 USB-A*2 (Support USB3.1, 10 Gbps transmission rate, downward compatible USB3.0/2.0)
- 5 DP*2 (Support DP1.4, 7680*4320/60Hz (Single-insert at 8K/60Hz, Double insert 4K/60Hz, Dual display on different screens)
- 6 M.2 (Supports the M.2 NVMe protocol: M Key B&M Key, supports 22 x 80 hard disks, and supports 8TB large-capacity hard disks)

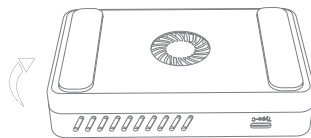
Product connection



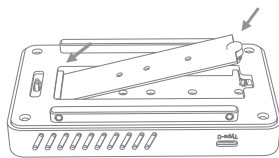
反面

Installation Instructions

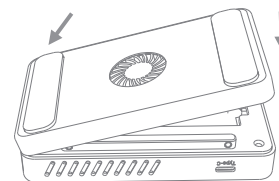
Step1: Open bottom cover



Step2: Insert hard disk



Step3: Close the lower cover and connect the computer to use it.



Specifications

Product	Thunderbolt SSD Enclosure Docking Station
Model	TBU405Plus
Transmission speed	Up to 40Gbps
Material	Aluminum
Capacity	Maximum 8TB
Adapting SSD	2280
Size	109*65*23mm
Uplink port	1*DC 5V/3A 1*40Gbps
Extension interface	1*USB-C 3.1(10Gbps) 2*USB-A 3.1(10Gbps) 2*DP1.4(Single-plug 8K/60HZ Dual-plug 4K/60HZ) 1*M.2 NVMe(M Key B&M Key)
System	Windows 7/10/11, Mac OS 10.2above, Linux

Tips

1. After disks are added to the disk box, most disks need to be repartitioned (formatted) before they can be used normally. If your hard disk has important data, you are advised to back up the data in advance to prevent data loss.
2. MAC OS and windows support different disk formats. If the hard disk needs to be used in MAC OS and windows for a long time, you are advised to back up data on the hard disk and format it in exFAT format.

3. It is normal for hard disks to heat up during high-speed read/write. When the operating temperature of the hard disk is closer to 70° C, data may be lost. Therefore, stop using the hard disk. And it is recommended not to use the product for a long time in an environment with poor heat dissipation.
4. the hard disk itself is a consumable, the use of time, environment and other uncertain factors will have a direct impact on the product, it is generally recommended to use 3-5 years to replace. If your hard disk has important data, you are advised to back up the data in advance to prevent data loss.

Cautions

- Please avoid use in high temperature, low temperature, wet, dusty and long-term exposure to sunlight.
- Do not place the product in an environment with corrosive substances, and do not use other chemical solutions to clean the product.
- Keep the product out of reach of children and do not allow children to use the product unsupervised.
- Do not disassemble or repair the products and accessories without authorization.
- Gently clean the product with a dry cloth.

Fitting requirement

- Use of unauthorized or incompatible power supplies, accessories that may cause fire, explosion or other hazards;
- Only accessories approved by the equipment manufacturer and compatible with this model can be used. If you need approved accessories, please contact customer service.

Environmental protection

- Do not dispose of the equipment and its accessories as ordinary household garbage;
- Please comply with local laws governing the disposal of this device and its accessories and support recycling.

Support

If you have any questions, please contact our customer support: support@acasis.com.

Copyright

No part of this user manual may be reproduced or transmitted for any purpose, regardless in which way or by any means, electronically or mechanically, without the explicit written approval of ACASIS.