



# '73 and Up V-8 to 5.7/6.1 Conversion

## '73 and Up A,B,C,F,M,J-body V-8 to 5.7/6.1 Conversion Kit

### • Installation Instructions •



**1. Left, Drivers Side**





**2. Right, Passenger's Side**

Thank you for your purchase! Brackets are marked with an "L" sticker for the Left or Drivers Side. Using the Metric fasteners supplied, install the left and right block portion of the bracket assembly to the block as shown. The LH side block bracket requires a button head cap screw (included) in the lower forward hole. Tighten assembly to spec - approximately 40-45 ft. lbs.

Correct alignment of the engine is best accomplished with tranny bolted to engine and resting on the transmission mount. Slowly lower the engine until you can install the two gold 1/2" x 5" bolts through the motor mount and rest onto the slots in the K-member perch brackets on the frame.

If the transmission is aligned correctly, then allow the full weight of the engine to rest on the motor mounts perches. Torque both 1/2" bolts to 75 ft. lbs.



There is a protrusion on the 5,7/6.1 Hemi block that interferes with the passenger side motor mount perch. This is a simple fix. Notch the inner portion of the perch as shown. This can be done with a cutoff wheel, die grinder or jig saw. Follow the measurements as shown in the first photo.

# **'73 and Up A,B,C,F,M,J-body V-8 to 5.7/6.1 Conversion Kit**

## **• Installation tech tips •**

- This swap requires an oil filter block off plate and remote oil filter.
- A flex plate to adapt a 727/904 automatic transmissions to the 5.7/6.1L Hemi block is available from Mopar Performance, part #P5153753.
- Stock Chrysler power steering gear cannot be used in the A-body.
- Power steering is available for A-body swaps with the use of a Borgeson steering gear. This is a much smaller gear that provides greater clearance. They can be purchased with a custom steering knuckle. Borgeson Power Steering Kits can be purchased from Bergman Auto Craft: [bergmanautocraft.com/](http://bergmanautocraft.com/)
- A-body with a Borgeson steering gear can use TTI header #TTI61WP with a .250 shim.
- A-bodies with manual steering can use TTI header #TTI61WP without a shim — this combination offers good clearance. Or, TTI header #TTI61HC/TTI57HC (Standard steering gear) with a .125 shim.
- Check with TTI for starter recommendations.
- A-body cannot use low mount or passenger car style A/C compressors.
- At this time we can only guarantee engine position. We offer no other support.
- We strive to make out kits as Bolt-On as possible, however due to circumstances and tolerances beyond our control, it may be required to modify things to make fit. This is Hot Rodding! Enjoy!

Schumacher Creative Services Inc.

41715 Elm St. Suite 301

Murrieta, Ca 92562

951.440.8340 [info@engine-swaps.com](mailto:info@engine-swaps.com)