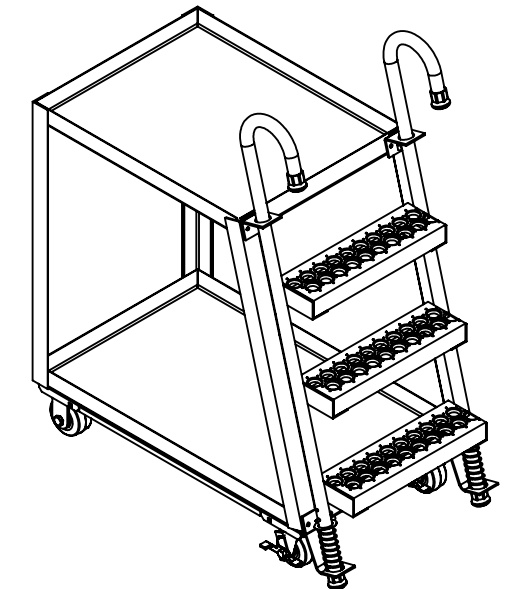
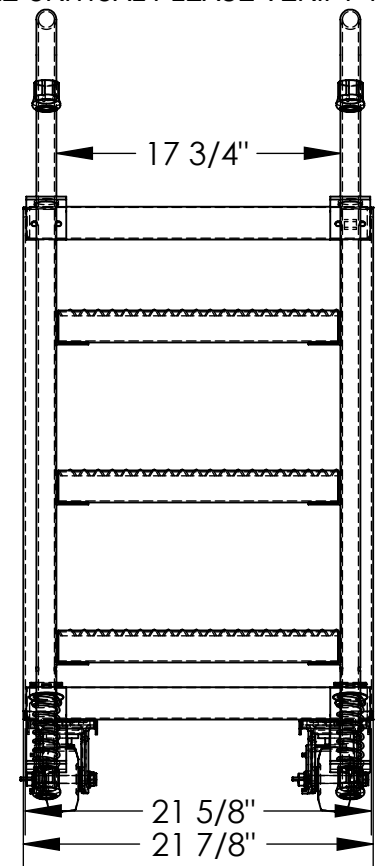
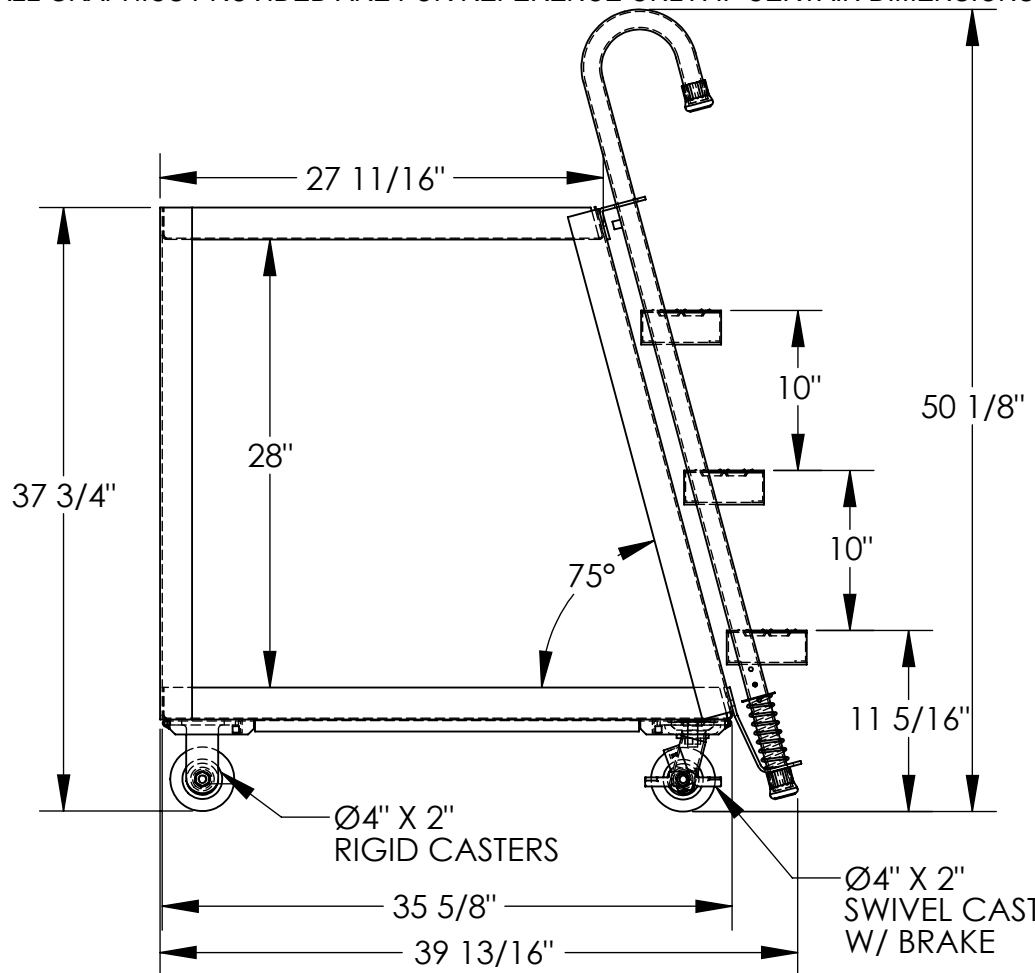


2-SHELF STOCKPICKER TRUCK - SPS2-2236

APPROX WEIGHT: 116.59 lbs.
 DOES NOT INCLUDE WEIGHT OF POWER OR PACKAGING!!!

*** ANY ADDITIONS, DELETIONS, OR OMISSIONS MUST BE CORRECTED ON THIS DRAWING AS THIS DRAWING WILL BE CONSIDERED ALL INCLUSIVE ***

ALL GRAPHICS PROVIDED ARE FOR REFERENCE ONLY. IF CERTAIN DIMENSIONS ARE CRITICAL PLEASE VERIFY THOSE DIMENSIONS WITH YOUR SALESPERSON



3D VIEW SHOWN FOR REFERENCE ONLY

DIMENSION TOLERANCE ± 1/4"

STANDARD FEATURES

- MODEL NUMBER IS SPS2-2236
- CAPACITY IS 1000 LBS. (550 LBS. PER SHELF)
- OVERALL WIDTH IS 21 7/8"
- OVERALL LENGTH IS 39 13/16"
- OVERALL HEIGHT IS 50 1/8"
- BOTTOM SHELF SIZE IS 21 5/8" X 35 5/8"
- TOP SHELF SIZE IS 21 5/8" X 27 11/16"
- TOP SHELF HEIGHT IS 37 3/4"
- SHELF CLEARANCE IS 28"
- CASTERS ARE 4" X 2" MOLD-ON-RUBBER (2) RIGID, (2) SWIVEL
- STEEL FRAME CONSTRUCTION
- TOUGH BAKED IN POWDER COATED BLUE FINISH
- LADDER CAPACITY IS 350 LBS

SPECIAL FEATURES

NONE

APPROVAL

I, THE UNDERSIGNED, AGREE THAT THE PRODUCT AS REPRESENTED SATISFIES DESIGN AND DIMENSION REQUIREMENTS. I ALSO ACKNOWLEDGE MY DUTY TO CONFIRM PRODUCT AND INSTALLATION COMPLIANCE WITH ALL APPLICABLE FEDERAL, STATE AND LOCAL REGULATIONS AND STANDARDS.

UNITS REQUIRING APPROVAL DRAWINGS OR MODIFIED ARE NON-RETURNABLE

[] As drawn [] As marked

Signed: _____ Date: _____

Printed Name: _____

LEAD TIME WILL START UPON RECEIPT OF SIGNED APPROVAL DRAWING

DISTRIBUTOR'S NAME:		P.O.#
VESTIL MANUFACTURING		X
W.O.#	DATE: 08/17/11	X
DRAWN BY: WHR	SALES: X	FILE NAME:
REFERENCE: X	SCALE: 1:12	32-007-013
QUOTED LEAD TIME: X	QUOTE # X	