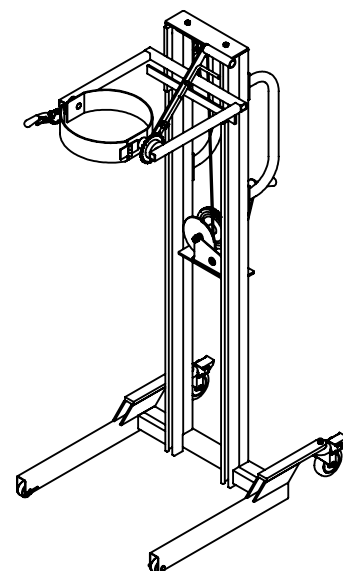
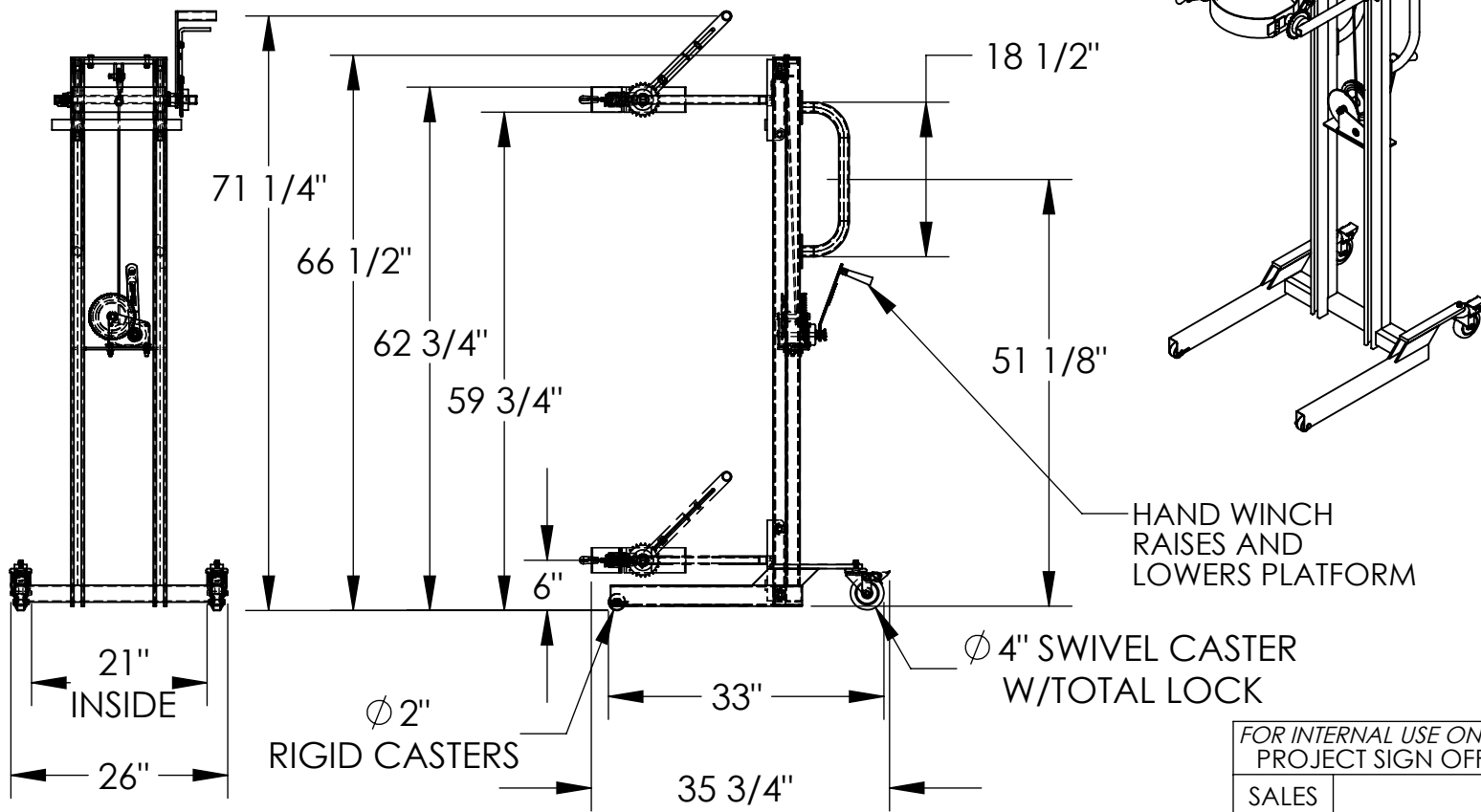
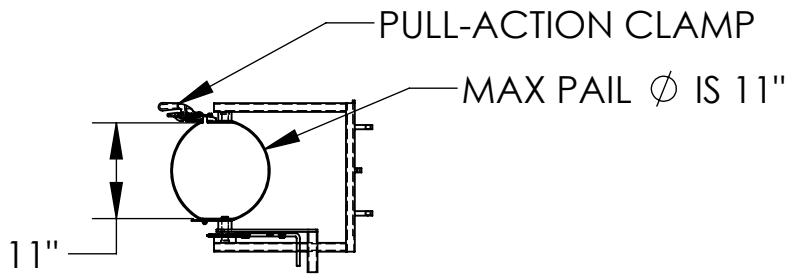


VARIABLE HEIGHT PAIL DISPENSER - LLW-PAILD-100

APPROX WEIGHT: lbs.
DOES NOT INCLUDE WEIGHT OF POWER OR PACKAGING!!!

ANY ADDITIONS, DELETIONS, OR OMISSIONS MUST BE CORRECTED ON THIS DRAWING AS THIS DRAWING WILL BE CONSIDERED ALL INCLUSIVE



| FOR INTERNAL USE ONLY PROJECT SIGN OFF | |
|---|--|
| SALES | |
| ENG. | |
| FAB. | |
| POWER | |

ALL GRAPHICS PROVIDED ARE FOR REFERENCE ONLY. IF CERTAIN DIMENSIONS ARE CRITICAL PLEASE VERIFY THOSE DIMENSIONS WITH YOUR SALESPERSON
DIMENSION TOLERANCE +/- 1/4"

STANDARD FEATURES

- MODEL NUMBER IS LLW-PAILD-100
- OVERALL WIDTH IS 26"
- OVERALL LENGTH IS 35 3/4"
- OVERALL HEIGHT IS 71 1/4"
- Ø4" POLYURETHANE REAR SWIVEL CASTERS WITH TOTAL LOCK
- STANDARD Ø2" STEEL FRONT ROLLERS
- CARRIAGE HAS SOLID FRONT STRAP AND PULL-ACTION CLAMP LATCH (NOT SHOWN)
- FRAME HAS SPECIAL PUSH HANDLES AND SPECIAL WINCH BRACKET LOCATION
- STANDARD SERVICE RANGE IS 6" - 62 3/4"
- STANDARD CAPACITY: 125 LBS.
- DURABLE LIQUID PAINT BLUE FINISH FRAME WITH TOUGH BAKED IN POWDER COAT YELLOW FINISH CRADLE

SPECIAL FEATURES NONE

APPROVAL

I, THE UNDERSIGNED, AGREE THAT THE PRODUCT AS REPRESENTED SATISFIES DESIGN AND DIMENSION REQUIREMENTS. I ALSO ACKNOWLEDGE MY DUTY TO CONFIRM PRODUCT AND INSTALLATION COMPLIANCE WITH ALL APPLICABLE FEDERAL, STATE AND LOCAL REGULATIONS AND STANDARDS.
UNITS REQUIRING APPROVAL DRAWINGS OR MODIFIED ARE NON-RETURNABLE
 As drawn As marked

Signed: _____ Date: _____

Printed Name: _____

LEAD TIME WILL START UPON RECEIPT OF SIGNED APPROVAL DRAWING

| | | |
|----------------------|-------------|------------|
| DISTRIBUTOR'S NAME: | | P.O.# |
| VESTIL MANUFACTURING | | X |
| DRAWN BY: BJW | | W.O.# |
| DATE: 7/20/2011 | | X |
| REFERENCE: X | SCALE: 1:22 | SALES: X |
| QUOTED LEAD TIME: X | QUOTE # X | FILE NAME: |
| | | 21-007-085 |