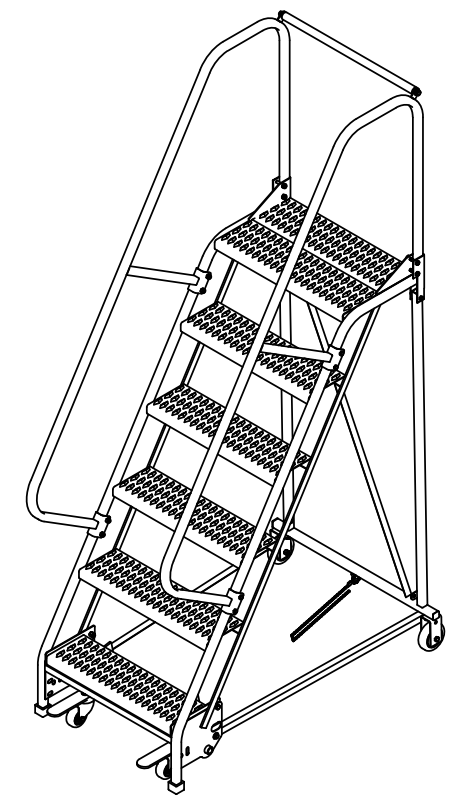
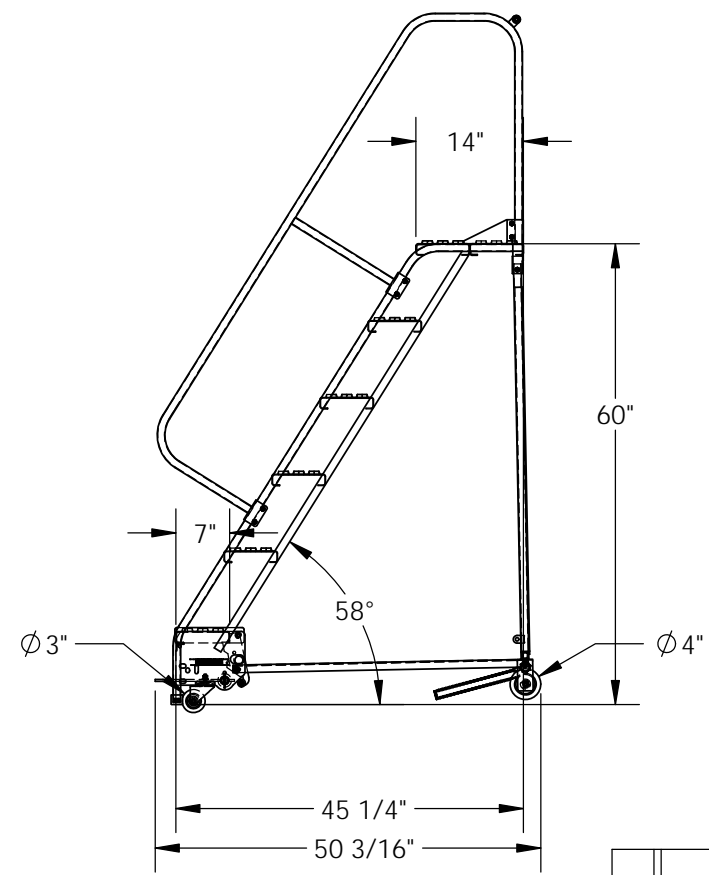
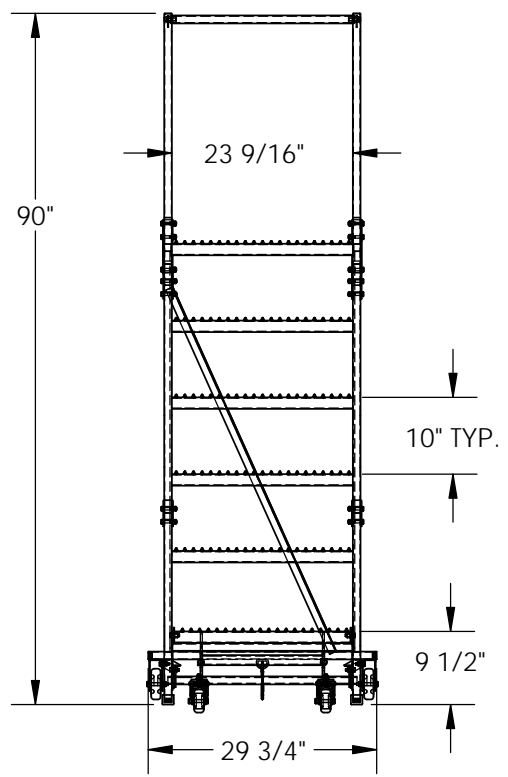


STANDARD SLOPE LADDER, ELECTROSTATIC DISCHARGE, 6-STEP-LAD-PW-26-6-G-ESD

APPROX WEIGHT: 141.13 lbs.
 DOES NOT INCLUDE WEIGHT OF POWER OR PACKAGING!!!

*** ANY ADDITIONS, DELETIONS, OR OMISSIONS MUST BE CORRECTED ON THIS DRAWING AS THIS DRAWING WILL BE CONSIDERED ALL INCLUSIVE ***

ALL GRAPHICS PROVIDED ARE FOR REFERENCE ONLY. IF CERTAIN DIMENSIONS ARE CRITICAL PLEASE VERIFY THOSE DIMENSIONS WITH YOUR SALESPERSON



DIMENSION TOLERANCE ± 1/4"

STANDARD FEATURES

- MODEL NUMBER IS LAD-PW-26-6-G-ESD
- OVERALL WIDTH IS 29 3/4"
- USABLE WIDTH IS 23 9/16"
- OVERALL LENGTH IS 50 3/16"
- USABLE LENGTH IS 45 1/4"
- OVERALL HEIGHT IS 90"
- PLATFORM HEIGHT IS 60"
- STEP TYPE IS GRIP STRUT
- CLIMB ANGLE IS 58°
- STEP DEPTH IS 7"
- PLATFORM DEPTH IS 14"
- COLOR IS SPECIAL BLACK ESD PAINT
- MAX CAPACITY IS 350 LBS
- FRONT WHEEL IS SWIVEL, SIZE IS Ø 3"
- REAR WHEEL IS RIGID, SIZE IS Ø 4"

NOTE

SOME ASSEMBLY REQUIRED
 TOOL TRAY SOLD SEPARATELY
 OPTIONAL ESD GROUNDING STRAPS
 SOLD SEPARATELY

SPECIAL FEATURES

NONE

FOR INTERNAL USE ONLY PROJECT SIGN OFF	
SALES	
ENG.	
FAB.	
POWER	

APPROVAL	I, THE UNDERSIGNED, AGREE THAT THE PRODUCT AS REPRESENTED SATISFIES DESIGN AND DIMENSION REQUIREMENTS. I ALSO ACKNOWLEDGE MY DUTY TO CONFIRM PRODUCT AND INSTALLATION COMPLIANCE WITH ALL APPLICABLE FEDERAL, STATE AND LOCAL REGULATIONS AND STANDARDS.	
	ALL SPECIAL UNITS ARE NON-RETURNABLE	
	[] As drawn [] As marked	
	Signed: _____	Date: _____
LEAD TIME WILL START UPON RECEIPT OF SIGNED APPROVAL DRAWING		

DISTRIBUTOR'S NAME:		P.O.#
VESTIL MANUFACTURING		X
DRAWN BY: B.NOTHNAGEL		W.O.#
DATE: 9/21/2015		X
REFERENCE: X	SCALE: 1:25	SALES: X
QUOTED LEAD TIME: X	QUOTE #	FILE NAME:
	X	44-007-500