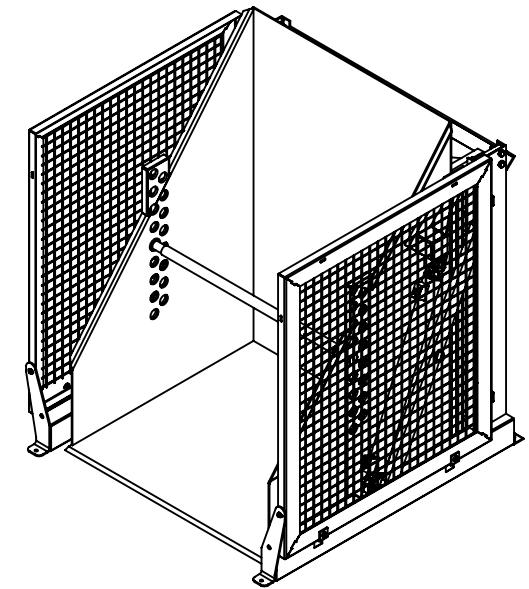
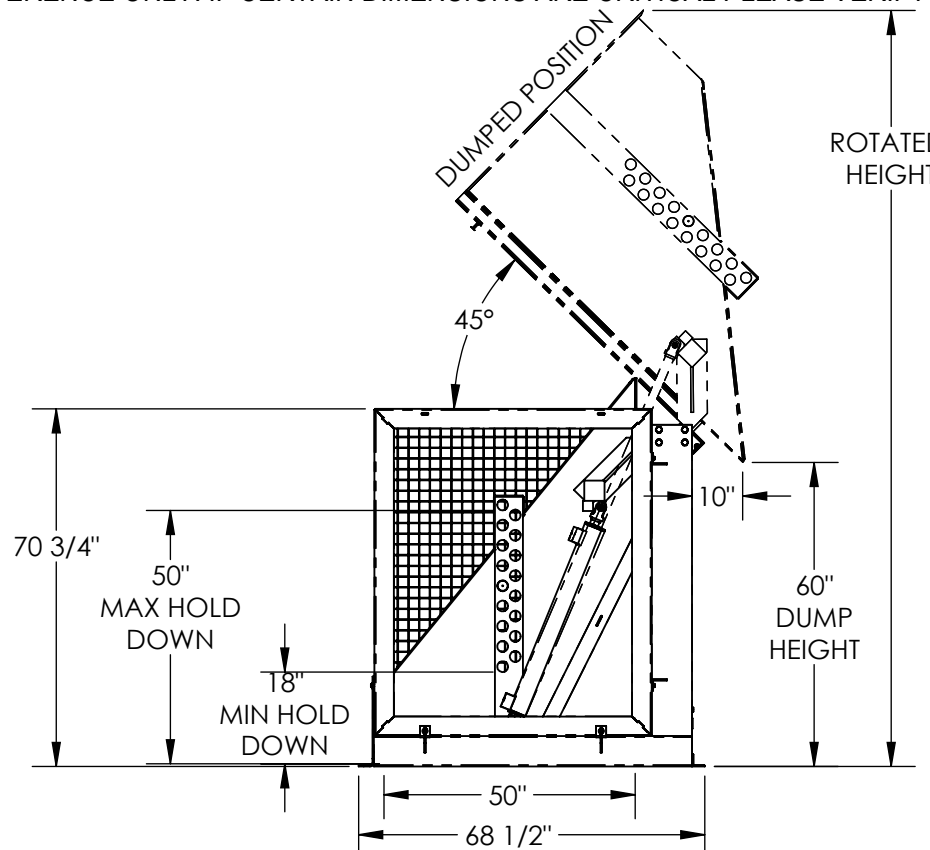
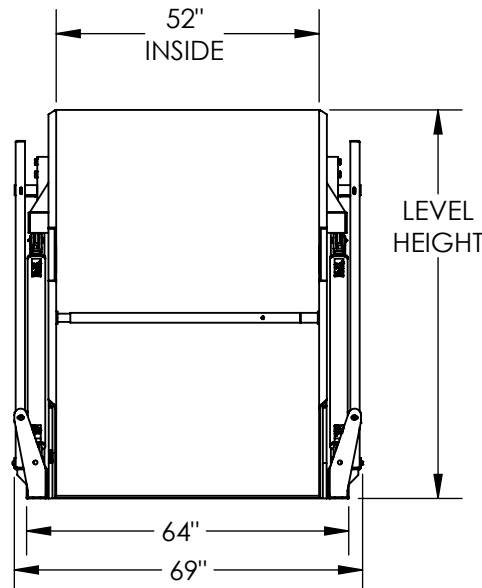


# HYDRAULIC BOX DUMPER - HBD-6-60

APPROX WEIGHT: 2092.88 lbs.  
 DOES NOT INCLUDE WEIGHT OF POWER OR PACKAGING!!!

\*\*\* ANY ADDITIONS, DELETIONS, OR OMISSIONS MUST BE CORRECTED ON THIS DRAWING AS THIS DRAWING WILL BE CONSIDERED ALL INCLUSIVE \*\*\*

ALL GRAPHICS PROVIDED ARE FOR REFERENCE ONLY. IF CERTAIN DIMENSIONS ARE CRITICAL PLEASE VERIFY THOSE DIMENSIONS WITH YOUR SALESPERSON



DIMENSION TOLERANCE ± 1/4"

## STANDARD FEATURES

HYDRAULIC BOX DUMPER  
 MODEL NUMBER IS HBD-6-60  
 CHUTE IS 52" W X 50" L (USABLE)  
 DUMPER CAPACITY IS 6000 LBS.  
 DUMP HEIGHT IS 60"  
 HOLD DOWN WILL ACCEPT BOXES  
 18" TO 50" HIGH W/ HOLES EVERY 2"  
 FRAME WIDTH IS 69"  
 FRAME LENGTH IS 68 1/2"  
 LEVEL HEIGHT IS 77"  
 ROTATED HEIGHT IS 149 1/2"  
 DUMP ANGLE IS 45°  
 CHROME PLATED CYLINDER WITH  
 EMERGENCY STOP VELOCITY FUSE  
 WARNING: CHECK STATE AND LOCAL CODES!!  
 FRAME AND CHUTE DURABLE LIQUID PAINT BLUE FINISH  
 GUARDS AND HOLD DOWN BAR TOUGH BAKED IN POWDER COATED YELLOW FINISH

## SPECIAL FEATURES

NONE

## PLEASE CIRCLE SPECIFICATIONS:

POWER	<input checked="" type="checkbox"/> AC	* <input type="checkbox"/> DC	* <input type="checkbox"/> AIR/OIL
MOTOR VOLTAGE	<input type="checkbox"/> 115	<input type="checkbox"/> 208	<input checked="" type="checkbox"/> 460
DEDICATED CIRCUIT REQUIRED			
MOTOR PHASE	<input type="checkbox"/> SINGLE	<input checked="" type="checkbox"/> THREE	
CONTROL	<input checked="" type="checkbox"/> HAND	* <input type="checkbox"/> FOOT	
~ ALL BATTERY CHARGERS ARE 115V AC ~			
* BATTERY CHRG.	<input type="checkbox"/> REMOTE	<input type="checkbox"/> ON-BOARD	
* CHRG. INDICATOR	<input type="checkbox"/> YES	<input type="checkbox"/> NO	

\* AVAILABLE AT ADDITIONAL COST

### NOTE:

SINGLE PHASE EXCEEDS 5 MIN.  
 CYCLE TIME 460 VOLT 3 PHASE  
 RECOMMENDED CONTACT  
 FACTORY FOR SINGLE PH  
 APPLICATIONS

**APPROVAL**

I, THE UNDERSIGNED, AGREE THAT THE PRODUCT AS REPRESENTED SATISFIES DESIGN AND DIMENSION REQUIREMENTS. I ALSO ACKNOWLEDGE MY DUTY TO CONFIRM PRODUCT AND INSTALLATION COMPLIANCE WITH ALL APPLICABLE FEDERAL, STATE AND LOCAL REGULATIONS AND STANDARDS.

**UNITS REQUIRING APPROVAL DRAWINGS OR MODIFIED ARE NON-RETURNABLE**

[ ] As drawn [ ] As marked

Signed: \_\_\_\_\_ Date: \_\_\_\_\_

Printed Name: \_\_\_\_\_

LEAD TIME WILL START UPON RECEIPT OF SIGNED APPROVAL DRAWING

DISTRIBUTOR'S NAME: \_\_\_\_\_ P.O.# X

**VESTIL MANUFACTURING** W.O.# X

DRAWN BY: CA DATE: 10/26/2011 SALES: X

REFERENCE: X SCALE: 1:38 FILE NAME:

QUOTED LEAD TIME: X QUOTE # X 34-007-012