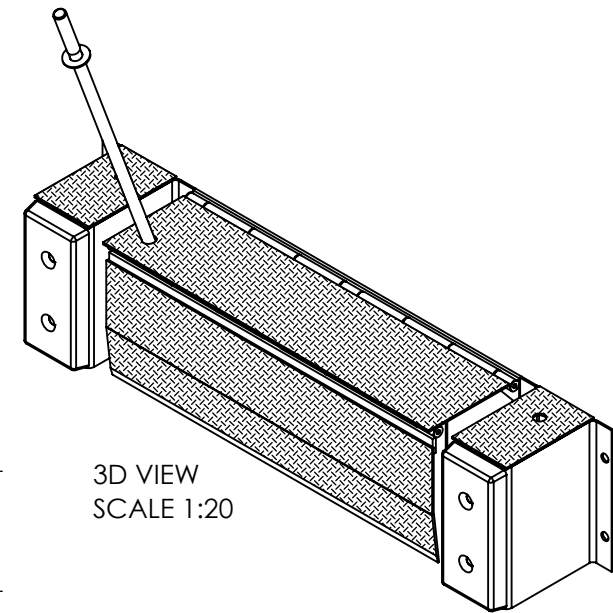
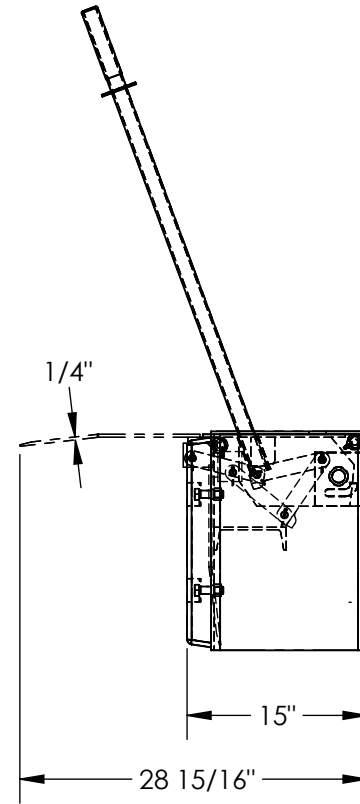
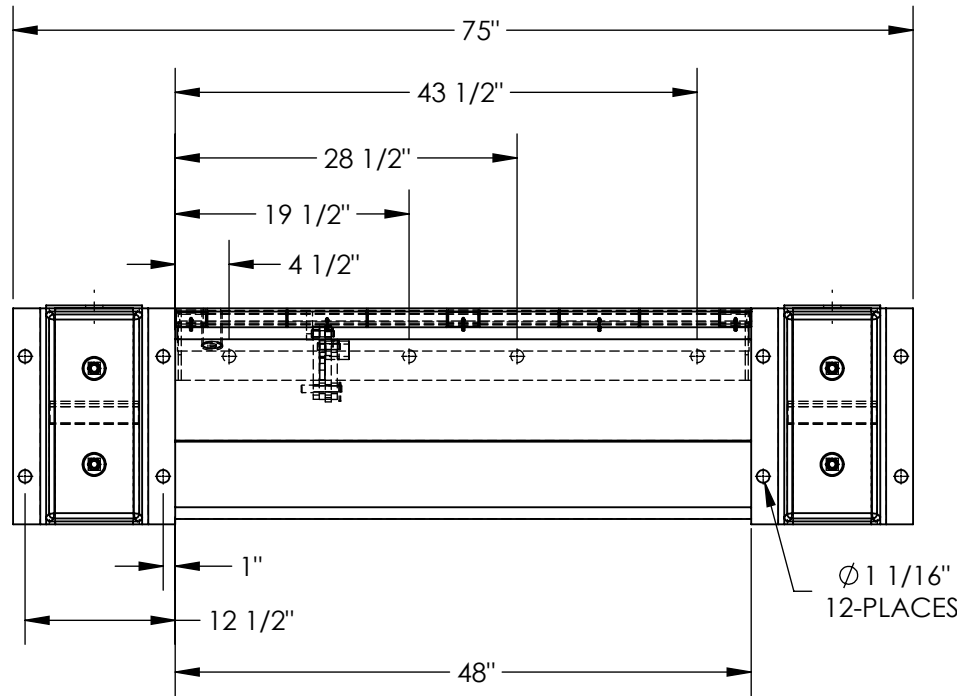


MECHANICAL EDGE-O-DOCKLEVELER: FM-0648

APPROX WEIGHT: 331 lbs.
 DOES NOT INCLUDE WEIGHT OF POWER OR PACKAGING!!!

*** ANY ADDITIONS, DELETIONS, OR OMISSIONS MUST BE CORRECTED ON THIS DRAWING AS THIS DRAWING WILL BE CONSIDERED ALL INCLUSIVE ***

ALL GRAPHICS PROVIDED ARE FOR REFERENCE ONLY. IF CERTAIN DIMENSIONS ARE CRITICAL PLEASE VERIFY THOSE DIMENSIONS WITH YOUR SALESPERSON



3D VIEW
 SCALE 1:20

DIMENSION TOLERANCE ± 1/4"

STANDARD FEATURES

- MODEL NUMBER IS FM-0648
- DECK WIDTH IS 48"
- OVERALL WIDTH IS 75"
- MAXIMUM CAPACITY IS 6,000 LBS.
- STANDARD TOE GUARDS
- GREASE ZERK FITTINGS
- 18" HIGH BUMPERS (TO SERVE LOW TRUCKS)
- SERVICE RANGE OF 5" ABOVE / 5" BELOW DOCK
- INCLUDES HANDLE, BUMPERS, & BUMPER BOXES
- TREADPLATE RAMP & DECK CONSTRUCTION
- DURABLE LIQUID PAINT BROWN FINISH

EDGE-O-DOCKS & DOCK SEALS OR SHELTERS
 CAN BE USED TOGETHER.
 DOCK SEALS OR SHELTERS REQUIRE A
 MINIMUM PROJECTION OF 20".

SPECIAL FEATURES

NONE

APPROVAL	I, THE UNDERSIGNED, AGREE THAT THE PRODUCT AS REPRESENTED SATISFIES DESIGN AND DIMENSION REQUIREMENTS. I ALSO ACKNOWLEDGE MY DUTY TO CONFIRM PRODUCT AND INSTALLATION COMPLIANCE WITH ALL APPLICABLE FEDERAL, STATE AND LOCAL REGULATIONS AND STANDARDS.	
	UNITS REQUIRING APPROVAL DRAWINGS OR MODIFIED ARE NON-RETURNABLE	
	[] As drawn [] As marked	
	Signed: _____ Date: _____	
Printed Name: _____		
LEAD TIME WILL START UPON RECEIPT OF SIGNED APPROVAL DRAWING		

DISTRIBUTOR'S NAME:		P.O.#
VESTIL MANUFACTURING		X
		W.O.#
DRAWN BY: TJM		X
DATE: 08/30/18		SALES: X
REFERENCE: X	SCALE: 1:16	FILE NAME:
QUOTED LEAD TIME: X	QUOTE # X	07-007-098