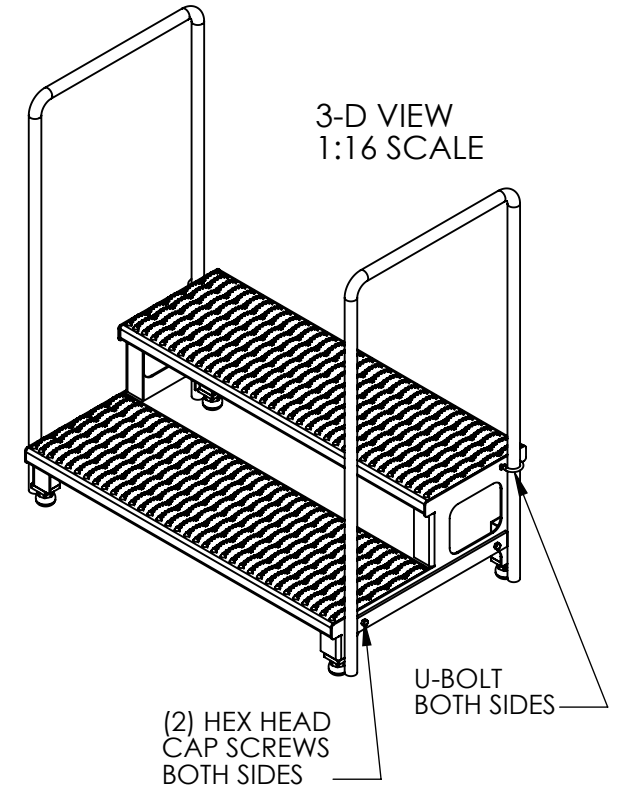
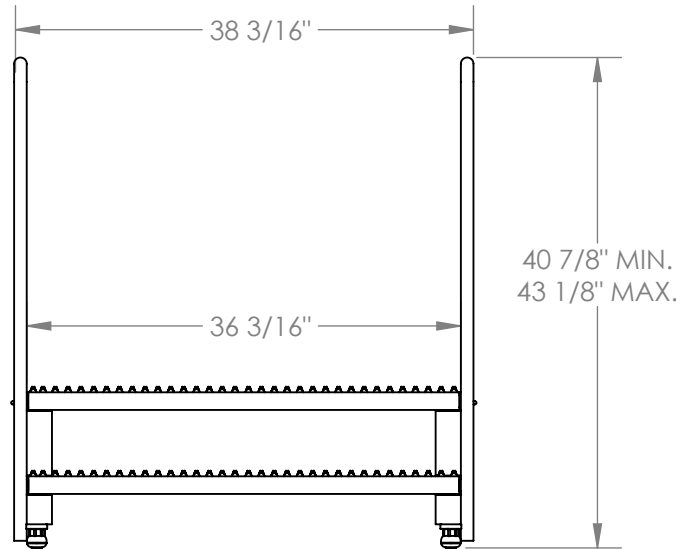
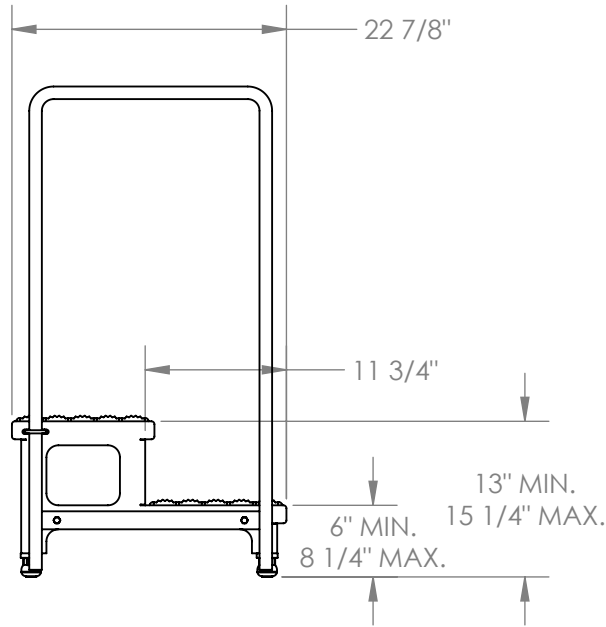


# ADJ. HEIGHT STEP STAND W/HANDRAIL - ASP-36-HR

APPROX WEIGHT: 81.31 lbs.  
DOES NOT INCLUDE WEIGHT OF POWER OR PACKAGING!!!

\*\*\* ANY ADDITIONS, DELETIONS, OR OMISSIONS MUST BE CORRECTED ON THIS DRAWING AS THIS DRAWING WILL BE CONSIDERED ALL INCLUSIVE \*\*\*

ALL GRAPHICS PROVIDED ARE FOR REFERENCE ONLY. IF CERTAIN DIMENSIONS ARE CRITICAL PLEASE VERIFY THOSE DIMENSIONS WITH YOUR SALESPERSON



## STANDARD FEATURES

- MODEL NUMBER IS ASP-36-HR
- CAPACITY: 500 LBS
- OVERALL WIDTH: 38 3/16"
- USABLE WIDTH: 36 3/16"
- OVERALL LENGTH IS: 22 7/8"
- OVERALL HEIGHT: 43 1/8" MAX
- BOTTOM STEP HEIGHT: MIN. 6", MAX. 8 1/4"
- TOP STEP HEIGHT: MIN. 13", MAX. 15 1/4"
- STEPS: SERRATED STEEL 11 3/4" DEEP
- LEGS:
  - ADJUSTABLE
  - ANTI-SLIP TIPS
- TOUGH BAKED IN POWDER COATED YELLOW FINISH

DIMENSION TOLERANCE ± 1/4"

**A P P R O V A L**

I, THE UNDERSIGNED, AGREE THAT THE PRODUCT AS REPRESENTED SATISFIES DESIGN AND DIMENSION REQUIREMENTS. I ALSO ACKNOWLEDGE MY DUTY TO CONFIRM PRODUCT AND INSTALLATION COMPLIANCE WITH ALL APPLICABLE FEDERAL, STATE AND LOCAL REGULATIONS AND STANDARDS.

**ANY MODIFIED UNITS ARE NON-RETURNABLE**

As drawn       As marked

Signed: \_\_\_\_\_ Date: \_\_\_\_\_

Printed Name: \_\_\_\_\_

*LEAD TIME WILL START UPON RECEIPT OF SIGNED APPROVAL DRAWING*

FOR INTERNAL USE ONLY PROJECT SIGN OFF	
SALES	
ENG.	
FAB.	
POWER	

DISTRIBUTOR'S NAME:		P.O.#
VESTIL MANUFACTURING		X
DRAWN BY: MTS		W.O.#
DATE: 08/03/13		X
REFERENCE: X	SCALE: 1:16	SALES: X
QUOTED LEAD TIME: X	QUOTE # X	FILE NAME:
		14-007-193

**SPECIAL FEATURES**  
NONE