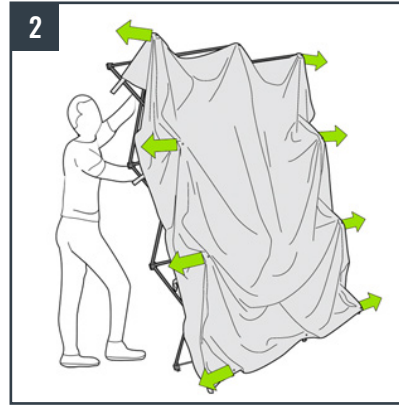


SET-UP INSTRUCTIONS

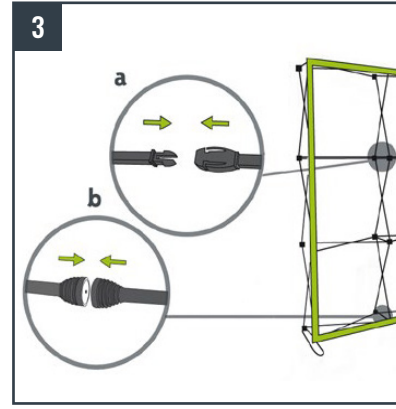
VIRAGE



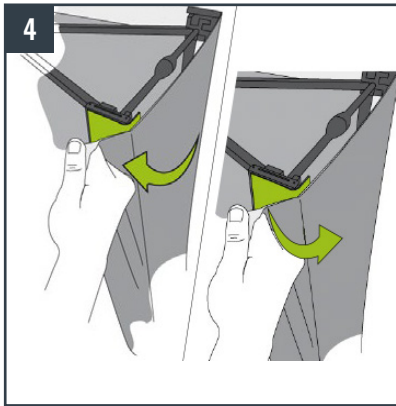
Gently expand the frame.



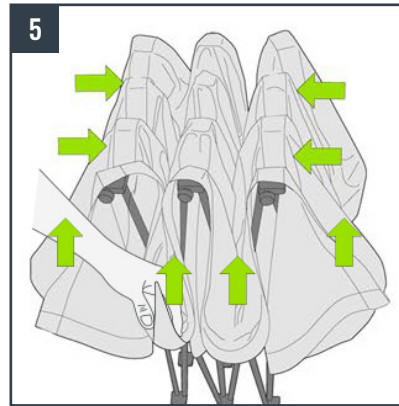
Expand the structure while bending it slightly backwards.



Connect the clips to lock the structure in place. Warning: unclip all connectors before taking down the display.



Attach the graphic to the velcro on the back of the frame. Before dismantling the structure, you must detach the graphic from the back of the structure.



Separate the magnetic connectors and fold up the frame. Be sure to raise the graphic while folding so as to not pinch it within the frame.

