



Description:

The PoE Injector offer a compact and cost effective, It can convert standard 100~240V/AC power into low voltage. DC that runs over existing LAN cable to power up IEEE 802.3af&at. compliant network accessories.

Remote powering of wireless LAN (WAN) access points, IP Security cameras, VoIP telephone and other low port density installations.

The POE Mid-spans no need to connect with external power supply and its associated AC/DC power cabling,providing a compact ,affordable,safe and reliable power solution over existing Ethernet infrastructure .

Features:

- ✧ Up to 90W of Power
- ✧ Supports 10/100/1000 Base-T applications
- ✧ LED indicators for power input and PoE output
- ✧ Internal AC/DC converter no need for external power brick
- ✧ Easy plug-and-play installation
- ✧ Multi-protection

Centro Technology Limited

USA Office:15322 E Valley Blvd, City of Industry, CA91746

Phone:(626)391-8868

China Office:4th Floor; Chashu 1#,Area B,HuaFeng 1st Technology,Gushu Sanwei,Xixiang,Shenzhen

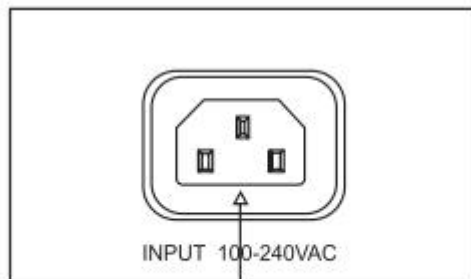
Phone:0755-23200933

Website:www.centropower.com

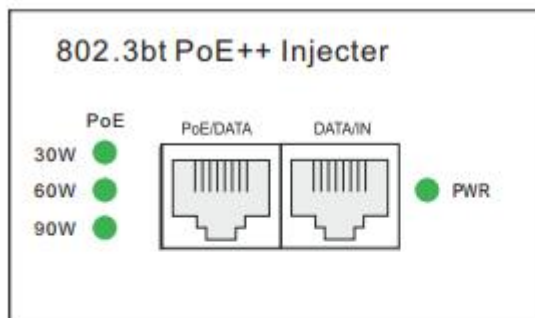
Email:info@centropower.com



Hardware Description:



AC socket, connect with AC cable .



DATA IN:
Connect to the Ethernet device with CAT5 UTP cable to transmit data.

PoE/DATA:
Connect to the camera with UTP cable 5 to supply power

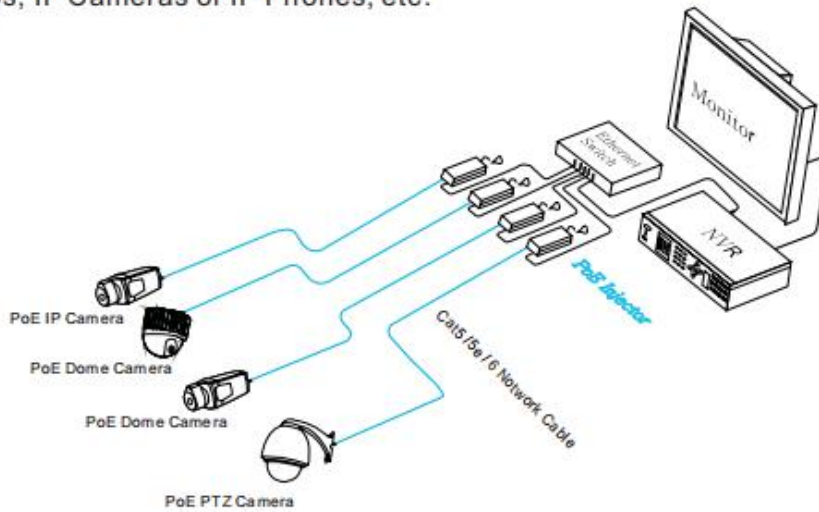
PWR: Power LED, a steady green light indicates that the PoE injector got 100-240V power input

30W:When the output power is 0 to 30W, led lights up
60W:When the output power is 30 to 60W, led lights up
90W:When the output power is 60 to 90W, led lights up



Application:

Use PoE Injector with PD to expand your network to where there are no power lines or outlets, where you wish to fix devices such as Aps, IP Cameras or IP Phones, etc.



Steps:

1. Use a CAT5 UTP cable to connect port of Ethernet device to the DATA IN port,
2. Connect AC cable with Injector and Socket
3. Connect the PoE OUT port to a PD with CAT5 UTP cable.

Specifications:

No. of Ports	1
Pass Through Data Rates	10/100/1000Mbps
Power Over Ethernet Output	Power Pin Assignment: 1/2 (-),3/6(+),4/5(+),7/8(-)
	Output Power Voltage: 54Vdc
	User Port Power: 90W
User Port Power	AC Input Voltage: 100 to 240 Vac
	AC Frequency: 50 to 60 Hz
	AC Input Current:1A 100 to 240 Vac
Dimensions	173mmx83mmx44mm
Indicators	System Indicator: AC Power
	User Indicator: Channel Power
Connectors	Shielded RJ-45, EIA 568A and 568B

Centro Technology Limited

USA Office:15322 E Valley Blvd, City of Industry, CA91746

Phone:(626)391-8868

China Office:4th Floor; Chashu 1#, Area B, HuaFeng 1st Technology, Gushu Sanwei, Xixiang, Shenzhen

Phone:0755-23200933

Website:www.centropower.com

Email:info@centropower.com



Centro Technology Limited

Protection	Over current protection
	Over load protection
	Over voltage protection
	Anti-interference protection
Environmental Conditions	Operating Ambient Temperature:0 to 45°C
	Operating Humidity:
	Maximum 85%, Non-condensing
	Storage Temperature:-20 to 70°C
	Storage Humidity:
	Maximum 90%, Non-condensing
Regulatory Compliance	IEEE802.3af (15.4W)
	IEEE802.3at (30W)
	IEEE802.3bt (90W)

Centro Technology Limited

USA Office:15322 E Valley Blvd, City of Industry, CA91746

Phone:(626)391-8868

China Office:4th Floor; Chashu 1#, Area B, HuaFeng 1st Technology, Gushu Sanwei, Xixiang, Shenzhen

Phone:0755-23200933

Website:www.centropower.com

Email:info@centropower.com