



POE-M901-N(15.4W) / POE-M911-N(30W)

10/10/100M POE Injector

Description:

The PoE Injector offer a compact and cost effective, It can convert standard 100~240V/AC power into low voltage. DC that runs over existing LAN cable to power up IEEE 802.3af&at. compliant network accessories.

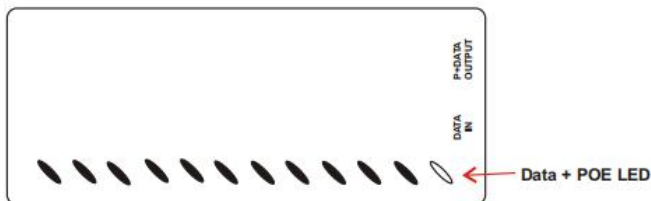
Remote powering of wireless LAN (WAN) access points, IP Security cameras, VoIP telephone and other low port density installations.

The POE Mid-spans no need to connect with external power supply and its associated AC/DC power cabling,providing a compact ,affordable,safe and reliable power solution over existing Ethernet infrastructure .

Features:

- ✧ Up to 15.4W / 30W of Power on 2 pairs
- ✧ Supports 10/100/1000 Base-T applications
- ✧ LED indicators for power input and PoE output
- ✧ Internal AC/DC converter no need for external power brick
- ✧ Easy plug-and-play installation
- ✧ Multi-protection

Hardware Description:



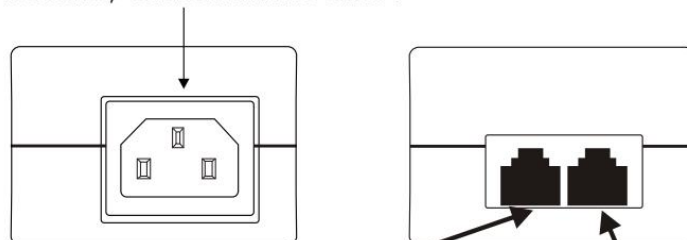
POE + DATA LED

a steady Orange light indicates,that the POE injector operation to supply power +Data to PD

POE + DATA LED

a steady green light indicates,that the POE injector operation to transmit Data to PD

AC socket, connect with AC cable .



DATA IN:
Connect to the Ethernet device with CAT5 UTP cable to transmit data.

PoE OUT:
Connect to the camera with UTP cable to supply power

Centro Technology Limited

USA Office:15322 E Valley Blvd, City of Industry, CA91746

Phone:(626)391-8868

China Office:4th Floor; Chashu 1#,Area B,HuaFeng 1st Technology,Gushu Sanwei,Xixiang,Shenzhen

Phone:0755-23200933

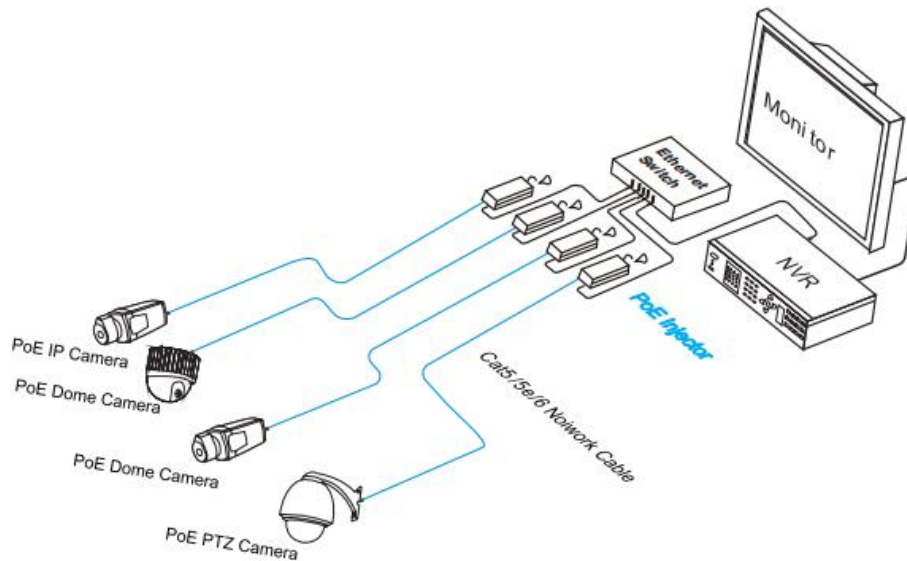
Website:www.centropower.com

Email:info@centropower.com



Application:

Use PoE Injector with PD to expand your network to where there are no power lines or outlets, where you wish to fix devices such as APs, IP cameras or IP phone, etc.



Steps;

1. Use a CAT5 UTP cable to connect port of Ethernet device to the DATA In port.
2. Connect AC Cable with Injector and Socket.
3. Connect the PoE Out port to a PD with CAT5 UTP Cable.



Specifications:

No. of Ports	1
Pass Through Data Rates	10/100/1000Mbps
Power Over Ethernet Output	Power Pin Assignment: 1/2 (-),3/6(+)
	Output Power Voltage: 48Vdc
	User Port Power: 15.4W / 30W
User Port Power	AC Input Voltage: 100 to 240 Vac
	AC Frequency: 50 to 60 Hz
	AC Input:0.5A 100 to 240 Vac
Dimensions	121mm x 50mm x 36mm
Indicators	System Indicator: AC Power
	User Indicator: Channel Power
Connectors	Shielded RJ-45, EIA 568A and 568B
Protection	Over current protection
	Over load protection
	Over voltage protection
	Anti-interference protection
Environmental Conditions	Operating Ambient Temperature:0 to 40°C
	Operating Humidity:
	Maximum 85%, Non-condensing
	Storage Temperature:-10 to 40°C
	Storage Humidity:
Maximum 90%, Non-condensing	

Centro Technology Limited

USA Office:15322 E Valley Blvd,City of Industry,CA91746

Phone:(626)391-8868

China Office:4th Floor; Chashu 1#,Area B,HuaFeng 1st Technology,Gushu Sanwei,Xixiang,Shenzhen

Phone:0755-23200933

Website:www.centropower.com

Email:info@centropower.com