








# VALENTINE'S FAMILY TRADITIONS

Spend quality time with your loved ones and start creating memories with your own traditions.

# WHAT'S INSIDE

Content		Page no.
<b>Valentine's Family DIYS</b>		
a) DIY gift wrapping for your Valentine		3-4
b) Valentine's Rock Painting		5
<b>Quick Valentine's Games</b>		
a) Valentine's Scavenger Hunt		6
b) Danger Word Valentine's Edition		7
<b>Greeting Card Template</b>		8

# WRAP YOUR VALENTINE GIFT!


## You need



Scissors



Paint



Wrapping Paper



Clear Tape



Toilet Paper Roll



1) Set everything up



2) Mold the toilet paper roll into a heart shape



3) Get some red paint



4) Dip the roll into the paint



5) Start stamping. Make sure to avoid splatters.



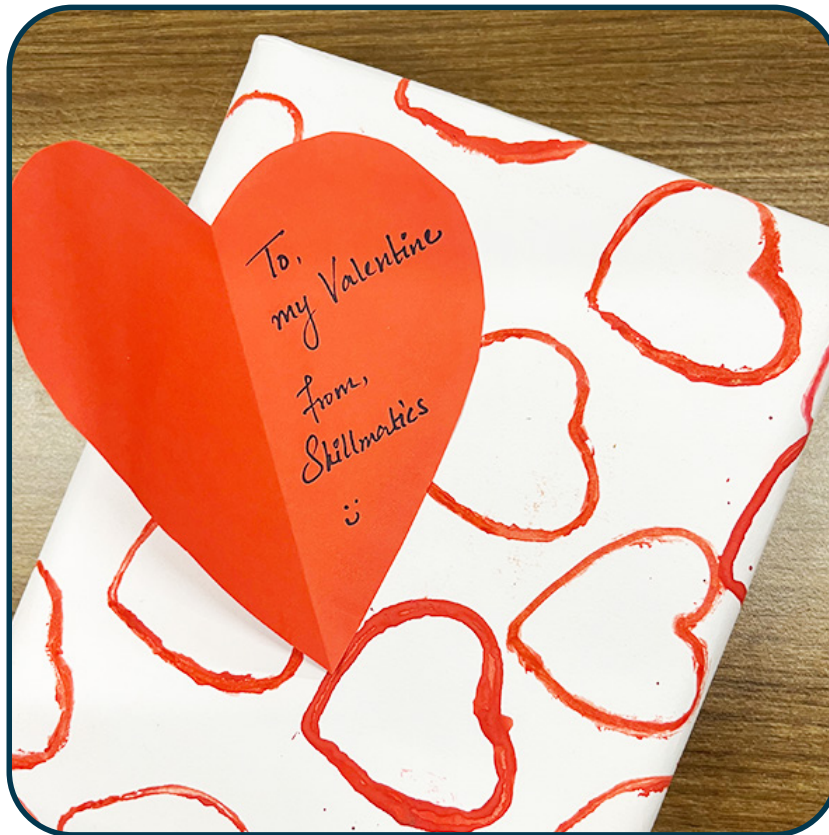
6) Set aside to dry



7) Once the paint dries, turn over the paper and start wrapping



8) Wrap the present




9) Cut a heart from red paper and paste it on the gift box. Use a marker and write your Valentine's name.

# VALENTINE'S ROCK PAINTING

## You need



Rock Painting Kit



Marker

Scan the QR code below to shop our Rock Painting Kit



1) Use our Skillmatics Rock Painting Kit



2) Transfer some red paint into a tray



3) Dip your thumb in the paint and stamp onto the rock




4) Ta-da!



5) Use a marker to draw the hands, legs and face



6) Make as many as you want and gift them to your loved ones!



# VALENTINE'S SCAVENGER HUNT


- Gather a group of family or friends and search for these Valentine's-themed objects
- Print a copy for every player
- As each player finds objects be sure to add their points to their total score (find the points for each object on the game cards below)
- Set a timer for 10 mins and add up your respective points at the end to determine the winner

3



Envelope

5



Red rose

10



Gift boxes

5



Bouquet of flowers

10



Red Heart

3



Teddy bear

10



Pink/red crayon

5



Bow

3



Candy

3



Picture of someone you love

5



Strawberry

10



Calendar

Total score =

# VALENTINE'S DANGER WORD

- Cut out all the strips along the dotted lines, fold in half, and mix them up in a bowl
- Split into teams and pull one out at your turn and give clues to your teammates
- If your teammates guess the winning word, you get a point. If they guess the danger word, you get a red X on your scoreboard
- 3 red X's kicks your team out of the game
- Use the empty strips below to make your own danger word strips

Winning word  
**Roses**

Danger word  
**Flower**

Winning word  
**Chocolate**

Danger word  
**Candy**

Winning word  
**Cupid**

Danger word  
**Arrow**

Winning word  
**Love**

Danger word  
**Heart**

Winning word  
**Card**

Danger word  
**Letter**

Winning word  
\_\_\_\_\_

Danger word  
\_\_\_\_\_

Winning word  
\_\_\_\_\_

Danger word  
\_\_\_\_\_

# HEART SHAPED VALENTINE'S CARD

- Cut out the heart. Crease along all four dotted lines
- Use the directions below to fold along the lines

