

CRAFTY PLOVEYDATE

Craftivity 1- DIY Greeting Cards

Make your own DIY Valentine's cards by using these templates.

How to make it?

- a) Print the template, and cut the cards
- b) Decorate the cards with Foil Fun stickers (optional)
- c) Write names in the blank space given in the template

Craftivity 2- Magic Motion

Capture the magic of love in motion by following these steps:

- a) Print and cut out the motion cards
- b) Use double sided tape to stick the two images back to back
- c) Insert your motion card into the cut slot on your straw
- d) Place the straw between your hands and rub your palms together to see love in motion!

Craftivity 3- Daily Love Dose


Get your daily love dose by following these steps:

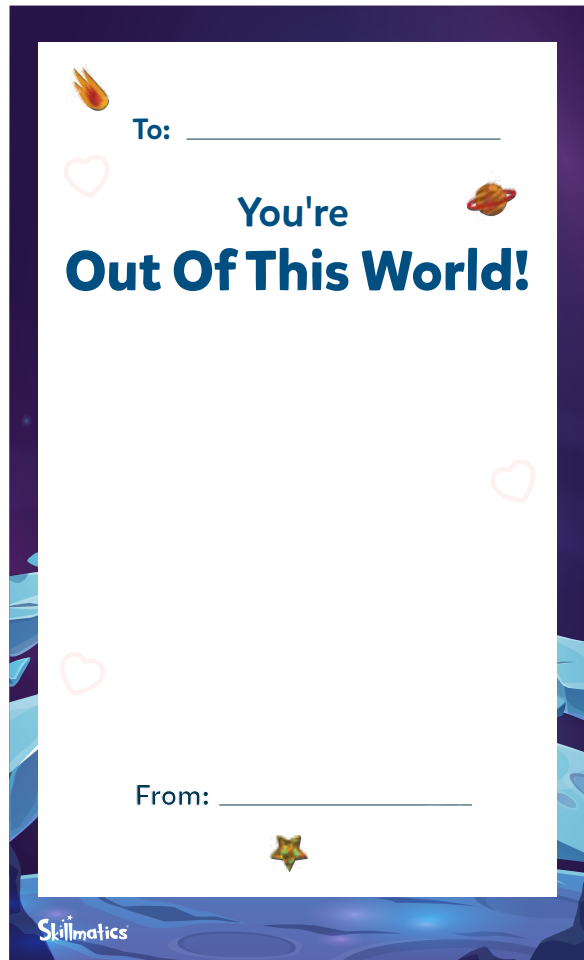
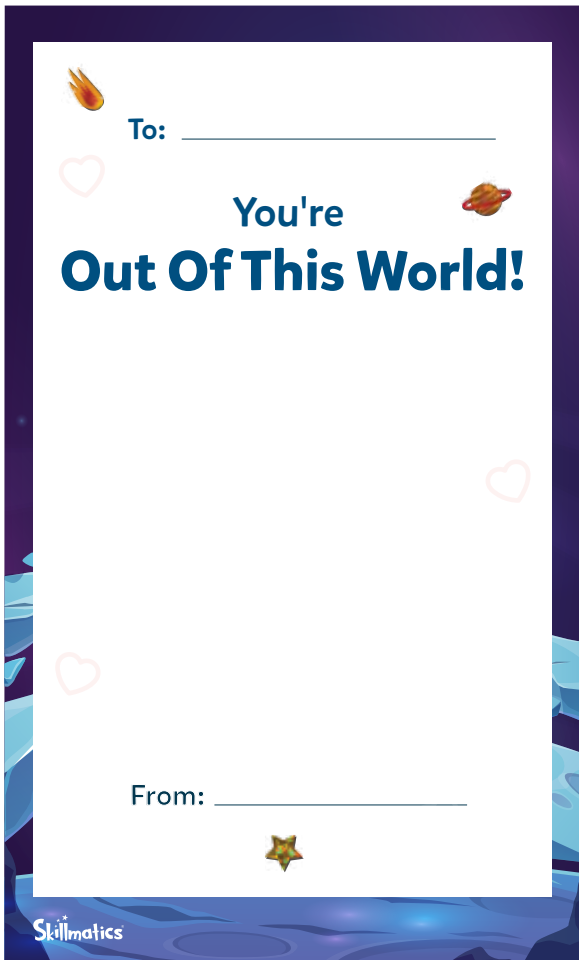
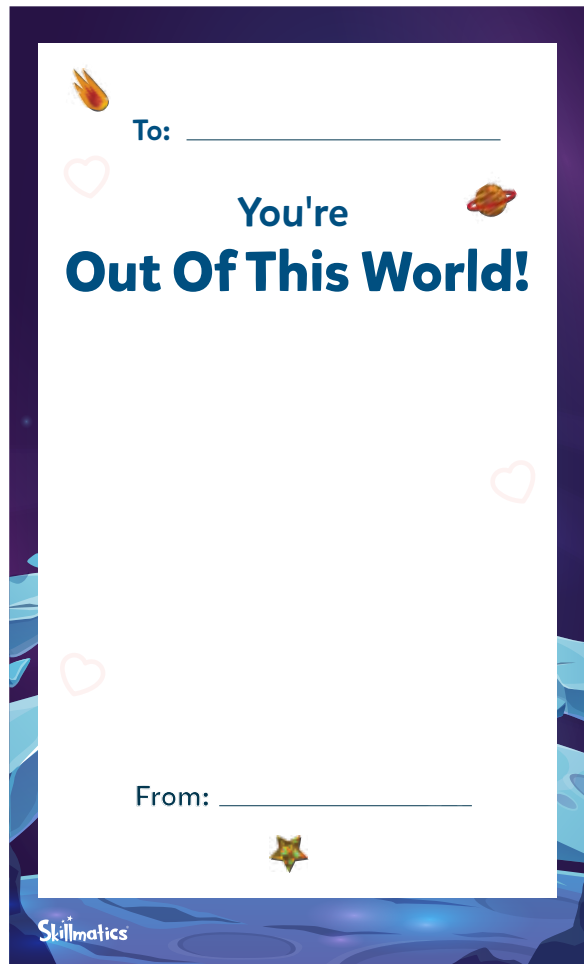
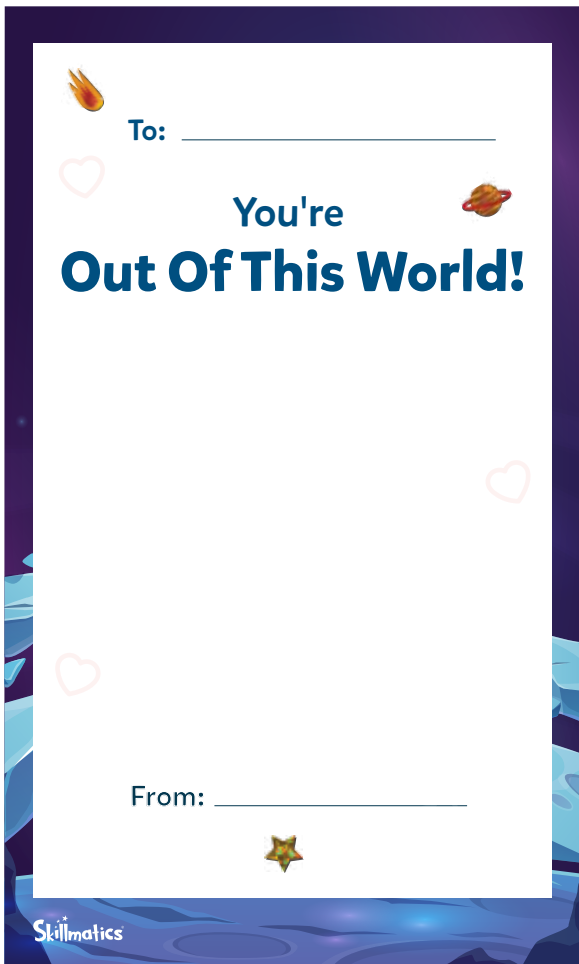
- a) Print and cut out the heart shaped cards
- b) Fill in the prompts
- c) Every day dedicate one card to your loved ones

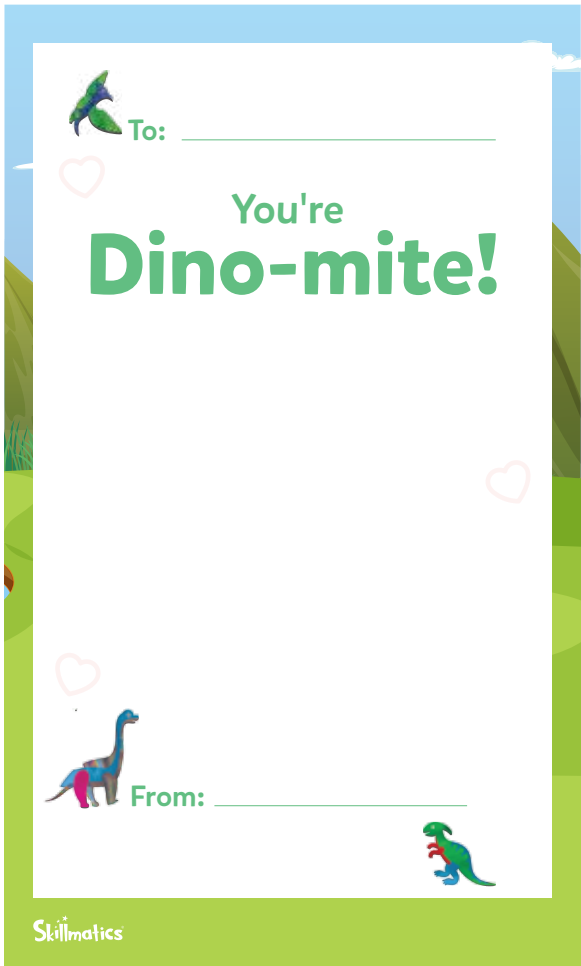
Craftivity 4- Cupid's Catch

Craft a cupid catcher by the steps mentioned below:

- a) Print the catcher and cut it out
- b) Scan the QR code and fold it as shown in the video
- c) Start playing!







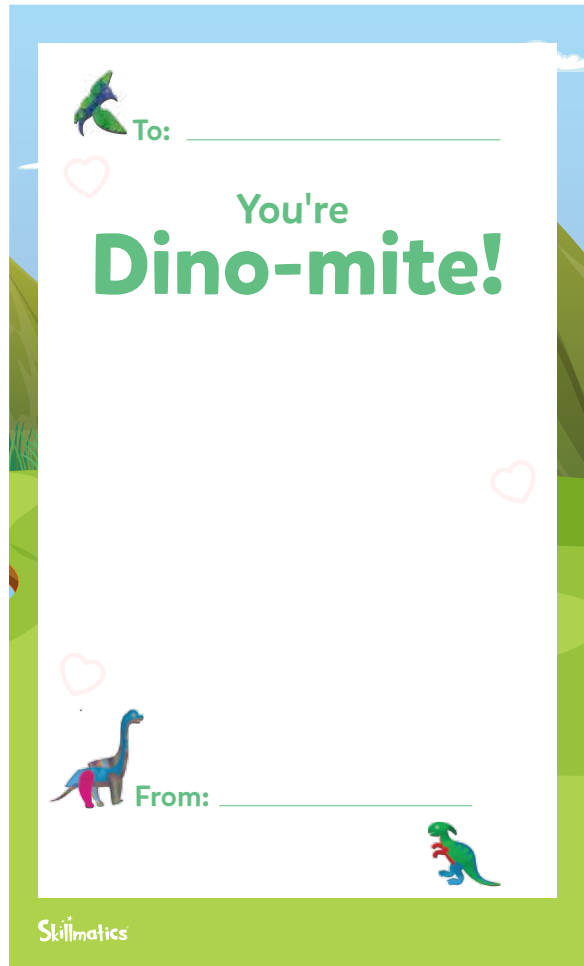
To: _____

You're
Dino-mite!

From: _____

Skillmatics

This card template features a light blue sky background with white clouds at the top, transitioning to a green landscape with rolling hills and a small dinosaur at the bottom. The text 'To: _____' is at the top left, 'You're Dino-mite!' is in the center, and 'From: _____' is at the bottom left. There are three pink hearts scattered around the text. A small dinosaur illustration is at the bottom right.



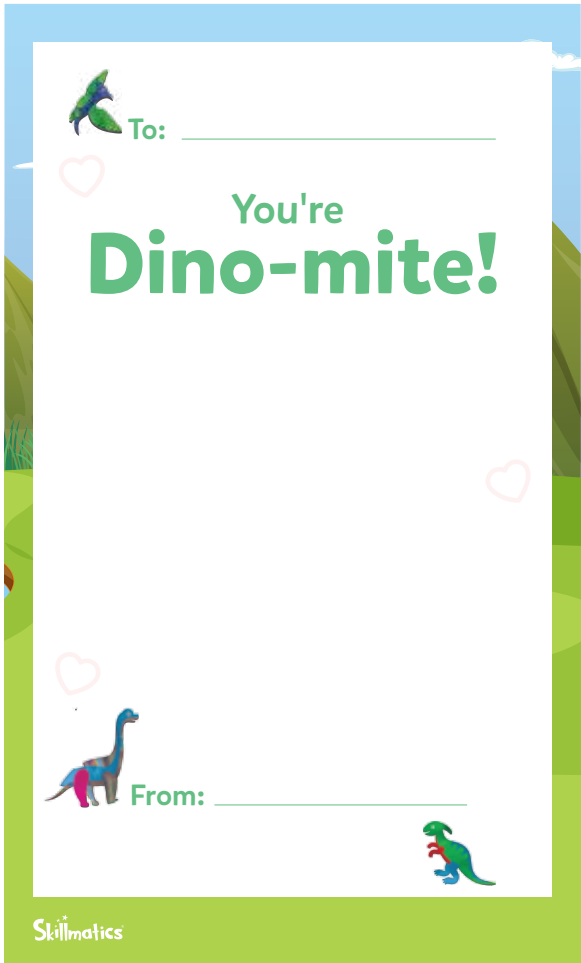
To: _____

You're
Dino-mite!

From: _____

Skillmatics

This card template is identical to the first one, featuring a light blue sky background with white clouds at the top, transitioning to a green landscape with rolling hills and a small dinosaur at the bottom. The text 'To: _____' is at the top left, 'You're Dino-mite!' is in the center, and 'From: _____' is at the bottom left. There are three pink hearts scattered around the text. A small dinosaur illustration is at the bottom right.



To: _____

You're
Dino-mite!

From: _____

Skillmatics

This card template is identical to the first one, featuring a light blue sky background with white clouds at the top, transitioning to a green landscape with rolling hills and a small dinosaur at the bottom. The text 'To: _____' is at the top left, 'You're Dino-mite!' is in the center, and 'From: _____' is at the bottom left. There are three pink hearts scattered around the text. A small dinosaur illustration is at the bottom right.



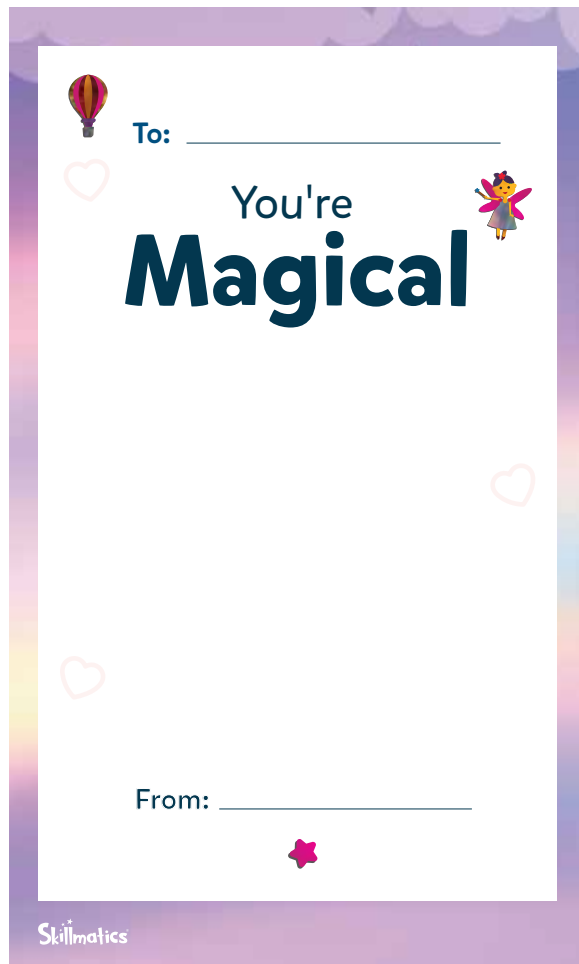
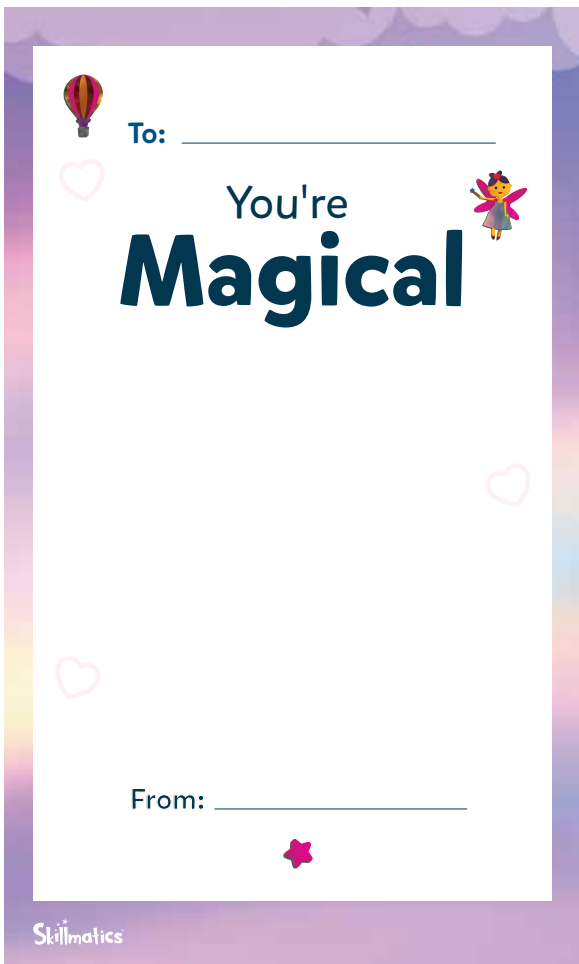
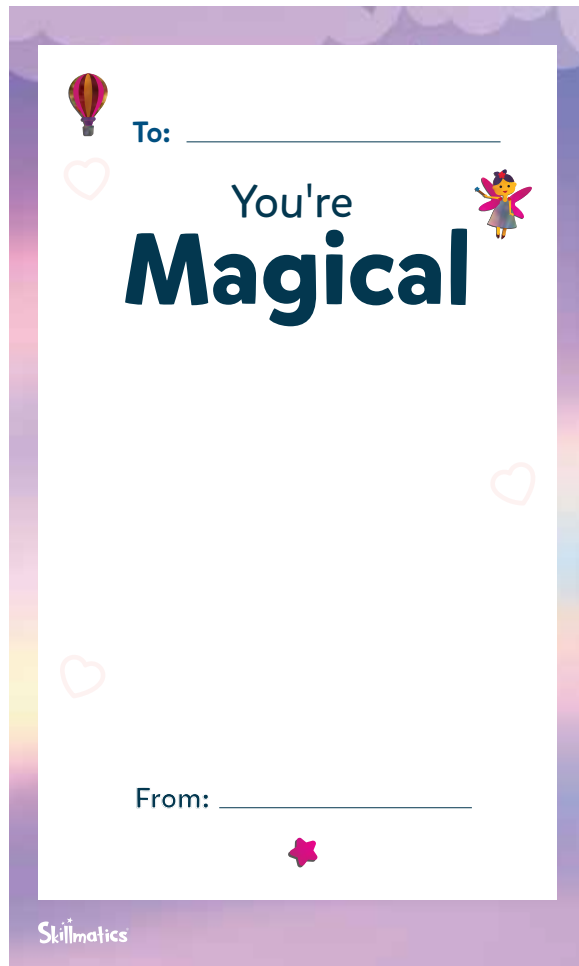
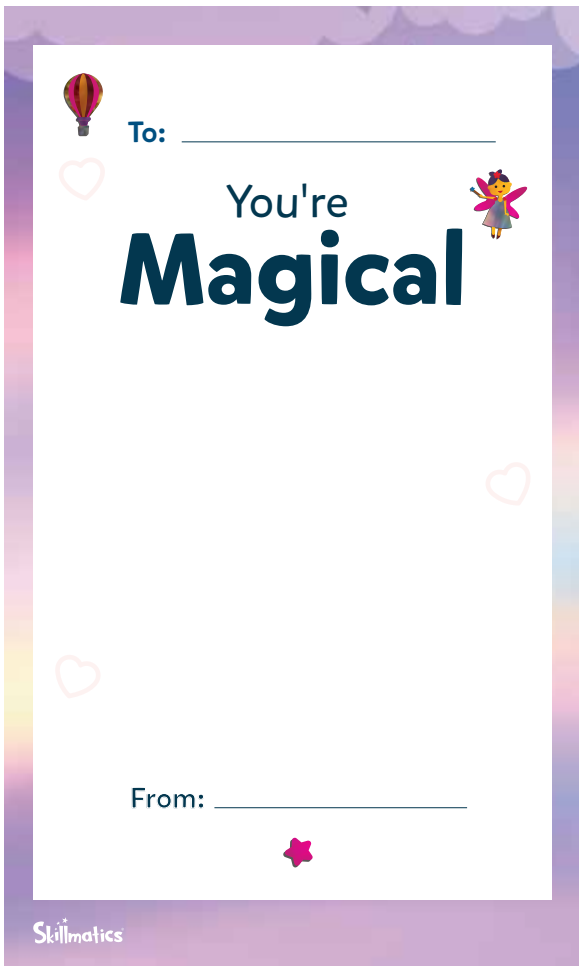
To: _____

You're
Dino-mite!

From: _____

Skillmatics

This card template is identical to the first one, featuring a light blue sky background with white clouds at the top, transitioning to a green landscape with rolling hills and a small dinosaur at the bottom. The text 'To: _____' is at the top left, 'You're Dino-mite!' is in the center, and 'From: _____' is at the bottom left. There are three pink hearts scattered around the text. A small dinosaur illustration is at the bottom right.





We both can

We both can

I love


I love

I will

I will



You have

You have













Love in motion





Love in motion



		<p>Say 'thank you' to someone.</p>	
	<p>Draw a picture for someone you love</p>	<p>Smile at everyone you see.</p>	
<p>Wish someone Happy Valentine's Day!</p>		<p>Wear something red.</p>	
	<p>Tell a joke.</p>	<p>Draw a heart with your eyes closed.</p>	



Scan me and learn how to make the Cupid's catch!