




Encourage your kids to take part in household activities by making chores fun for them with these printables.

You need



Scissors



Marker

MY DAILY RESPONSIBILITY



--	--	--	--	--



--	--	--	--	--

1. Using the cards provided on page 3 (and, if you'd like, pages 7 & 8, select the tasks you want your child to take responsibility each day.
2. Print out the cards, then affix each chosen card under the Morning or Evening column.
3. Place it on their pin board, on the door or on the fridge, and check off their tasks daily to help them build responsibility.



Bath



Pick up toys



Brush Teeth



Feed Animals



Toilet



Clean Dishes



Make Bed



Breakfast



Get Dressed

TIC-TAC-TO DO



- 1) Print the sheet out and place 8 Cleaning Cards (available on page 7 & 8) on the grid.
- 2) Surprise your child with a reward when they complete 3 tasks in a row.

TO DO & DONE

- 1) Print this sheet out and place Cleaning Cards (available on page 7 & 8) inside the To Do section.
- 2) Reward your child once all the Cleaning Cards are moved on the Done side.

To Do

Done

CHORE CHART

- 1) Print this sheet and place Cleaning Cards (available on pg 7 & 8 on the chart)
- 2) Ask them to complete the tasks and collect stars.
- 3) You can choose to reward your child once they complete the chart. A simple and easy reward could include letting them pick the game for family game night.

A dashed rectangular box containing a chore chart template. It features a horizontal row of four dashed circles. Below the first circle is a solid dark blue circle with a white upward-pointing arrow. Above the fourth circle is a solid dark blue circle with a white five-pointed star. The entire chart is enclosed in a dashed border.

A second dashed rectangular box containing an identical chore chart template to the one above. It features a horizontal row of four dashed circles. Below the first circle is a solid dark blue circle with a white upward-pointing arrow. Above the fourth circle is a solid dark blue circle with a white five-pointed star. The entire chart is enclosed in a dashed border.

CLEANING CARDS

- 1) Print this page & cut out the cards.
- 2) Use them as directed for activity 1, 2, and 3 and also individually to teach your little one about different household chores.



Vacuum



Sweep floors



Fold laundry




Clean counters



Empty dishwasher



Help make lunch



Get mail



Rake leaves



Help in the garden




Set the table



Empty trash cans



Water plants



Make your bed




Clean a cupboard



Wash the car



Replace empty toilet paper



Make a snack



Dust the shelves




Wipe the table



Change your sheets



Feed your pet



Load the dishwasher



Arrange your toy shelf



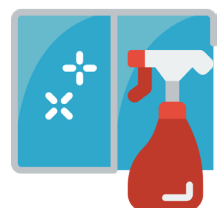
Clean out the fridge



Pull weeds



Put away groceries



Clean windows