

PharmLabs San Diego Certificate of Analysis

3421 Hancock St, Second Floor, San Diego, CA 92110 | License: C8-000098-LIC  
 ISO/IEC 17025:2017 Acc. L17-427-1 #85368



Sample **KTFO - THC-A - Mango OG**

Sample ID	SD240207-018 (90693)	Matrix	Concentrate (Inhalable Cannabis Good)
Tested for	LITTO		
Sampled	-	Received	Feb 06, 2024
Analyses executed	CANX, RES, MIBIG, MTO, PES, HME, FVI	Reported	Feb 12, 2024

**CANX - Cannabinoids Analysis**

Analyzed Feb 08, 2024 | Instrument HPLC-VWD | Method SOP-001  
 The expanded Uncertainty of the Cannabinoid analysis is approximately  $\pm 8.06\%$  at the 95% Confidence Level

Analyte	LOD mg/g	LOQ mg/g	Result %	Result mg/g	Sample photography
11-Hydroxy- $\Delta^8$ -Tetrahydrocannabinol (11-Hyd- $\Delta^8$ -THCV)	0.013	0.041	ND	ND	
Cannabidiol (CBD)	0.002	0.007	ND	ND	
Abnormal Cannabidiol (a-CBD)	0.01	0.031	ND	ND	
(+/-)-9B-Hydroxy-Hexahydrocannabinol (9b-HHC)	0.012	0.036	ND	ND	
11-Hydroxy- $\Delta^8$ -Tetrahydrocannabinol (11-Hyd- $\Delta^8$ -THC)	0.007	0.021	ND	ND	
Cannabidiolic Acid (CBDA)	0.001	0.16	ND	ND	
Cannabigerol Acid (CBGA)	0.001	0.16	ND	ND	
Cannabigerol (CBG)	0.001	0.16	ND	ND	
Cannabidiol (CBD)	0.001	0.16	ND	ND	
1(S)-THD (s-THD)	0.013	0.041	ND	ND	
1(R)-THD (r-THD)	0.025	0.075	ND	ND	
Tetrahydrocannabinol (THCV)	0.001	0.16	ND	ND	
$\Delta^8$ -tetrahydrocannabinol ( $\Delta^8$ -THCV)	0.021	0.064	ND	ND	
Cannabidiol (CBDH)	0.005	0.16	ND	ND	
Tetrahydrocannabinol ( $\Delta^9$ -THCB)	0.013	0.038	ND	ND	
Cannabinol (CBN)	0.001	0.16	2.42	24.24	
Cannabidiophorol (CBDP)	0.015	0.047	ND	ND	
exo-THC (exo-THC)	0.005	0.16	ND	ND	
Tetrahydrocannabinol ( $\Delta^9$ -THC)	0.003	0.16	0.29	2.86	
$\Delta^8$ -tetrahydrocannabinol ( $\Delta^8$ -THC)	0.004	0.16	75.47	754.66	
(6aR,9S)- $\Delta^{10}$ -Tetrahydrocannabinol ((6aR,9S)- $\Delta^{10}$ )	0.015	0.16	ND	ND	
Hexahydrocannabinol (S Isomer) (9s-HHC)	0.017	0.16	ND	ND	
(6aR,9R)- $\Delta^{10}$ -Tetrahydrocannabinol ((6aR,9R)- $\Delta^{10}$ )	0.007	0.16	ND	ND	
Hexahydrocannabinol (R Isomer) (9r-HHC)	0.016	0.16	ND	ND	
Tetrahydrocannabinolic Acid (THCA)	0.001	0.16	12.46	124.57	
$\Delta^9$ -Tetrahydrocannabinol ( $\Delta^9$ -THCH)	0.024	0.071	ND	ND	
Cannabinol Acetate (CBNO)	0.014	0.043	ND	ND	
$\Delta^9$ -Tetrahydrocannabinol ( $\Delta^9$ -THCP)	0.017	0.16	ND	ND	
$\Delta^8$ -Tetrahydrocannabinol ( $\Delta^8$ -THCP)	0.041	0.16	ND	ND	
Cannabicitran (CBT)	0.005	0.16	ND	ND	
$\Delta^8$ -THC-O-acetate ( $\Delta^8$ -THCO)	0.076	0.16	ND	ND	
9(S)-HHC (s-HHCP)	0.031	0.094	ND	ND	
$\Delta^9$ -THC-O-acetate ( $\Delta^9$ -THCO)	0.066	0.16	ND	ND	
9(R)-HHC (r-HHCP)	0.026	0.079	ND	ND	
9(S)-HHC-O-acetate (s-HHCO)	0.005	0.16	ND	ND	
9(R)-HHC-O-acetate (r-HHCO)	0.008	0.025	ND	ND	
3-octyl- $\Delta^8$ -Tetrahydrocannabinol ( $\Delta^8$ -THC-C8)	0.067	0.204	ND	ND	
<b>Total THC ( THCa * 0.877 + <math>\Delta^9</math>THC )</b>			<b>11.21</b>	<b>112.11</b>	
<b>Total THC + <math>\Delta^8</math>THC + <math>\Delta^{10}</math>THC ( THCa * 0.877 + <math>\Delta^9</math>THC + <math>\Delta^8</math>THC + <math>\Delta^{10}</math>THC )</b>			<b>86.68</b>	<b>866.77</b>	
<b>Total CBD ( CBDA * 0.877 + CBD )</b>			<b>ND</b>	<b>ND</b>	
<b>Total CBG ( CBGA * 0.877 + CBG )</b>			<b>ND</b>	<b>ND</b>	
<b>Total HHC ( 9r-HHC + 9s-HHC )</b>			<b>ND</b>	<b>ND</b>	
<b>Total Cannabinoids Analyzed</b>			<b>89.10</b>	<b>891.01</b>	

**HME - Heavy Metals Analysis**

Analyzed Feb 09, 2024 | Instrument ICP/MSMS | Method SOP-005


Analyte	LOD ug/g	LOQ ug/g	Result ug/g	Limit ug/g
Arsenic (As)	0.0009	0.0027	0.00	1.5
Cadmium (Cd)	0.0005	0.0015	ND	0.5
Mercury (Hg)	0.0058	0.0174	0.00	3
Lead (Pb)	0.0006	0.0018	ND	0.5
Nickel (Ni)	6.0e-05	0.0002	NT	

**MIBIG - Microbial Analysis**

Analyzed Feb 12, 2024 | Instrument qPCR and/or Plating | Method SOP-007

Analyte	LOD	LOQ	Result CFU/g	Limit	Analyte	LOD	LOQ	Result CFU/g	Limit
Shiga toxin-producing Escherichia Coli			ND	ND per 1 gram	Salmonella spp.			ND	ND per 1 gram
Aspergillus fumigatus			ND	ND per 1 gram	Aspergillus flavus			ND	ND per 1 gram
Aspergillus niger			ND	ND per 1 gram	Aspergillus terreus			ND	ND per 1 gram

UJ Unidentified  
 ND Not Detected  
 N/A Not Applicable  
 NT Not Reported  
 LOD Limit of Detection  
 LOQ Limit of Quantification  
 <LOQ Detected  
 >ULOL Above upper limit of linearity  
 CFU/g Colony Forming Units per 1 gram  
 TNTC Too Numerous to Count



Scan the QR code to verify authenticity.

Authorized Signature

*Brandon Starr*

Brandon Starr, Lab Manager  
 Mon, 12 Feb 2024 15:21:14 -0800

PharmLabs San Diego | 3421 Hancock St, Second Floor, San Diego, CA 92110 | 619.356.0898 | ISO/IEC 17025:2017 Acc. L17-427-1

\*This report shall not be reproduced except in full, without the written approval of the lab. This report is for informational purposes only and should not be used to diagnose, treat or prevent any disease. Results are only for samples and batches indicated. Results are reported on an "as received" basis, unless indicated otherwise. When a Pass/Fail status is reported, that status is intended to be in accordance with federal, state and local laws which are required for the customer to be in compliance. The measurement of uncertainty is not included in the Pass/Fail evaluation unless explicitly required by federal, state or local laws and has been reported on the certificate of analysis. Measurement of uncertainty is available upon request.




MTO - Mycotoxin Analysis

Analyzed Feb 10, 2024 | Instrument LC/MSMS | Method SOP-004

Analyte	LOD ug/kg	LOQ ug/kg	Result ug/kg (ppb)	Limit ug/kg	Analyte	LOD ug/kg	LOQ ug/kg	Result ug/kg (ppb)	Limit ug/kg
Ochratoxin A	5.0	20.0	ND	20	Aflatoxin B1	2.5	5.0	ND	-
Aflatoxin B2	2.5	5.0	ND	-	Aflatoxin G1	2.5	5.0	ND	-
Aflatoxin G2	2.5	5.0	ND	-	Total Aflatoxins	10.0	20.0	ND	20

UI Unidentified  
 ND Not Detected  
 N/A Not Applicable  
 NT Not Reported  
 LOD Limit of Detection  
 LOQ Limit of Quantification  
 <LOQ Detected  
 >ULOL Above upper limit of linearity  
 CFU/g Colony Forming Units per 1 gram  
 TNTC Too Numerous to Count



Scan the QR code to verify authenticity.

Authorized Signature

*Brandon Starr*

Brandon Starr, Lab Manager  
 Mon, 12 Feb 2024 15:21:14 -0800

PharmLabs San Diego | 3421 Hancock St, Second Floor, San Diego, CA 92110 | 619.356.0898 | ISO/IEC 17025:2017 Acc. L17-427-1

\*This report shall not be reproduced except in full, without the written approval of the lab. This report is for informational purposes only and should not be used to diagnose, treat or prevent any disease. Results are only for samples and batches indicated. Results are reported on an "as received" basis, unless indicated otherwise. When a Pass/Fail status is reported, that status is intended to be in accordance with federal, state and local laws which are required for the customer to be in compliance. The measurement of uncertainty is not included in the Pass/Fail evaluation unless explicitly required by federal, state or local laws and has been reported on the certificate of analysis. Measurement of uncertainty is available upon request.

PES - Pesticides Analysis

Analyzed Feb 10, 2024 | Instrument LC/MSMS GC/MSMS | Method SOP-003

Analyte	LOD ug/g	LOQ ug/g	Result ug/g	Limit ug/g	Analyte	LOD ug/g	LOQ ug/g	Result ug/g	Limit ug/g
Aldicarb	0.0078	0.02	ND	0.0078	Carbofuran	0.01	0.02	ND	0.01
Dimethoate	0.01	0.02	ND	0.01	Etofenprox	0.02	0.1	ND	0.02
Fenoxycarb	0.01	0.02	ND	0.01	Thiachloprid	0.01	0.02	ND	0.01
Daminozide	0.01	0.03	ND	0.01	Dichlorvos	0.02	0.07	ND	0.02
Imazalil	0.02	0.07	ND	0.02	Methiocarb	0.01	0.02	ND	0.01
Spiroxamine	0.01	0.02	ND	0.01	Coumaphos	0.01	0.02	ND	0.01
Fipronil	0.01	0.1	NT	0.01	Paclobotrazol	0.01	0.03	ND	0.01
Chlorpyrifos	0.01	0.04	ND	0.01	Ethoprophos (Prophos)	0.01	0.02	ND	0.01
Baygon (Propoxur)	0.01	0.02	ND	0.01	Chlordane	0.04	0.1	NT	0.04
Chlorfenapyr	0.03	0.1	NT	0.03	Methyl Parathion	0.02	0.1	NT	0.02
Mevinphos	0.03	0.08	ND	0.03	Abamectin	0.03	0.08	ND	0.1
Acephate	0.02	0.05	ND	0.1	Acetamidrid	0.01	0.05	ND	0.1
Azoxystrobin	0.01	0.02	ND	0.1	Bifenazate	0.01	0.05	ND	0.1
Bifenthrin	0.02	0.35	ND	3	Boscalid	0.01	0.03	ND	0.1
Carbaryl	0.01	0.02	ND	0.5	Chlorantraniliprole	0.01	0.04	ND	10
Clofentezine	0.01	0.03	ND	0.1	Diazinon	0.01	0.02	ND	0.1
Dimethomorph	0.02	0.06	ND	2	Etoxazole	0.01	0.05	ND	0.1
Fenpyroximate	0.02	0.1	ND	0.1	Flonicamid	0.01	0.02	ND	0.1
Fludioxonil	0.01	0.05	ND	0.1	Hexythiazox	0.01	0.03	ND	0.1
Imidacloprid	0.01	0.05	ND	5	Kresoxim-methylj	0.01	0.03	ND	0.1
Malathion	0.01	0.05	ND	0.5	Metalaxyl	0.01	0.02	ND	2
Methomyl	0.02	0.05	ND	1	Myclobutanil	0.02	0.07	ND	0.1
Naled	0.01	0.02	ND	0.1	Oxamyl	0.01	0.02	ND	0.5
Permethrin	0.01	0.02	ND	0.5	Phosmet	0.01	0.02	ND	0.1
Piperonyl Butoxide	0.02	0.06	ND	3	Propiconazole	0.03	0.08	ND	0.1
Prallethrin	0.02	0.05	ND	0.1	Pyrethrin	0.05	0.41	ND	0.5
Pyridaben	0.02	0.07	ND	0.1	Spinosad A	0.01	0.05	ND	0.1
Spinosad D	0.01	0.05	ND	0.1	Spiromesifen	0.02	0.06	ND	0.1
Spirotetramat	0.01	0.02	ND	0.1	Tebuconazole	0.01	0.02	ND	0.1
Thiamethoxam	0.01	0.02	ND	5	Trifloxystrobin	0.01	0.02	ND	0.1
Acequinocyl	0.02	0.09	ND	0.1	Captan	0.01	0.02	ND	0.7
Cypermethrin	0.02	0.1	NT	1	Cyfluthrin	0.04	0.1	NT	2
Fenhexamid	0.02	0.07	ND	0.1	Spinetoram J.L	0.02	0.07	ND	0.1
Pentachloronitrobenzene	0.01	0.1	NT	0.1					

RES - Residual Solvents Analysis

Analyzed Feb 09, 2024 | Instrument GC/FID with Headspace Analyzer | Method SOP-006


Analyte	LOD ug/g	LOQ ug/g	Result ug/g	Limit ug/g	Analyte	LOD ug/g	LOQ ug/g	Result ug/g	Limit ug/g
Propane (Prop)	0.4	40.0	ND		Butane (But)	0.4	40.0	ND	
Methanol (Metha)	0.4	40.0	ND		Ethylene Oxide (EthOx)	0.4	0.8	ND	
Pentane (Pen)	0.4	40.0	ND		Ethanol (Ethanol)	0.4	40.0	125.7	
Ethyl Ether (EthEt)	0.4	40.0	ND		Acetone (Acet)	0.4	40.0	ND	
Isopropanol (2-Pro)	0.4	40.0	ND		Acetonitrile (Acetonit)	0.4	40.0	ND	
Methylene Chloride (MetCh)	0.4	0.8	ND		Hexane (Hex)	0.4	40.0	ND	
Ethyl Acetate (EthAc)	0.4	40.0	ND		Chloroform (Clo)	0.4	0.8	ND	
Benzene (Ben)	0.4	0.8	ND		1-2-Dichloroethane (12-Dich)	0.4	0.8	ND	
Heptane (Hep)	0.4	40.0	ND		Trichloroethylene (TriClEtH)	0.4	0.8	ND	
Toluene (Toluene)	0.4	40.0	ND		Xylenes (Xyl)	0.4	40.0	ND	

FVI - Filth & Foreign Material Inspection Analysis

Analyzed Feb 09, 2024 | Instrument Microscope | Method SOP-010

Analyte / Limit	Result	Analyte / Limit	Result
> 1/4 of the total sample area covered by sand, soil, cinders, or dirt	ND	> 1/4 of the total sample area covered by mold	ND
> 1 insect fragment, 1 hair, or 1 count mammalian excreta per 3g	ND	> 1/4 of the total sample area covered by an imbedded foreign material	ND

UJ Unidentified  
 ND Not Detected  
 N/A Not Applicable  
 NT Not Reported  
 LOD Limit of Detection  
 LOQ Limit of Quantification  
 <LOQ Detected  
 >ULOL Above upper limit of linearity  
 CFU/g Colony Forming Units per 1 gram  
 TNTC Too Numerous to Count



Scan the QR code to verify authenticity.

Authorized Signature

*Brandon Starr*

Brandon Starr, Lab Manager  
 Mon, 12 Feb 2024 15:21:14 -0800

PharmLabs San Diego | 3421 Hancock St, Second Floor, San Diego, CA 92110 | 619.356.0898 | ISO/IEC 17025:2017 Acc. L17-427-1



\*This report shall not be reproduced except in full, without the written approval of the lab. This report is for informational purposes only and should not be used to diagnose, treat or prevent any disease. Results are only for samples and batches indicated. Results are reported on an "as received" basis, unless indicated otherwise. When a Pass/Fail status is reported, that status is intended to be in accordance with federal, state and local laws which are required for the customer to be in compliance. The measurement of uncertainty is not included in the Pass/Fail evaluation unless explicitly required by federal, state or local laws and has been reported on the certificate of analysis. Measurement of uncertainty is available upon request.