

The Essentials (page 205)
Landscape Lighting (page 219)

Price list 2024 USA Design to Last (page 6)



SNOC Inc.
17200 Centrale, St-Hyacinthe
Quebec, Canada J2T 4J7

Phone: 1-450-774-5238
Toll Free: 1-800-461-7662
Fax: 1-450-774-1954

Email: info@snoc.net
Web site: www.snocinc.com



Printed in Canada

SUMMARY OF CONDITIONS

MISSION STATEMENT

SNOC is a manufacturer of outdoor luminaires and accessories that distinctly stands out for its commitment to designing and fabricating high-quality products that are tailored to meet customers' demands and for its exceptional and personalized service. Taking advantage of its expertise and autonomy of fabrication, SNOC plays an active role in the outdoor lighting industry and it strives to remain a visionary and innovative leader.

TERMS AND CONDITIONS

Terms are NET 30 days. Date of invoice shall be date of shipment. We reserve the right to invoice all orders at prices in effect at time of shipment unless a written quotation stipulates otherwise.

Prices, terms, conditions and specifications are subject to change without notice.

FREIGHT AND HANDLING

USA: freight prepaid and allowed on order of 1,000.00\$ or more. For order below minimum, freight charge is based on total value of the order, with a minimum charge of **58.00\$**. For Central & Western USA, freight is **10%**

RETURNS

No return product will be accepted without a written authorization from our customer service. Returns must be forwarded to us prepaid in original cartons, and restocking charge will apply.

CLAIMS

Any claims for missing or damaged goods must be filed directly with the carrier. We offer our cooperation to assist in collecting such claims when possible.

ORDERS

Orders must be sent to us **by email: order@snoc.net or by fax: 1-450-774-1954** and cannot be cancelled once production is started.

MINIMUM ORDERS

Each order must be minimum \$100.00 before taxes. Order add-ons will be accepted on the same day or the following.

WARRANTY STATEMENT

Lifetime warranty on aluminum components of our products, on stainless house number signs (plate only), and on LED boards.

10 years warranty on RK type landscape lighting transformers with interchangeable timer.

5 years warranty against paint peeling, and on LED drivers .

2 years warranty on transformers included in our landscape lighting kits, on timers included with landscape lighting transformers, on photocells, on Metal halide, High pressure sodium and Compact fluorescent ballasts, and against defects on house number ceramics.

1 year warranty on steel products.

Are not covered replacement of defective parts that are non-aluminum parts such as sockets, bulbs, bolts, screws, nuts, brass parts and accessories.

SNOC warranty does not apply to damages caused by negligence, improper use, product modification (such as pole drilling or cutting, etc.), accident or damages caused by fire, flood, acts of God or other casualties beyond the control of Snoc Inc.

SNOC warranty does not cover any labor costs incurred on removal or reinstallation of product.

.

SNOC warranty does not apply to poles that are not installed with anchor bolts supplied by SNOC.

CATALOG "KEY" PAGE

Please verify in our catalog to be certain that all necessary information for each product is on your order form

An underscore (example) in the catalog number in the price list means additional information is needed to order the product.

GLASS CODES (Designed to Last)	
AC:	Amber cathedral
CB:	Clear Beveled
CF:	Frosted globe for 142-242-342
CH:	Clear Hammered
CK:	Crackle
CP:	Clear glass
CR:	Clear acrylic
CS:	Clear Seeded
DP:	Clear Polycarbonate
FG:	Frosted Globe
GB:	Ice pattern Beveled glass
GC:	Ice pattern
HA:	Etched for 215
HE:	Reversed etched for 215
MC:	Clear Morocco
MW:	Marbleized White
MY:	Marbleized Honey
NG:	No glass or globe
SA:	Sandblasted
SB:	Sandblasted, clear beveled edge
SF:	Snow Flake
SV:	Scavo globe for 102-202
TA:	Tiffany prism
TB:	Tiffany diamond
TC:	Tiffany arc
TD:	Tiffany oval
TF:	Tiffany for 238
TH:	Tiffany for 278-378
TI:	Tiffany for 108-308
WG:	Opal White Glass
WP:	White Polycarbonate
WR:	White Acrylic

LED			
	LUMEN	voltage	COLOR KELVIN (K)
Landscape			
LD2	80	12V	3000K
LD3	225	12V	3000K
LD4	425	12V	3000K
LD8	600	12/120V	3000K
LD10	750/1150	12/120V	3000K
LD20	1500/1900	12/120V	3000K
The Essentials			
LD	690	120V	3000K
Designed to Last			
LD7C	690	120V	3000K
LD8C	600	120V	3000K
LD10C	1000	120V	3000K
LD12C	1000	120V	3000K
LD14C	2 X 690	120V	3000K
LD20C	2000	120V	3000K
LD40C	2 x 2000	120V	3000K

18 Series UP and DOWN			
LD8C	600	120V	3000K
LD10C	750	120V	3000K
LD16C	2 X 690	120V	3000K
LD20C	2 X 750	120V	3000K
LD20C	1500	120V	3000K
LD40C	2 X 1500	120V	3000K

FINSH CODES (Designed to Last) (Landscape Lighting)	
SOLID FINISHES:	
01:	Black
03:	White
06:	Terracotta
09:	Brown
10:	Anthracite
20:	Victorian Bronze
21:	Pewter
27:	Oak Copper
29:	Graphite
39:	Brown Leather
40:	Copper Bronze
49:	Olive
50:	Hudson Blue
51:	Pomegranate Red
52:	Pebbles
53:	Saffron Yellow
54:	Linen
ANTIQUE FINISHES:	
04:	Antique Bronze
05:	Verde Green
07:	Antique Silver
08:	Antique Copper
46:	Verde Copper
47:	Rustic Bronze
48:	Granite
BELLISSIMA FINISHES:	
30:	Copper Patina
31:	Red Clay
32:	Sienna
33:	Aspen Jade
34:	Burnt Coral
THE ESSENTIALS:	
4:	Antique Bronze
5:	Verde Green
7:	Antique Silver
8:	Antique Copper
BK:	Black
CB:	Copper Bronze
TC:	Terracotta
WH:	White

LANDSCAPE CODES	
CK:	Timer
HG:	Halogen, lamp included
LC:	Line voltage, with cable and plug
LH:	Line voltage (120 volts)
LV:	Low voltage, lamp included (12 volts)
MH:	Metal Halide
PL:	Fluorescent lamp
PR:	Fixed photocell
RK:	Interchangeable timer
ST:	Brushed stainless steel

Conversion table from old product codes to new ones

Please note that poles, accessories, cylinders, mailboxes and house number signs are not affected by this change, except models listed below.

old #	new #	old #	new #	old #	new #	old #	new #	old #	new #	old #	new #
1171	1771	3314	13314	4221	14225	4850	14850	6250	24255	7224	34224
1172	1772	3315	13315	4224	14224	4855	14855	6283	24283	7230	34230
1920	11927	3330	13330	4230	14230	4920	14920	6287	24287	7240	34240
1922	11924	3340	13340	4240	14240	4921	14925	6311	23311	7250	34255
1930	11930	3350	13350	4250	14255	4923	14998	6314	23314	7283	34283
1932	11932	3355	13355	4283	14283	4924	14924	6315	23315	7287	34287
2020	12076	3420	23224	4287	14287	4926	14926	6330	23330	7320	34327
2021	12077	3421	23220	4320	14327	4930	14930	6340	23340	7330	34330
2030	12030	3422	23227	4330	14330	4940	14940	6350	23350	7340	34340
2031	12031	3423	23217	4340	14340	4950	14955	6355	23355	7350	34350
2032	12032	3430	23230	4350	14350	5020	15020	6420	24420	7420	34420
2033	12033	3440	23240	4420	14420	5024	15024	6421	24421	7421	34421
2034	12034	3450	23255	4421	14421	5027	15027	6424	24424	7424	34424
2121	12176	3511	13511	4424	14424	5030	15030	6430	24430	7430	34430
2132	12132	3514	13514	4430	14430	5040	15040	6440	24440	7440	34440
2220	12421	3515	13515	4440	14440	5050	15050	6450	24450	7450	34450
2224	12321	3521	13521	4450	14450	5120	15120	6511	33511	7920	25424
2226	12299	3523	13593	4511	23511	5124	15124	6514	33514	7921	25425
2250	12250	3524	13524	4514	23514	5127	15127	6515	33515	7930	25430
2255	12350	3525	13525	4515	23515	5130	15130	6521	33521	7940	25440
2320	22421	3527	13597	4521	23521	5140	15140	6523	33593	7950	25455
2324	22321	3528	13598	4523	23593	5150	15150	6524	33524	8020	25020
2326	22299	3530	13530	4524	23524	5220	15220	6525	33525	8024	25024
2350	22250	3540	13540	4525	23525	5224	15224	6527	33597	8027	25027
2355	22350	3550	13550	4527	23597	5227	15227	6528	33598	8030	25030
2623	12623	3555	13555	4528	23598	5230	15230	6530	33530	8040	25040
2625	1713	3620	13627	4530	23530	5240	15240	6540	33540	8050	25050
2627	12627	3621	13617	4540	23540	5250	15250	6550	33550	8120	25120
2628	12628	3623	13698	4550	23550	5320	24327	6555	33555	8124	25124
2629	12629	3630	13630	4555	23555	5330	24330	6720	23720	8127	25127
2633	22623	3640	13640	4621	23625	5340	24340	6721	23725	8130	25130
2871	23270	3650	13655	4622	23620	5350	24350	6723	23798	8140	25140
2872	25470	3720	13720	4623	23698	5420	15424	6724	23724	8150	25150
3020	13024	3721	13725	4624	23624	5421	15425	6730	23730	8220	25220
3023	13093	3723	13798	4630	23630	5430	15430	6740	23740	8224	25224
3026	13096	3724	13724	4640	23640	5440	15440	6750	23755	8227	25227
3027	13097	3730	13730	4650	23655	5450	15455	6820	24820	8230	25230
3029	13099	3740	13740	4720	33720	5820	34820	6821	24821	8240	25240
3030	13030	3750	13755	4721	33725	5821	34821	6822	24822	8250	25250
3050	13050	3821	23821	4723	33798	5822	34822	6823	24893	8311	33311
3120	13120	3824	23824	4724	33724	5823	34893	6824	24824	8314	33314
3121	13121	3825	23825	4730	33730	5824	34824	6825	24825	8315	33315
3123	13193	3830	23830	4740	33740	5825	34825	6828	24898	8330	33330
3124	13124	3840	23840	4750	33755	5828	34898	6830	24830	8340	33340
3127	13197	3850	23850	4770	33775	5830	34830	6840	24840	8350	33350
3130	13130	3920	13921	4820	14820	5840	34840	6850	24850	8355	33355
3140	13140	4120	23120	4821	14821	5850	34850	6855	24855	8820	18864
3150	13150	4121	23121	4822	14822	5855	34855	6920	16920	8824	18865
3220	13227	4123	23193	4823	14893	5870	34870	6924	16924	8826	18826
3221	13217	4124	23124	4824	14824	5920	23921	6927	16927	8830	18830
3230	13230	4127	23197	4825	14825	6221	24225	6930	16930	8840	18840
3240	13240	4130	23130	4828	14898	6224	24224	6940	16940	8850	18850
3250	13255	4140	23140	4830	14830	6230	24230	6950	16955	8870	18870
3311	13311	4150	23150	4840	14840	6240	24240	7221	34225	8920	26920

Conversion table from old product codes to new ones

Please note that poles, accessories, cylinders, mailboxes and house number signs are not affected by this change, except models listed below.

old #	new #	old #	new #	old #	new #	old #	new #	old #	new #	old #	new #
8924	26924	10325	10388	20229	20299	21430	no change	31412	no change		
8927	26927	10327	10397	20230	no change	21440	no change	31413	no change		
8930	26930	10328	10398	20240	no change	21455	no change	31416	31418		
8940	26940	10330	no change	20255	no change	21457	no change	31430	no change		
8950	26955	10340	no change	20284	no change	21482	no change	31440	no change		
9020	23024	10350	no change	20285	no change	21486	no change	31455	no change		
9023	23093	10355	no change	20421	20491	27820	27864	31457	no change		
9026	23096	10520	10567	20424	20494	27824	27865	31482	no change		
9027	23097	10524	10568	20425	20495	27830	no change	31486	no change		
9029	23099	10530	no change	20430	no change	27840	no change	37820	37864		
9030	23030	10540	no change	20440	no change	27850	no change	37824	37865		
9050	23050	10550	no change	20450	no change	30321	30382	37830	no change		
9120	35020	10620	10667	20455	no change	30323	30393	37840	no change		
9124	35024	10624	10668	20520	20567	30324	30386	37850	no change		
9127	35027	10630	no change	20524	20568	30325	30388	41230	no change		
9130	35030	10640	no change	20530	no change	30327	30397	41430	no change		
9140	35040	10650	no change	20540	no change	30328	30398	81383	21561		
9150	35050	10720	no change	20550	no change	30330	no change	81384	21562		
9220	35120	10730	no change	20620	20667	30340	no change	81385	21550		
9224	35124	10920	no change	20624	20668	30350	no change	81386	21530		
9227	35127	10930	no change	20630	no change	30355	no change	81396	21570		
9230	35130	11120	no change	20640	no change	30421	30491	81417	21563		
9240	35140	11130	no change	20650	no change	30424	30494	81418	21560		
9250	35150	11131	no change	20720	no change	30425	30495	81419	21555		
9320	35220	11220	no change	20730	no change	30430	no change	BELLISSIMA			
9324	35224	11224	no change	20820	20813	30440	no change	227	10127		
9327	35227	11227	no change	20821	20816	30450	no change	120	20124		
9330	35230	11230	no change	20824	20812	30455	no change	121	20121		
9340	35240	11240	no change	20825	20818	30820	30813	127	20127		
9350	35250	11250	no change	20830	no change	30821	30816	130	20130		
9820	28864	11256	no change	20840	no change	30824	30812	140	20140		
9824	28865	11282	no change	20850	no change	30825	30818	150	20150		
9826	28826	11286	no change	20855	no change	30830	no change				
9830	28830	11312	no change	21220	no change	30840	no change				
9840	28840	11313	no change	21224	no change	30850	no change				
9850	28850	11316	no change	21227	no change	30855	no change				
9920	36920	11330	no change	21230	no change	31220	no change				
9924	36924	11340	no change	21240	no change	31224	no change				
9927	36927	11350	no change	21250	no change	31227	no change				
9930	36930	11356	no change	21256	no change	31230	no change				
9940	36940	11382	no change	21282	no change	31240	no change				
9950	36955	11386	no change	21286	no change	31250	no change				
10224	no change	11412	no change	21312	no change	31256	no change				
10225	no change	11413	no change	21313	no change	31282	no change				
10226	10296	11416	11418	21316	no change	31286	no change				
10229	10299	11430	no change	21330	no change	31312	no change				
10230	no change	11440	no change	21340	no change	31313	no change				
10240	no change	11455	no change	21350	no change	31316	no change				
10255	no change	11457	no change	21356	no change	31330	no change				
10284	no change	11482	no change	21382	no change	31340	no change				
10285	no change	11486	no change	21386	no change	31350	no change				
10321	10382	20224	no change	21412	no change	31356	no change				
10323	10393	20225	no change	21413	no change	31382	no change				
10324	10386	20226	20296	21416	21418	31386	no change				





POLES / ACCESSORIES

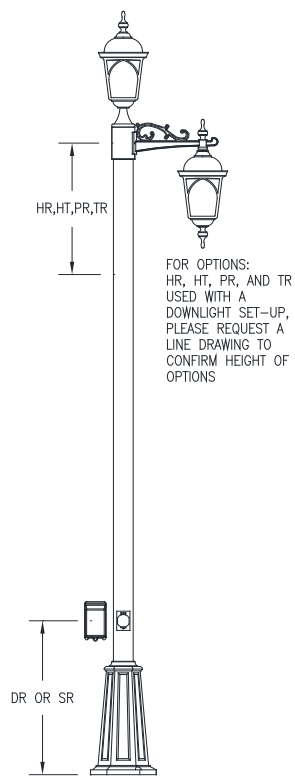
Catalog number example



Extra charge for pole cutting and options special height

Cutting charge : 40 \$
For special height, ADD to the option price : 60 \$

Poles		Base price adder				Options height								
		PRICE FINISHES	ADDER FINISHES	Options						DR/SR	HT	HR/PR	TR	
		01, 03, 06, 09, 10, 20, 21, 27, 29, 39, 40, 49, 50, 51, 52, 53, 54	04, 05, 07, 08, 46, 47, 48	DR : Double receptacle extra duty (GFCI)	131 \$									
				HR : Hole for photocell	35 \$									
				HT : Hole for house numbers	35 \$									
				PR : Hole AND photocell	57 \$									
				SR : Single receptacle	64 \$									
				TR : Crossbar	52 \$									
	Model/Description			Note: for direct burial poles used with collars 1160 or 1170, please add the letter "C" after the pole number. For example: 1010C-01										
	1010 _ 3" A 82" round direct burial	77 \$	29 \$			54"	9"	11.5"	9"					
	1012 _ 3" A 96" round direct burial	212 \$	29 \$			54"	9"	11.5"	9"					
	1015 _ 3" A 120" round direct burial	PRICE UPON REQUEST				54"	20"	11.5"	9"					
	1017 _ 3" A 82" 12 sided direct burial	126 \$	29 \$			54"	9"	11.5"	9"					
	1018 _ 3" A 96" 12 sided direct burial	313 \$	29 \$			54"	9"	11.5"	9"					
	1019 _ 3" A 120" 12 sided direct burial	PRICE UPON REQUEST				54"	20"	11.5"	9"					
	1020 _ 3" square A 36", welded base (bolts)	149 \$	29 \$			24"	9"	6"	9"					
	1020 _ 1A (1 drilling at 90 degrees)	183 \$	29 \$			24"	9"	6"	9"					
	1020 _ 2A (2 drillings at 180 degrees)	203 \$	29 \$			24"	9"	6"	9"					
	1021 _ 3" square A 48"; welded base (bolts)	200 \$	29 \$			32"	9"	11.5"	9"					
	1021 _ 1A (1 drilling at 90 degrees)	234 \$	29 \$			32"	9"	11.5"	9"					
	1021 _ 2A (2 drillings at 180 degrees)	254 \$	29 \$			32"	9"	11.5"	9"					
	1022 _ 3" square A 60", welded base (bolts)	223 \$	29 \$			32"	9"	11.5"	9"					
	1022 _ 1A (1 drilling at 90 degrees)	257 \$	29 \$			32"	9"	11.5"	9"					
	1022 _ 2A (2 drilling at 180 degrees)	277 \$	29 \$			32"	9"	11.5"	9"					
	1023 _ 3" square A 72", welded base (bolts)	256 \$	29 \$			32"	9"	11.5"	9"					
	1023 _ 1A (1 drilling at 90 degrees)	290 \$	29 \$			32"	9"	11.5"	9"					
	1023 _ 2A (2 drillings at 180 degrees)	310 \$	29 \$			32"	9"	11.5"	9"					
	1024 _ 3" square A 84", welded base (bolts)	285 \$	29 \$			32"	9"	11.5"	9"					
	1024 _ 1A (1 drilling at 90 degrees)	319 \$	29 \$			32"	9"	11.5"	9"					
	1024 _ 2A (2 drillings at 180 degrees)	339 \$	29 \$			32"	9"	11.5"	9"					
	1026 _ 3" A 72" 12 sided; welded base (bolts)	669 \$	80 \$			32"	9"	11.5"	9"					
	1027 _ 3" A 84" 12 sided; welded base (bolts)	688 \$	80 \$			32"	9"	11.5"	9"					














POLES / ACCESSORIES (continued)

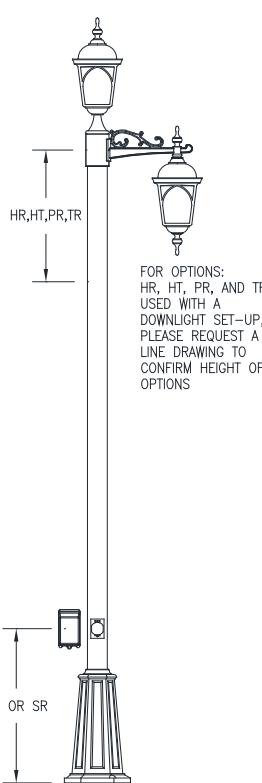
Catalog number example



Extra charge for pole cutting and options special height

Cutting charge : 40 \$
 For special height, ADD to the option price : 60 \$

Poles		Base price adder						
Model/Description	PRICE FINISHES	ADDER FINISHES	Options		Options height			
	01, 03, 06, 09, 10, 20, 21, 27, 29, 39, 40, 49, 50, 51, 52, 53, 54	04, 05, 07, 08, 46, 47, 48	DR : Double receptacle extra duty (GFCI)	131 \$	DR/SR	HT	HR/PR	TR
 1029 _ 3" A 108" 12 sided; welded base (bolts)	PRICE UPON REQUEST				32"	30"	11.5"	9"
 1030 _ 3" A 120" 12 sided; welded base (bolts)	PRICE UPON REQUEST				32"	42"	11.5"	9"
 1031 _ 3" A 72" round; welded base (bolts)	644 \$	80 \$			32"	9"	11.5"	9"
 1032 _ 3" A 84" round; welded base (bolts)	660 \$	80 \$			32"	9"	11.5"	9"
 1033 _ 3" A 108" round; welded base (bolts)	PRICE UPON REQUEST				32"	30"	11.5"	9"
 1034 _ 3" A 120" round; welded base (bolts)	PRICE UPON REQUEST				32"	42"	11.5"	9"
 1036 _ 3" A 66" 12 sided; welded base (bolts)	347 \$	43 \$			18"	9"	11.5"	9"
 1037 _ 3" A 80" 12 sided; welded base (bolts)	381 \$	43 \$			18"	9"	11.5"	9"
 1039 _ 3" A 100" 12 sided; welded base (bolts)	525 \$	43 \$			18"	22"	11.5"	9"
 1040 _ 3" A 66" round; welded base (bolts)	317 \$	43 \$			18"	9"	11.5"	9"
 1041 _ 3" A 80" round; welded base (bolts)	343 \$	43 \$			18"	9"	11.5"	9"
1042 _ 3" A 100" round; welded base (bolts)	491 \$	43 \$			18"	22"	11.5"	9"
1043 _ 3" A 84" 12 sided; welded base (wedges)	260 \$	29 \$			32"	9"	11.5"	9"
1044 _ 3" A 84" round; welded base (wedges)	228 \$	29 \$			32"	9"	11.5"	9"
1045 _ 3" A 96" 12 sided; welded base (bolts)	496 \$	43 \$			26"	18"	11.5"	9"
1046 _ 3" A 76" 12 sided; welded base (bolts)	269 \$	43 \$			24"	9"	11.5"	9"
1047 _ 3" S 84" round; welded base (bolts)	262 \$	29 \$			32"	9"	11.5"	9"








POLES / ACCESSORIES (continued)

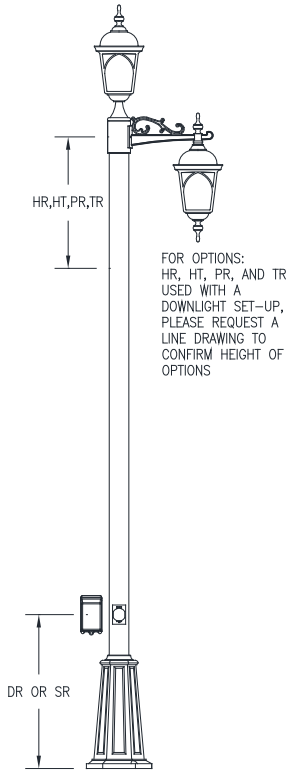
Catalog number example



Extra charge for pole cutting and options special height

Cutting charge : 40 \$
For special height, ADD to the option price : 60 \$

Poles		Base price adder				Options height									
		PRICE FINISHES	ADDER FINISHES	Options											
	Model/Description	01, 03, 06, 09, 10, 20, 21, 27, 29, 39, 40, 49, 50, 51, 52, 53, 54	04, 05, 07, 08, 46, 47, 48	DR : Double receptacle extra duty (GFCI)	131 \$	HR : Hole for photocell	35 \$	HT : Hole for house numbers	35 \$	PR : Hole AND photocell	57 \$	SR : Single receptacle	64 \$	TR : Crossbar	52 \$
	1048 _ 3" A 66" round; fluted bottom; welded base (bolts)	360 \$	43 \$												
	1049 _ 3" A 80" round; fluted bottom; welded base (bolts)	395 \$	43 \$												
	1050 _ 3" A 100" round; fluted bottom; welded base (bolts)	533 \$	43 \$												
	1051 _ 3" A 66", fluted, tapered, welded base (bolts)	467 \$	68 \$												
	1052 _ 3" A 84" fluted, tapered, welded base (bolts)	494 \$	68 \$												
	1055 _ 3" A 96" round; welded base (bolts)	418 \$	43 \$												
	1056 _ 3" A 76" round; welded base (bolts)	207 \$	43 \$												
	1057 _ 3" A 84" round; welded base (bolts)	240 \$	29 \$												
	1061 _ 3" A 12" 12 sided; welded base (wedges)	86 \$	29 \$												
	1062 _ 3" A 24" 12 sided; welded base (wedges)	116 \$	29 \$												
	1063 _ 3" A 36" 12 sided; welded base (wedges)	148 \$	29 \$												
	1064 _ 3" A 48" 12 sided; welded base (wedges)	194 \$	29 \$												
	1065 _ 3" A 60" 12 sided; welded base (wedges)	217 \$	29 \$												
	1066 _ 3" A 72" 12 sided; welded base (wedges)	248 \$	29 \$												
	1067 _ 3" A 84" 12 sided; welded base (bolts)	297 \$	43 \$												
	1068 _ 3" A 96" 12 sided; welded base (bolts)	459 \$	43 \$												
	1069 _ 3" A 120" 12 sided; welded base (bolts)	PRICE UPON REQUEST													





POLES / ACCESSORIES (continued)

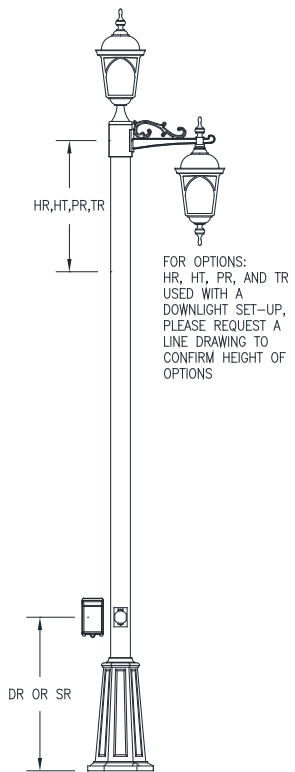
Catalog number example



Extra charge for pole cutting and options special height

Cutting charge : 40 \$
 For special height, ADD to the option price : 60 \$

Poles		Base price adder						
Model/Description	PRICE	ADDER	Options		Options height			
	FINISHES	FINISHES	DR : Double receptacle extra duty (GFCI)	HT : Hole for photocell	HT	HR/PR	TR	
	01, 03, 06, 09, 10, 20, 21, 27, 29, 39, 40, 49, 50, 51, 52, 53, 54	04, 05, 07, 08, 46, 47, 48	131 \$	35 \$				
			57 \$	64 \$				
			52 \$					
			Note: for direct burial poles used with collars 1160 or 1170, please add the letter "C" after the pole number. For example: 1080C-01					
	1071 _ 3" A 12" round; welded base (wedges)	72 \$	29 \$		6"	n/d	3"	n/d
	1072 _ 3" A 24" round; welded base (wedges)	103 \$	29 \$		18"	n/d	3"	n/d
	1073 _ 3" A 36" round; welded base (wedges)	119 \$	29 \$		24"	9"	6"	9"
	1074 _ 3" S 48" round; welded base (wedges)	178 \$	29 \$		32"	9"	11.5"	9"
	1075 _ 3" S 60" round; welded base (wedges)	189 \$	29 \$		32"	9"	11.5"	9"
	1076 _ 3" S 72" round; welded base (wedges)	212 \$	29 \$		32"	9"	11.5"	9"
	1077 _ 3" S 84" round; welded base (wedges)	252 \$	29 \$		32"	9"	11.5"	9"
	1078 _ 3" S 96" round; welded base (bolts)	385 \$	29 \$		32"	9"	11.5"	9"
	1079 _ 3" S 120" round; welded base (bolts)	PRICE UPON REQUEST			32"	18"	11.5"	9"
	1080 _ 3" S 82" round direct burial	84 \$	29 \$		32"	42"	11.5"	9"
	1082 _ 3" S 96" round direct burial	214 \$	29 \$		54"	9"	11.5"	9"
	1083 _ 3" A 48" round; welded base (wedges)	160 \$	29 \$		54"	9"	11.5"	9"
	1084 _ 3" A 60" round; welded base (wedges)	178 \$	29 \$		32"	9"	11.5"	9"
	1085 _ 3" S 120" round direct burial	PRICE UPON REQUEST			32"	9"	11.5"	9"
	1086 _ 3" A 72" round; welded base (wedges)	205 \$	29 \$		54"	20"	11.5"	9"
	1087 _ 3" A 96" round; welded base (bolts)	388 \$	43 \$		32"	9"	11.5"	9"
	1088 _ 3" A 120" round; welded base (bolts)	PRICE UPON REQUEST			32"	18"	11.5"	9"
	1092 _ 3" A 66" tapered top; welded base (bolts)	444 \$	68 \$		32"	44"	11.5"	9"
	1094 _ 3" A 84" tapered top; welded base (bolts)	470 \$	68 \$		18"	n/d	5"	3.5"
					24"	n/d	5"	3.5"



ACCESSORIES










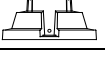
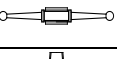










Catalog number example

1121-01

Model Finish

Accessories

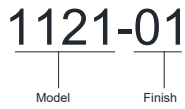
Adder

Model	Description	PRICE FINISHES	FINISHES
		01, 03, 06, 09, 10, 20, 21, 27, 29, 39, 40, 49, 50, 51, 52, 53, 54	04, 05, 07, 08, 46, 47, 48
 1121 _ Decorative cap for post		42 \$	14 \$
 1122 _ Decorative plant holder		137 \$	19 \$
 1131 _ 3" diameter decorative pedestal base for post head		42 \$	14 \$
 1132 _ Pedestal base with 3" square collar		53 \$	14 \$
 1150 Photocell		34 \$	
 1155 _ Polymer single receptacle, BLACK or WHITE only		55 \$	
 1155D _ Receptacle only (GFCI)		123 \$	14 \$
 1160 _ Collar for 3" diameter pole		43 \$	14 \$
 1168 _ 3" square base		42 \$	14 \$
 1170 _ Collar for 3" diameter pole		94 \$	14 \$
 1173 _ Decorative crossbar for 3" diameter pole		85 \$	19 \$
 1175 _ 8" pedestal base		76 \$	14 \$
 1176 _ Round base 1-5/8" diameter		35 \$	14 \$
 1177 _ Round base 1-1/8" diameter		35 \$	14 \$
 1178 _ Square pedestal 4-1/2"		34 \$	14 \$
 1179 _ Round pedestal 4-7/8" diameter		34 \$	14 \$
 1180 _ Intermediary base, top 3", bottom 2"		36 \$	14 \$
 1181 _ Round base 2" diameter		39 \$	14 \$
 1182 _ Round base 2-3/8" diameter		63 \$	14 \$
 1183 _ Round base 3" diameter		34 \$	14 \$
 1184 _ Round base 4" diameter		85 \$	14 \$

ACCESSORIES













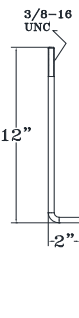


(continued)

Catalog number example



Accessories

Adder

Model	Description	PRICE FINISHES	FINISHES
		01, 03, 06, 09, 10, 20, 21, 27, 29, 39, 40, 49, 50, 51, 52, 53, 54	04, 05, 07, 08, 46, 47, 48
	1185 _ Square base 4" diameter	85 \$	14 \$
	1186 _ Octagonal pedestal 5"	73 \$	14 \$
	1187 _ 3" diameter decorative pedestal base for post head	33 \$	14 \$
	1188 _ Square pedestal 5-3/8"	39 \$	14 \$
	1189 _ Square base 3-1/2"	53 \$	14 \$
	1190 _ Base cover for 1036, 1037, 1039, 1040, 1041, 1042, 1048, 1049, 1050, 1051, 1052, 1092, 1094	87 \$	14 \$
	1191 _ Base cover for 1020, 1021, 1022,, 1023,, 1024	104 \$	14 \$
	1193 _ Base cover for 3" diameter pole	25 \$	14 \$
	1194 _ Decorative base cover for 3" diameter pole / 22" high	218 \$	43 \$
	1196 _ Base cover 7 1/4" x 4 1/2" for 1170 base and 3" diameter pole	40 \$	14 \$
	1197 _ Base cover for 3" diameter pole	149 \$	14 \$
	1198 _ Decorative base cover for 3" diameter pole / 28" high	406 \$	43 \$
	AB-144D4BK ou WH bolts and template 5-21/32" for: Tampa 11130, 11131	66 \$	
	AB-155D3 bolts and template 6" for: 1036, 1037, 1039, 1040, 1041, 1042, 1047, 1048, 1049, 1050, 1051, 1052, 1057, 1067, 1068, 1069, 1078, 1079, 1087, 1088, 1092, 1094, and Orlando 10930	45 \$	
	AB-200D3 bolts and template 8" for: 1026, 1027, 1029, 1030, 1031, 1032, 1033, 1034	45 \$	
	AB-200D4RES bolts and template 8" for: 1020, 1021, 1022, 1023, 1024	66 \$	
	AB-232D3 bolts and template 9" for: 1045, 1046, 1055, 1056	45 \$	
	ES-30 wedges 1/4" for: 1061, 1062, 1063, 1064, 1065, 1066, 1071, 1072, 1073, 1074, 1075, 1076, 1083, 1084, 1086	15 \$	
	ES-30-95 wedges 3/8" for: 1043, 1044, 1077	22 \$	

House numbers and metal digits (17)

Catalog number example

1711-1-ST-H6 or **1710-8-ST-H12**

Model Digit Finish Height

floating digits (with studs)

Model Digit Finish Height

digits to be glued (adhesive not supplied)

House numbers

ADDER FOR

ADDER FOR

NOTES

- 1) For special lettering please contact our customer service
- 2) Please note: for special lettering, digits and letters are stick-on, not baked in.

PRICE FOR FINISHES

01, 03, 06, 09, 10, 20, 21,
27, 29, 39, 40, 49, 50, 51,
52, 53, 54

Finishes

04, 05, 07, 08,
46, 47, 48

Options

Special lettering

1 or 2 lines: **50 \$**
3 lines: **75 \$**

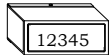
Model

Description

0 1	1710-__-H6 6" digit, stainless (ST) or painted, # 0 to # 9	20.60 \$	13 \$	
2 3	1710-__-H8 8" digit, stainless (ST) or painted, # 0 to # 9	27.35 \$	13 \$	
4 5	1710-__-H10 10" digit, stainless (ST) or painted, # 0 to # 9	31.85 \$	13 \$	
6 7	1710-__-H12 12" digit, stainless (ST) or painted, # 0 to # 9	35.90 \$	13 \$	
8 9	1711-__-H6 6" floating digit, stainless (ST) or painted, # 0 to # 9	21.60 \$	13 \$	
	1711-__-H8 8" floating digit, stainless (ST) or painted, # 0 to # 9	28.35 \$	13 \$	

Note: code 1710-6 and 1711-6 are used for both #6 & #9

1711-__-H10	10" floating digit, stainless (ST) or painted, # 0 to # 9	32.85 \$	13 \$	
1711-__-H12	12" floating digit, stainless (ST) or painted, # 0 to # 9	36.90 \$	13 \$	



1713 WR
Illuminated house number 120V, stick-on digits

1713 WR LD
Illuminated house number in LED, 2 watts 120V, stick-on digits

84 \$

18 \$

horizontal : 5 digits
vertical : 3 digits



1714
Illuminated house number 120V, baked digits

1714 LD
Illuminated house number in LED, 2 watts 120V, baked digits

262 \$

18 \$

horizontal
5 digits maximum



1715
Illuminated house number 120V, baked digits

1715 LD
Illuminated house number in LED, 2 watts 120V, baked digits

262 \$

18 \$

vertical
3 digits maximum



1716 LV
Illuminated house number, 12V, baked digits

1716 LV LD
Illuminated house number in LED, 2 watts, 12V, baked digits

262 \$

18 \$

horizontal
5 digits maximum



1717 LV
Illuminated house number, 12V, baked digits

1717 LV LD
Illuminated house number in LED, 2 watts, 12V, baked digits

262 \$

18 \$

vertical
3 digits maximum

300 \$

18 \$

vertical
3 digits maximum

House numbers (17)

(continued)

Catalog number example

1714-01

or

1736-01-LD

Model

Finish

Model

Finish

Option LED

House numbers

ADDER FOR

ADDER FOR

NOTES

- 1) For special lettering please contact our customer service
- 2) Please note: for special lettering, digits and letters at stick-on, not baked in.

PRICE FOR FINISHES

01, 03, 06, 09, 10, 20, 21,
27, 29, 39, 40, 49, 50, 51,
52, 53, 54

Finishes

04, 05, 07, 08,
46, 47, 48














Options

Special lettering

1 or 2 lines:	50 \$
3 lines:	75 \$

Model

Description

	1718 LD7C Illuminated plate in LED, 7W, 3000K, 120V (ST/PE), stick-on digits	216 \$	18 \$	horizontal 5 digits maximum
	1718 LV_ LD8C Illuminated plate in LED, 8W, 3000K, 12V (ST/PE), stick-on digits	216 \$	18 \$	horizontal 5 digits maximum
	1719 _ LD7C Illuminated plate in LED, 7W, 3000K, 120V (ceramic), baked digits	265 \$	18 \$	horizontal 5 digits maximum
	1719 LV_ LD8C Illuminated plate in LED, 8W, 3000K, 12V (ceramic), baked digits	265 \$	18 \$	horizontal 5 digits maximum
	1720 no frame, ceramic, baked digits	107 \$		horizontal 4 digits maximum
	1721 aluminum frame, ceramic, baked digits	169 \$	18 \$	horizontal 5 digits maximum
	1722 aluminum frame, ceramic, baked digits	177 \$	18 \$	horizontal : 5 digits vertical : 3 digits
	1723 aluminum frame, ceramic, baked digits	133 \$	18 \$	horizontal : 3 digits vertical : 2 digits
	1724 aluminum frame, ceramic, baked digits	177 \$	18 \$	horizontal : 5 digits vertical : 3 digits
	1725 no frame, ceramic, baked digits	84 \$		vertical 1 digit maximum
	1726 no frame, ceramic, baked digits	93 \$		horizontal : 3 digits vertical : 2 digits
	1727 aluminum frame, ceramic, baked digits	DISCONTINUED		horizontal : 6 digits vertical : 3 digits
	1728 aluminum frame, ceramic, baked digits	174 \$	18 \$	horizontal : 5 digits vertical : 3 digits
	1730 aluminum frame, ceramic, baked digits	174 \$	18 \$	horizontal : 5 digits vertical : 3 digits
	1731 aluminum frame, ceramic, baked digits	169 \$	18 \$	horizontal 5 digits maximum
	1732 aluminum frame, plate (ST/PE), stick-on digits	139 \$	18 \$	horizontal 5 digits maximum
	1733 aluminum frame, ceramic, baked digits	188 \$	18 \$	horizontal 5 digits maximum
	1734 house number for pole, ceramic, baked digits	299 \$	18 \$	horizontal 5 digits maximum
	1735 house number for pole, 2-sided, ceramic, baked digits	410 \$	18 \$	horizontal 5 digits maximum

House numbers (17)

(continued)

Catalog number example

1714-01

or

1736-01-LD

Model

Finish

Model

Finish

Option LED

House numbers

ADDER FOR

ADDER FOR

NOTES

- 1) For special lettering please contact our customer service
- 2) Please note: for special lettering, digits and letters at stick-on, not baked in.

PRICE FOR FINISHES

01, 03, 06, 09, 10, 20, 21,
27, 29, 39, 40, 49, 50, 51,
52, 53, 54

Finishes

04, 05, 07, 08,
46, 47, 48

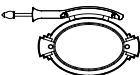




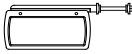


Options

Special lettering

1 or 2 lines: 50 \$
3 lines: 75 \$

Model

Description

	1736 house number for pole, ceramic, baked digits	323 \$	18 \$	horizontal 5 digits maximum
	1736 V house number for pole, 2-sided, ceramic, baked digits	466 \$	36 \$	horizontal 5 digits maximum
	1736 LD illuminated plate for pole in LED 2W 120V, ceramic, baked digits	382 \$	18 \$	horizontal 5 digits maximum
	1736 LD V illuminated plate for pole in LED 2W, 2-sided 120V, baked digits	584 \$	36 \$	horizontal 5 digits maximum
	1737 house number for pole, ceramic, baked digits	278 \$	18 \$	horizontal 3 digits maximum
	1737 V house number for pole, 2-sided, ceramic, baked digits	388 \$	36 \$	horizontal 3 digits maximum
	1737 LD illuminated plate for pole in LED 2W 120V, ceramic, baked digits	337 \$	18 \$	horizontal 3 digits maximum
	1737 LD V illuminated plate for pole in LED 2W, 2-sided 120V, baked digits	506 \$	36 \$	horizontal 3 digits maximum
	1738 house number for pole, ceramic, baked digits	323 \$	18 \$	horizontal 5 digits maximum
	1738 V house number for pole, 2-sided, ceramic, baked digits	466 \$	36 \$	horizontal 5 digits maximum
	1738 LD illuminated plate for pole in LED 2W 120V, ceramic, baked digits	382 \$	18 \$	horizontal 5 digits maximum
	1738 LD V illuminated plate for pole in LED 2W, 2-sided 120V, baked digits	584 \$	36 \$	horizontal 5 digits maximum
	1739 no frame, ceramic 8" x 16", baked digits	DISCONTINUED		horizontal : 6 digits vertical : 3 digits
	1740 no frame, stainless, stick-on digits	75 \$		horizontal 5 digits maximum
	1771 rectangular plate for pole, stick-on digits	63 \$	18 \$	horizontal 5 digits maximum
	1771 V rectangular plate for pole, 2-sided, stick-on digits	77 \$	18 \$	horizontal 5 digits maximum
	1771 ST rectangular plate for pole, stainless, stick-on digits	80 \$	18 \$	horizontal 5 digits maximum
	1771 STV rectangular plate for pole, stainless, 2-sided, stick-on digits	95 \$	18 \$	horizontal 5 digits maximum
	1772 oval plate for pole, stick-on digits	65 \$	18 \$	horizontal 5 digits maximum
	1772 V oval plate for pole, 2-sided, stick-on digits	82 \$	18 \$	horizontal 5 digits maximum



House numbers and Mailboxes (17)

(continued)

Catalog number example

1714-01 or 1736-01-LD

Model Finish
Model Finish Option LED




House numbers		ADDER FOR	ADDER FOR	
NOTES	PRICE FOR FINISHES	Finishes	Options	
1) For special lettering please contact our customer service 2) Please note: for special lettering, digits and letters at stick-on, not baked in.	01, 03, 06, 09, 10, 20, 21, 27, 29, 39, 40, 49, 50, 51, 52, 53, 54	04, 05, 07, 08, 46, 47, 48	Special lettering	
			1 or 2 lines: 50 \$ 3 lines: 75 \$	
Model	Description			
	1773 house number for pole, ceramic, baked digits	361 \$	18 \$	horizontal 5 digits maximum
	1773 V house number for pole, 2-sided, ceramic, baked digits	512 \$	36 \$	horizontal 5 digits maximum
	1774 house number for pole, stainless, stick-on digits	312 \$	18 \$	horizontal 5 digits maximum
	1774 V house number for pole, 2-sided, stainless, stick-on digits	416 \$	36 \$	horizontal 5 digits maximum
	1775 LD illuminated plate for pole in LED, 120V, ceramic, baked digits	420 \$	18 \$	horizontal 5 digits maximum
	1775 LD V illuminated plate for pole in LED, 2-sided 120V, ceramic, baked digits	630 \$	36 \$	horizontal 5 digits maximum
	1776 LD illuminated plate for pole in LED, 120V, stainless, stick-on digits		18 \$	horizontal 5 digits maximum
	1776 LD V illuminated plate for pole in LED, 2-sided 120V, stainless, stick-on digits		36 \$	horizontal 5 digits maximum

Mailboxes (17)

Catalog number example

1791-01 or 1760-M144-01

Model Finish
Model Option Finish

Mailboxes		ADDER FOR	ADDER FOR		
Model	Description	PRICE FOR FINISHES	Finishes	Options	
		01, 03, 06, 09, 10, 20, 21, 27, 29, 39, 40, 49, 50, 51, 52, 53, 54	04, 05, 07, 08, 46, 47, 48	G = factory installed digits (stick-on) W = pole with welded base	
				G	W
	1760-M60 with direct burial pole and base cover	495 \$	88 \$		53 \$
	1760-M60S with direct burial pole, base cover and plate	526 \$	88 \$	38 \$	53 \$
	1760-M61 with direct burial pole, paper holder and base cover	667 \$	88 \$		53 \$

Mailboxes (17)

(continued)

Catalog number example



Mailboxes		PRICE FOR FINISHES	ADDER FOR		
			Finishes	Options	
Model	Description	01, 03, 06, 09, 10, 20, 21, 27, 29, 39, 40, 49, 50, 51, 52, 53, 54	04, 05, 07, 08, 46, 47, 48	G = factory installed digits (stick-on) W = pole with welded base	
				G	W
	1760-M61S with direct burial pole, paper holder, base cover and plate	701 \$	88 \$	38 \$	53 \$
	1760-M80 with direct burial pole and finial	691 \$	88 \$		53 \$
	1760-M80S with direct burial pole, finial and plate	734 \$	88 \$	38 \$	53 \$
	1760-M81 with direct burial pole, paper holder and finial	832 \$	88 \$		53 \$
	1760-M81S with direct burial pole, paper holder, finial and plate	871 \$	88 \$	38 \$	53 \$
	1760-M134S with direct burial pole, base cover, finial and plate	621 \$	88 \$	38 \$	53 \$
	1760-M136S with direct burial pole, base cover, finial and plate	621 \$	88 \$	38 \$	53 \$
	1760-M144 with direct burial pole, base cover and finial	621 \$	88 \$		53 \$
	1760-M144S with direct burial pole, base cover, finial and plate	640 \$	88 \$	38 \$	53 \$
	1760-M145S with direct burial pole, base cover, finial and plate	691 \$	88 \$	38 \$	53 \$
	1760-M152S with direct burial pole, base cover, finial and plate	1,165 \$	165 \$	77 \$	53 \$
	1788 square paper holder	52 \$	18 \$		
	1789 oval paper holder	52 \$	18 \$		
	1790 horizontal	99 \$	18 \$		
	1791 horizontal with hooks	111 \$	18 \$		

Mailboxes (17)

(continued)

Catalog number example

1791-01

or

1760-M144-01

Model

Finish










Model

Option

Finish

Mailboxes

ADDER FOR

Model	Description	PRICE FOR FINISHES	Finishes	
		01, 03, 06, 09, 10, 20, 21, 27, 29, 39, 40, 49, 50, 51, 52, 53, 54	04, 05, 07, 08, 46, 47, 48	
	1792 vertical	141 \$	18 \$	
	1794 vertical	103 \$	18 \$	
	1795 vertical with hooks	116 \$	18 \$	
	1796 horizontal	107 \$	18 \$	
	1797 horizontal with paper holder	116 \$	18 \$	
	1798 horizontal	115 \$	18 \$	
	1798 LK horizontal with lock	166 \$	18 \$	
	1799 horizontal with paper holder	123 \$	18 \$	
	1799 LK horizontal with paper holder and lock	174 \$	18 \$	

CYLINDERS


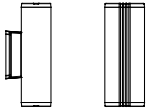
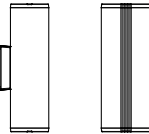







Catalog number example

1821-CP01-LD16NWC
or

1824-01

Model Glass Finish Option LED Beam spread 3000K

 Model Finishsh

Cylinders		Base price adder	
		PRICE FOR FINISHES	Finishes
Note: only the cylinders identified "LD__" are available with integrated LED		01, 03, 06, 09, 10, 20, 21, 27, 29, 39, 40, 49, 50, 51, 52, 53, 54	04, 05, 07, 08, 46, 47, 48
Model	Description		
	1819 round tube, down only, PAR-30 not included	34.20 \$	11 \$
	1821 CP_ GU10 up and down, halogen, MR-16, GU-10 not included 1821 CP_ MR up and down, halogen, 20w MR-16 bulb included 1821 CP_ up and down, PAR-20 not included 1821 CP_ LD8_C up (U) or down (D), 3000K, 12°(N), 30°(M) or 45°(W) 1821 CP_ LD16_C up and down, 3000K, 12°(N), 30°(M) or 45°(W)	160 \$ 186 \$ 131 \$ 257 \$ 309 \$	18 \$ 18 \$ 18 \$ 18 \$ 18 \$
	1822 CP_ up and down, PAR-30 not included 1822 CP_ GU10 up and down, halogen, MR-16, GU-10 not included 1822 CP_ LD10_C up (U) or down (D), 3000K, 12°(N), 30°(M) or 45°(W) 1822 CP_ LD20_C up and down, 3000K, 12°(N), 30°(M) or 45°(W) 1822 CP_ LD20_C up (U) or down (D), 3000K, 12°(N), 30°(M) or 45°(W) 1822 CP_ LD40_C up and down, 3000K, 12°(N), 30°(M) or 45°(W)	186 \$ 214 \$ 267 \$ 338 \$ 338 \$ 446 \$	18 \$ 18 \$ 18 \$ 18 \$ 18 \$
	1823 oval tube, up and down, PAR-20 not included	74 \$	18 \$
	1823D oval tube, down only, PAR-20 not included	89 \$	18 \$
	1823F cover for oval tube 1823 and 1825	18 \$	6 \$
	1824 oval tube, up and down, PAR-30 not included	84 \$	18 \$
	1824D oval tube, down only, PAR-30 not included	101 \$	18 \$
	1824F cover for oval tube 1824 and 1826	21 \$	6 \$
	1825 oval tube with lines, up and down, PAR-20 not included	74 \$	18 \$

Cylinders

Catalog number example

Cylinders		Base price adder	
Model	Description	PRICE FOR FINISHES	Finishes
Note: only the cylinders identified "LD__" are available with integrated LED		01, 03, 06, 09, 10, 20, 21, 27, 29, 39, 40, 49, 50, 51, 52, 53, 54	04, 05, 07, 08, 46, 47, 48
	1825D oval tube with lines, down only, PAR-20 not included	89 \$	18 \$
	1826 oval tube with lines, up and down, PAR-30 not included	84 \$	18 \$
	1826D oval tube with lines, down only, PAR-30 not included	101 \$	18 \$
	1827 round tube, up and down, PAR-38 not included	93 \$	18 \$
	1827-__-LD14C round tube, up and down, 14 watts LED, 3000K, 120V	168 \$	18 \$
	1827D round tube, down only, PAR-38 not included	112 \$	18 \$
	1827F cover for tube 1827	24 \$	6 \$
	1827P round tube, ceiling mount, PAR-38 not included	86 \$	18 \$
	1827T round tube, 9" stem mount, PAR-38 not included	108 \$	18 \$
	1828 CP_ up and down, halogen, 20w MR-16 bulb included	134 \$	18 \$
	1828 CP_ GU10 up and down, halogen, GU-10 socekt, bulb not included	108 \$	18 \$
	1828 CP_ LD8_C up (U) or down (D), 3000K, 12°(N), 30°(M) or 45°(W)	202 \$	18 \$
	1828 CP_ LD16_C up and down, 3000K, 12°(N), 30°(M) or 45°(W)	267 \$	18 \$
	1829 round tube, down only, PAR-30 not included	50 \$	18 \$
	1830 square tube, up and down, PAR-20 or PAR-30 not included	132 \$	18 \$
	1830D square tube, down only, PAR-20 or PAR-30 not included	147 \$	18 \$
	1830F cover for tube 1830 and 1832	21 \$	6 \$
	1831 square tube, up and down, PAR-38 not included	149 \$	18 \$

Cylinders




















Catalog number example

1821-CP01-LD16NWC
Model Glass Finish Option LED Beam spread 3000K

or 1824-01
Model Finishsh

Cylinders

Base price adder

		PRICE FOR FINISHES	Finishes	
Note: only the cylinders identified "LD__" are available with integrated LED		01, 03, 06, 09, 10, 20, 21, 27, 29, 39, 40, 49, 50, 51, 52, 53, 54	04, 05, 07, 08, 46, 47, 48	
Model	Description			
	1831D square tube, down only, PAR-38 not included	165 \$	18 \$	
	1831F cover for tube 1831 and 1833	21 \$	18 \$	
	1832 square tube with lines, up and down, PAR-20 or PAR-30 not included	132 \$	18 \$	
	1832D square tube with lines, down only, PAR-20 or PAR-30 not included	147 \$	18 \$	
	1833 square tube with lines, up and down, PAR-38 not included	149 \$	18 \$	
	1833D square tube with lines, down only, PAR-38 not included	165 \$	18 \$	
	1836 round tube, up and down, PAR-20 not included	73 \$	18 \$	
	1836D round tube, down only, PAR-20 not included	91 \$	123 \$	
	1836F cover for tube 1836	17 \$	6 \$	
	1837 round tube, up and down, PAR-30 not included	83 \$	18 \$	
	1837D round tube, down only, PAR-30 not included	102 \$	18 \$	
	1837F cover for tube 1837	19 \$	6 \$	
	1838 square tube, up and down, PAR-20 not included	98 \$	18 \$	
	1838D square tube, down only, PAR-20 not included	112 \$	18 \$	
	1838F cover for square tube 1838 and 1839	19 \$	6 \$	
	1839 square tube with lines, up and down, PAR-20 not included	98 \$	18 \$	
	1839D square tube with lines, down only, PAR-20 not included	112 \$	18 \$	
	1842-__-LD14C perforated round tube, up and down, 14W LED, 120V, 3000K	163 \$	18 \$	
	1843-__-LD14C round tube, up and down, 14W LED, 120V, 3000K	148 \$	18 \$	

BELLISSIMA (01)

Small and Medium series

Catalog number example

10127-CT01-LD12C or 10127-CT01

Size Mounting Glass Finish Option LED Size Mounting Glass Finish

Small series 101 / Medium series 201

Price base adder

Model	Description	PRICE FOR FINISHES 01, 03, 06, 09, 10, 20, 21, 27, 29, 39, 40, 49, 50, 51, 52, 53, 54	Bellissima Finishes 30, 31, 32, 33, 34	Snoc Finishes 04, 05, 07, 08, 46, 47, 48	Options		
					Candelabra	LED (3000K)	
						LD12C	LD22C
10127	downlight wall mount, closed bottom	653 \$	43 \$	23 \$	STANDARD	60 \$	
20121	downlight wall mount, closed bottom	775 \$	57 \$	36 \$		60 \$	92 \$
20124	uplight wall mount	775 \$	57 \$	36 \$	STANDARD	60 \$	92 \$
20127	downlight wall mount, closed bottom	775 \$	57 \$	36 \$		60 \$	92 \$
20130	post mount	775 \$	57 \$	36 \$		60 \$	92 \$
20140	pedestal mount	775 \$	57 \$	36 \$		60 \$	92 \$
20150	stem mount, closed bottom	775 \$	57 \$	36 \$		60 \$	92 \$

NOTES

1) For multiple heads assemblies, please see below.



BELLISSIMA (01)

Medium series, multiple heads

Catalog number example

20124-CT01-2A-LD12C or 20124-CT01-2A1

Size Mounting Glass Finish 2: No. of fixture around the pole A: Mounting on the side Option LED Size Mounting Glass Finish 2: No. of fixture around the pole A: Mounting on the side 1: Center head

Medium series

Price base adder

Model	Description	PRICE FOR FINISHES 01, 03, 06, 09, 10, 20, 21, 27, 29, 39, 40, 49, 50, 51, 52, 53, 54	Bellissima Finishes 30, 31, 32, 33, 34	Snoc Finishes 04, 05, 07, 08, 46, 47, 48	Options			
					Candelabra	LED (3000K)		
						LD12C	LD22C	
20121	2A 2 heads down closed bottom @ 180°	1,696 \$	112 \$	71 \$	STANDARD	119 \$	185 \$	
	2A1 2 heads @ 180° + 1 center head	2,445 \$	168 \$	106 \$		180 \$	277 \$	
	3A 3 heads down closed bottom @ 120°	2,445 \$	168 \$	106 \$		180 \$	277 \$	
	3A1 3 heads @ 120° + 1 center head	3,196 \$	223 \$	142 \$		239 \$	369 \$	
20124	2A 2 heads up @ 180°	1,696 \$	112 \$	71 \$		STANDARD	119 \$	185 \$
	2A1 2 heads @ 180° + 1 center head	2,445 \$	168 \$	106 \$			180 \$	277 \$
	3A 3 heads up @ 120°	2,445 \$	168 \$	106 \$			180 \$	277 \$
	3A1 3 heads @ 120° + 1 center head	3,196 \$	223 \$	142 \$			239 \$	369 \$

NOTES

1) Other multiple head assemblies are available. Please contact our customer service or your representative.
 2) For replacement glass, please consult page 199,

PORTLAND (02)

Small series

Catalog number example

10224-CK01-LD10C
Size Collection Mounting Glass Finish Option LED

or 10224-CK01C
Size Collection Mounting Glass Finish Option Candelabra


Small series

Price base adder

Model	Description	PRICE FOR FINISHES	Glass	Finishes	Options
		01, 03, 06, 09, 10, 20, 21, 27, 29, 39, 40, 49, 50, 51, 52, 53, 54	MW, SV	04, 05, 07, 08, 46, 47, 48	LED (3000K)
		Glass: CK			LD10C
10224	uplight wall mount	157 \$	29 \$	18 \$	60 \$
10225	downlight wall mount, closed bottom	157 \$	29 \$	18 \$	60 \$
10230	pole mounting	124 \$	29 \$	18 \$	60 \$
10240	pedestal mount	152 \$	29 \$	18 \$	60 \$
10255	chain mount, closed bottom	151 \$	29 \$	18 \$	60 \$
10284	uplight wall mount	178 \$	29 \$	18 \$	60 \$
10285	downlight wall mount, closed bottom	178 \$	29 \$	18 \$	60 \$
10296	uplight wall mount	212 \$	29 \$	18 \$	60 \$
10299	downlight wall mount, closed bottom	212 \$	29 \$	18 \$	60 \$

NOTES

- 1) For multiple heads assemblies, please see following page.
- 2) For replacement glass, please consult page 199,



10224 10225 10230 10240 10255 10284 10285 10296 10299

PORTLAND (02)

Small series, multiple heads

Catalog number example

10224-CK01-2A-LD10C

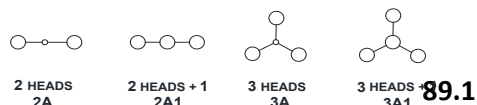
Size: 10224, Collection: CK01, Mounting: 2A, Glass: LD10C, Finish: 01, Option LED: C

or

10224-CK01C-2A1

Size: 10224, Collection: CK01C, Mounting: 2A1, Glass: C, Finish: 01, Option Candelabra: A, 2: No. of fixture around the pole, A: Mounting on the side, 1: Center head

Small series



89.1

Price base adder

		PRICE FOR FINISHES	Price base adder		
			Glass	Finishes	Options
		01, 03, 06, 09, 10, 20, 21, 27, 29, 39, 40, 49, 50, 51, 52, 53, 54		04, 05, 07, 08, 46, 47, 48	LED (3000K)
		Glass: CK	MW, SV		LD10C
Model	Description				
10224 2A	2 heads up @ 180°	484 \$	59 \$	36 \$	119 \$
2A1	2 heads @ 180° + 1 center head	619 \$	88 \$	54 \$	180 \$
3A	3 heads up @ 120°	629 \$	88 \$	54 \$	180 \$
3A1	3 heads @ 120° + 1 center head	776 \$	118 \$	71 \$	239 \$
10225 2A	2 heads down closed bottom @ 180°	484 \$	59 \$	36 \$	119 \$
2A1	2 heads @ 180° + 1 center head	619 \$	88 \$	54 \$	180 \$
3A	3 heads down closed bottom @ 120°	629 \$	88 \$	54 \$	180 \$
3A1	3 heads @ 120° + 1 center head	776 \$	118 \$	71 \$	239 \$
10284 2A	2 heads up @ 180°	539 \$	59 \$	36 \$	119 \$
2A1	2 heads @ 180° + 1 center head	695 \$	88 \$	54 \$	180 \$
3A	3 heads up @ 120°	719 \$	88 \$	54 \$	180 \$
3A1	3 heads @ 120° + 1 center head	878 \$	118 \$	71 \$	239 \$
10285 2A	2 heads down closed bottom @ 180°	539 \$	59 \$	36 \$	119 \$
2A1	2 heads @ 180° + 1 center head	695 \$	88 \$	54 \$	180 \$
3A	3 heads down closed bottom @ 120°	719 \$	88 \$	54 \$	180 \$
3A1	3 heads @ 120° + 1 center head	878 \$	118 \$	71 \$	239 \$
10296 2A	2 heads up @ 180°	604 \$	59 \$	36 \$	119 \$
2A1	2 heads @ 180° + 1 center head	704 \$	88 \$	54 \$	180 \$
3A	3 heads up @ 120°	822 \$	88 \$	54 \$	180 \$
3A1	3 heads @ 120° + 1 center head	922 \$	118 \$	71 \$	239 \$
10299 2A	2 heads down closed bottom @ 180°	604 \$	59 \$	36 \$	119 \$
2A1	2 heads @ 180° + 1 center head	704 \$	88 \$	54 \$	180 \$
3A	3 heads down closed bottom @ 120°	822 \$	88 \$	54 \$	180 \$
3A1	3 heads @ 120° + 1 center head	922 \$	118 \$	71 \$	239 \$

NOTES

- 1) Other multiple heads assemblies are available. Please contact our customer service or your representative.
- 2) For replacement glass, please consult page 199,

PORTLAND (02)

Medium series

Catalog number example

20224-CK01-LD10C

Size: 20224, Collection: CK, Mounting: 01, Glass: LD, Finish: 10, Option LED

or

20224-CK01C

Size: 20224, Collection: CK, Mounting: 01, Glass: C, Finish: 01, Option Candelabra


Medium series

Base price adder

Model	Description	PRICE FOR FINISHES	Glass	Finishes	Options	
		01, 03, 06, 09, 10, 20, 21, 27, 29, 39, 40, 49, 50, 51, 52, 53, 54	MW, SV	04, 05, 07, 08, 46, 47, 48	LED (3000K)	
					LD10C	LD20C
20224	uplight wall mount	300 \$	29 \$	28 \$	60 \$	92 \$
20225	downlight wall mount, closed bottom	300 \$	29 \$	28 \$	60 \$	92 \$
20230	pole mounting	288 \$	29 \$	28 \$	60 \$	92 \$
20240	pedestal mount	317 \$	29 \$	28 \$	60 \$	92 \$
20255	chain mount, closed bottom	327 \$	29 \$	28 \$	60 \$	92 \$
20284	uplight wall mount	378 \$	29 \$	28 \$	60 \$	92 \$
20285	downlight wall mount, closed bottom	378 \$	29 \$	28 \$	60 \$	92 \$
20296	uplight wall mount	387 \$	29 \$	28 \$	60 \$	92 \$
20299	downlight wall mount, closed bottom	387 \$	29 \$	28 \$	60 \$	92 \$

NOTES

- 1) For multiple heads assemblies, please see following page.
- 2) For replacement glass, please consult page 199,




20224 20225 20230 20240 20255 20284 20285 20296 20299

PORTLAND (02)


Medium series, multiple heads

Catalog number example

20224-CK01-2A-LD10C



or 20224-CK01C-2A1



Medium series

Base price adder

		PRICE FOR FINISHES	Glass	Finishes	Options	
		01, 03, 06, 09, 10, 20, 21, 27, 29, 39, 40, 49, 50, 51, 52, 53, 54	MW, SV	04, 05, 07, 08, 46, 47, 48	LED (3000K)	
Model	Description				LD10C	LD20C
		Glass: CK				
20224	2A 2 heads up @ 180°	701 \$	59 \$	57 \$	119 \$	185 \$
	2A1 2 heads @ 180° + 1 center head	938 \$	88 \$	85 \$	180 \$	277 \$
	3A 3 heads up @ 120°	987 \$	88 \$	85 \$	180 \$	277 \$
	3A1 3 heads @ 120° + 1 center head	1,225 \$	118 \$	113 \$	239 \$	369 \$
20225	2A 2 heads down closed bottom @ 180°	701 \$	59 \$	57 \$	119 \$	185 \$
	2A1 2 heads @ 180° + 1 center head	938 \$	88 \$	85 \$	180 \$	277 \$
	3A 3 heads down closed bottom @ 120°	987 \$	88 \$	85 \$	180 \$	277 \$
	3A1 3 heads @ 120° + 1 center head	1,225 \$	118 \$	113 \$	239 \$	369 \$
20284	2A 2 heads up @ 180°	751 \$	59 \$	57 \$	119 \$	185 \$
	2A1 2 heads @ 180° + 1 center head	917 \$	88 \$	85 \$	180 \$	277 \$
	3A 3 heads up @ 120°	1,040 \$	88 \$	85 \$	180 \$	277 \$
	3A1 3 heads @ 120° + 1 center head	1,208 \$	118 \$	113 \$	239 \$	369 \$
20285	2A 2 heads down closed bottom @ 180°	751 \$	59 \$	57 \$	119 \$	185 \$
	2A1 2 heads @ 180° + 1 center head	917 \$	88 \$	85 \$	180 \$	277 \$
	3A 3 heads down closed bottom @ 120°	1,040 \$	88 \$	85 \$	180 \$	277 \$
	3A1 3 heads @ 120° + 1 center head	1,208 \$	118 \$	113 \$	239 \$	369 \$
20296	2A 2 heads up @ 180°	907 \$	59 \$	57 \$	119 \$	185 \$
	2A1 2 heads @ 180° + 1 center head	1,156 \$	88 \$	85 \$	180 \$	277 \$
	3A 3 heads up @ 120°	1,278 \$	88 \$	85 \$	180 \$	277 \$
	3A1 3 heads @ 120° + 1 center head	1,527 \$	118 \$	113 \$	239 \$	369 \$
20299	2A 2 heads down closed bottom @ 180°	907 \$	59 \$	57 \$	119 \$	185 \$
	2A1 2 heads @ 180° + 1 center head	1,156 \$	88 \$	85 \$	180 \$	277 \$
	3A 3 heads down closed bottom @ 120°	1,278 \$	88 \$	85 \$	180 \$	277 \$
	3A1 3 heads @ 120° + 1 center head	1,527 \$	118 \$	113 \$	239 \$	369 \$

NOTES

- 1) Other multiple heads assemblies are available. Please contact our customer service or your representative.
- 2) For replacement glass, please consult page 199,

MILAN (03)

Small series

Catalog number example

10382-CH01-LD10C

Size: 10382, Collection: CH, Mounting: 01, Glass: LD, Finish: 10, Option LED: C

or 10382-CH01C

Size: 10382, Collection: CH, Mounting: 01, Glass: C, Option Candelabra: C


Small series

Base price adder

Model	Description	PRICE FOR FINISHES	Glass	Finishes	Options	
		01, 03, 06, 09, 10, 20, 21, 27, 29, 39, 40, 49, 50, 51, 52, 53, 54	AC, CS, DP, GC, MC, MW, MY, WP, WR	04, 05, 07, 08, 46, 47, 48	Candelabra	LED (3000K)
		Glass: CH or CP			C	LD10C
10330	pole mounting	166 \$	24 \$	18 \$	45 \$	60 \$
10340	pedestal mount	229 \$	24 \$	18 \$	45 \$	60 \$
10350	chain mount, open bottom	178 \$	24 \$	18 \$	45 \$	60 \$
10355	chain mount, closed bottom	205 \$	24 \$	18 \$	45 \$	60 \$
10382	downlight wall mount, open bottom	187 \$	24 \$	18 \$	45 \$	60 \$
10386	uplight wall mount	215 \$	24 \$	18 \$	45 \$	60 \$
10388	downlight wall mount, closed bottom	215 \$	24 \$	18 \$	45 \$	60 \$
10393	downlight wall mount, open bottom	238 \$	24 \$	18 \$	45 \$	60 \$
10397	uplight wall mount	262 \$	24 \$	18 \$	45 \$	60 \$
10398	downlight wall mount, closed bottom	262 \$	24 \$	18 \$	45 \$	60 \$

NOTES

- 1) For multiple heads assemblies, please see following page.
- 2) For replacement glass, please consult page 199,



10330 10340 10350 10355 10382 10386 10388 10393 10397 10398

MILAN (03)

Small series, multiple heads

Catalog number example

10382-CH01-2A-LD10C

Size: Collection, Mounting, Glass, Finish, 2: No. of fixture around the pole, Option LED, A: Mounting on the side





or

10382-CH01C-2A1

Size: Collection, Mounting, Glass, Finish, Option Candelabra, 2: No. of fixture around the pole, A: Mounting on the side, 1: Center head

Small series

Base price adder

		PRICE FOR FINISHES	Glass	Finishes	Options	
		01, 03, 06, 09, 10, 20, 21, 27, 29, 39, 40, 49, 50, 51, 52, 53, 54	AC, CS, DP, GC, MC, MW, MY, WP, WR	04, 05, 07, 08, 46, 47, 48	Candelabra	LED (3000K)
		Glass: CH or CP			C	LD10C
    <p>89.1</p>						
Model	Description					
10382 2A	2 heads down open bottom @ 180°	528 \$	49 \$	36 \$	90 \$	119 \$
2A1	2 heads @ 180° + 1 center head	595 \$	75 \$	54 \$	135 \$	180 \$
3A	3 heads down open bottom @ 120°	697 \$	75 \$	54 \$	135 \$	180 \$
3A1	3 heads @ 120° + 1 center head	776 \$	99 \$	71 \$	180 \$	239 \$
10386 2A	2 heads up @ 180°	573 \$	49 \$	36 \$	90 \$	119 \$
2A1	2 heads @ 180° + 1 center head	668 \$	75 \$	54 \$	135 \$	180 \$
3A	3 heads up @ 120°	777 \$	75 \$	54 \$	135 \$	180 \$
3A1	3 heads @ 120° + 1 center head	872 \$	99 \$	71 \$	180 \$	239 \$
10388 2A	2 heads vers le bas, fond fermé @ 180°	573 \$	49 \$	36 \$	90 \$	119 \$
2A1	2 heads @ 180° + 1 center head	668 \$	75 \$	54 \$	135 \$	180 \$
3A	3 heads vers le bas, fond fermé @ 120°	777 \$	75 \$	54 \$	135 \$	180 \$
3A1	3 heads @ 120° + 1 center head	872 \$	99 \$	71 \$	180 \$	239 \$
10393 2A	2 heads down open bottom @ 180°	619 \$	49 \$	36 \$	90 \$	119 \$
2A1	2 heads @ 180° + 1 center head	744 \$	75 \$	54 \$	135 \$	180 \$
3A	3 heads down open bottom @ 120°	847 \$	75 \$	54 \$	135 \$	180 \$
3A1	3 heads @ 120° + 1 center head	975 \$	99 \$	71 \$	180 \$	239 \$
10397 2A	2 heads up @ 180°	671 \$	49 \$	36 \$	90 \$	119 \$
2A1	2 heads @ 180° + 1 center head	807 \$	75 \$	54 \$	135 \$	180 \$
3A	3 heads up @ 120°	922 \$	75 \$	54 \$	135 \$	180 \$
3A1	3 heads @ 120° + 1 center head	1,064 \$	99 \$	71 \$	180 \$	239 \$
10398 2A	2 heads down closed bottom @ 180°	671 \$	49 \$	36 \$	90 \$	119 \$
2A1	2 heads @ 180° + 1 center head	807 \$	75 \$	54 \$	135 \$	180 \$
3A	3 heads down closed bottom @ 120°	922 \$	75 \$	54 \$	135 \$	180 \$
3A1	3 heads @ 120° + 1 center head	1,064 \$	99 \$	71 \$	180 \$	239 \$

NOTES

- 1) Other multiple heads assemblies are available. Please contact our customer service or your representative.
- 2) For replacement glass, please consult page 199,

MILAN (03)

Large series

Catalog number example

30382-CH01-LD10C

Size: 30382 | Mounting: CH01 | Glass: LD10 | Finish: C | Option LED

30382-CH01C

Size: 30382 | Mounting: CH01 | Glass: C | Option Candelabra

Large series

Base price adder

Model	Description	PRICE FOR FINISHES	Glass	Finishes	Options		
		01, 03, 06, 09, 10, 20, 21, 27, 29, 39, 40, 49, 50, 51, 52, 53, 54	AC, CS, DP, GC, MC, MW, MY, WP, WR	04, 05, 07, 08, 46, 47, 48	Candelabra	LED (3000K)	
						C	LD10C
30330	pole mounting	386 \$	29 \$	42 \$	45 \$	60 \$	92 \$
30340	pedestal mount	451 \$	29 \$	42 \$	45 \$	60 \$	92 \$
30350	chain mount, open bottom	414 \$	29 \$	42 \$	45 \$	60 \$	92 \$
30355	chain mount, closed bottom	439 \$	29 \$	42 \$	45 \$	60 \$	92 \$
30382	downlight wall mount, open bottom	428 \$	29 \$	42 \$	45 \$	60 \$	92 \$
30386	uplight wall mount	477 \$	29 \$	42 \$	45 \$	60 \$	92 \$
30388	downlight wall mount, closed bottom	477 \$	29 \$	42 \$	45 \$	60 \$	92 \$
30393	downlight wall mount, open bottom	530 \$	29 \$	42 \$	45 \$	60 \$	92 \$
30397	uplight wall mount	569 \$	29 \$	42 \$	45 \$	60 \$	92 \$
30398	downlight wall mount, closed bottom	569 \$	29 \$	42 \$	45 \$	60 \$	92 \$

NOTES

- 1) For multiple heads assemblies, please see following page.
- 2) For replacement glass, please consult page 199,



MILAN (03)


Large series, multiple heads

Catalog number example

30382-CH01-2A-LD10C



or 30382-CH01C-2A1



Large series

Base price adder

Model	Description	PRICE FOR FINISHES	Glass	Finishes	Options		
		01, 03, 06, 09, 10, 20, 21, 27, 29, 39, 40, 49, 50, 51, 52, 53, 54	AC, CS, DP, GC, MC, MW, MY, WP, WR	04, 05, 07, 08, 46, 47, 48	Candelabra C	LED (3000K)	
						LD10C	LD20C
30382 2A	2 heads down open bottom @ 180°	1,019 \$	59 \$	85 \$	90 \$	119 \$	185 \$
2A1	2 heads @ 180° + 1 center head	1,386 \$	88 \$	127 \$	135 \$	180 \$	277 \$
3A	3 heads down open bottom @ 120°	1,429 \$	88 \$	127 \$	135 \$	180 \$	277 \$
3A1	3 heads @ 120° + 1 center head	1,797 \$	118 \$	169 \$	180 \$	239 \$	369 \$
30386 2A	2 heads up @ 180°	1,078 \$	59 \$	85 \$	90 \$	119 \$	185 \$
2A1	2 heads @ 180° + 1 center head	1,477 \$	88 \$	127 \$	135 \$	180 \$	277 \$
3A	3 heads up @ 120°	1,535 \$	88 \$	127 \$	135 \$	180 \$	277 \$
3A1	3 heads @ 120° + 1 center head	1,934 \$	118 \$	169 \$	180 \$	239 \$	369 \$
30388 2A	2 heads vers le bas, fond fermé @ 180°	1,078 \$	59 \$	85 \$	90 \$	119 \$	185 \$
2A1	2 heads @ 180° + 1 center head	1,477 \$	88 \$	127 \$	135 \$	180 \$	277 \$
3A	3 heads vers le bas, fond fermé @ 120°	1,535 \$	88 \$	127 \$	135 \$	180 \$	277 \$
3A1	3 heads @ 120° + 1 center head	1,934 \$	118 \$	169 \$	180 \$	239 \$	369 \$
30393 2A	2 heads down open bottom @ 180°	1,212 \$	59 \$	85 \$	90 \$	119 \$	185 \$
2A1	2 heads @ 180° + 1 center head	1,582 \$	88 \$	127 \$	135 \$	180 \$	277 \$
3A	3 heads down open bottom @ 120°	1,718 \$	88 \$	127 \$	135 \$	180 \$	277 \$
3A1	3 heads @ 120° + 1 center head	2,087 \$	118 \$	169 \$	180 \$	239 \$	369 \$
30397 2A	2 heads up @ 180°	1,291 \$	59 \$	85 \$	90 \$	119 \$	185 \$
2A1	2 heads @ 180° + 1 center head	1,660 \$	88 \$	127 \$	135 \$	180 \$	277 \$
3A	3 heads up @ 120°	1,836 \$	88 \$	127 \$	135 \$	180 \$	277 \$
3A1	3 heads @ 120° + 1 center head	2,205 \$	118 \$	169 \$	180 \$	239 \$	369 \$
30398 2A	2 heads down closed bottom @ 180°	1,291 \$	59 \$	85 \$	90 \$	119 \$	185 \$
2A1	2 heads @ 180° + 1 center head	1,660 \$	88 \$	127 \$	135 \$	180 \$	277 \$
3A	3 heads down closed bottom @ 120°	1,836 \$	88 \$	127 \$	135 \$	180 \$	277 \$
3A1	3 heads @ 120° + 1 center head	2,205 \$	118 \$	169 \$	180 \$	239 \$	369 \$

NOTES

- 1) Other multiple heads assemblies are available. Please contact our customer service or your representative.
- 2) For replacement glass, please consult page 199,

LINCOLN (04)

Medium series

Catalog number example

20491-CH01-LD10C

Size: 20491, Mounting: CH, Glass: 01, Finish: LD, Option LED: 10C

or 20491-CH01C

Size: 20491, Mounting: CH, Glass: 01, Option Candelabra: C

Medium series

Base price adder

Model	Description	PRICE FOR FINISHES	Glass	Finishes	Options	
		01, 03, 06, 09, 10, 20, 21, 27, 29, 39, 40, 49, 50, 51, 52, 53, 54	AC, CS, DP, GC, MC, MW, MY, SA, WP, WR	04, 05, 07, 08, 46, 47, 48	Candelabra	LED (3000K)
		Glass: CH or CP			C	LD10C
20430	pole mounting	167 \$	24 \$	28 \$	45 \$	60 \$
20435	3" square pole mounting	167 \$	24 \$	28 \$	45 \$	60 \$
20440	pedestal mount	197 \$	24 \$	28 \$	45 \$	60 \$
20450	chain mount, open bottom	178 \$	24 \$	28 \$	45 \$	60 \$
20455	chain mount, closed bottom	209 \$	24 \$	28 \$	45 \$	60 \$
20491	downlight wall mount, open bottom	167 \$	24 \$	28 \$	45 \$	60 \$
20494	uplight wall mount	187 \$	24 \$	28 \$	45 \$	60 \$
20495	downlight wall mount, closed bottom	187 \$	24 \$	28 \$	45 \$	60 \$

NOTES

- 1) For multiple heads assemblies, please see following page.
- 2) For replacement glass, please consult page 199,



20430



20435



20440



20450



20455



20491



20494



20495

LINCOLN (04)

Medium series, multiple heads

Catalog number example

20491-CH01-2A-LD10C

Size Collection Mounting Glass Finish
 2: No. of fixture around the pole
 A: Mounting on the side
 Option LED





or

20491-CH01C-2A1

Size Collection Mounting Glass Finish Option Candelabra
 2: No. of fixture around the pole
 A: Mounting on the side
 1: Center head

Medium series

Base price adder

		PRICE FOR FINISHES	Glass	Finishes	Options	
 2 HEADS 2A  2 HEADS + 1 2A1  3 HEADS 3A  3 HEADS + 1 3A1 89.1		01, 03, 06, 09, 10, 20, 21, 27, 29, 39, 40, 49, 50, 51, 52, 53, 54	AC, CS, DP, GC, MC, MW, MY, SA, WP, WR	04, 05, 07, 08, 46, 47, 48	Candelabra C	LED (3000K) LD10C
Model	Description	Glass: CH or CP				
20491 2A	2 heads down open bottom @ 180°	464 \$	49 \$	57 \$	90 \$	119 \$
2A1	2 heads @ 180° + 1 center head	573 \$	75 \$	85 \$	135 \$	180 \$
3A	3 heads down open bottom @ 120°	624 \$	75 \$	85 \$	135 \$	180 \$
3A1	3 heads @ 120° + 1 center head	726 \$	99 \$	113 \$	180 \$	239 \$
20494 2A	2 heads up @ 180°	502 \$	49 \$	57 \$	90 \$	119 \$
2A1	2 heads @ 180° + 1 center head	633 \$	75 \$	85 \$	135 \$	180 \$
3A	3 heads up @ 120°	680 \$	75 \$	85 \$	135 \$	180 \$
3A1	3 heads @ 120° + 1 center head	802 \$	99 \$	113 \$	180 \$	239 \$
20495 2A	2 heads down closed bottom @ 180°	502 \$	49 \$	57 \$	90 \$	119 \$
2A1	2 heads @ 180° + 1 center head	633 \$	75 \$	85 \$	135 \$	180 \$
3A	3 heads down closed bottom @ 120°	680 \$	75 \$	85 \$	135 \$	180 \$
3A1	3 heads @ 120° + 1 center head	802 \$	99 \$	113 \$	180 \$	239 \$

NOTES

- 1) Other multiple heads assemblies are available. Please contact our customer service or your representative.
- 2) For replacement glass, please consult page 199,

LINCOLN (04)

Large series

Catalog number example

30491-CH01-LD10C

Size: 30491, Mounting: CH, Glass: 01, Finish: LD, Option LED: 10, C

30491-CH01C

Size: 30491, Mounting: CH, Glass: 01, Finish: C, Option Candelabra

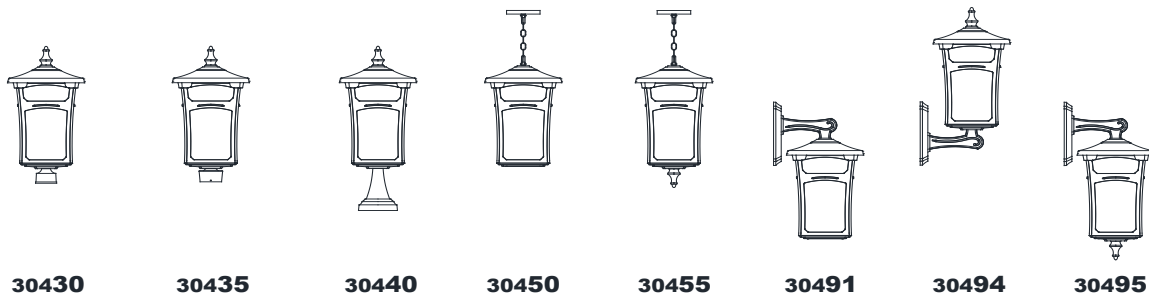
Large series

Base price adder

Model	Description	PRICE FOR FINISHES	Glass	Finishes	Options		
		01, 03, 06, 09, 10, 20, 21, 27, 29, 39, 40, 49, 50, 51, 52, 53, 54	AC, CS, DP, GC, MC, MW, MY, SA, WP, WR	04, 05, 07, 08, 46, 47, 48	Candelabra	LED (3000K)	
		Glass: CH or CP			C	LD10C	LD20C
30430	pole mounting	257 \$	29 \$	42 \$	45 \$	60 \$	92 \$
30435	3" square pole mounting	257 \$	29 \$	42 \$	45 \$	60 \$	92 \$
30440	pedestal mount	296 \$	29 \$	42 \$	45 \$	60 \$	92 \$
30450	chain mount, open bottom	274 \$	29 \$	42 \$	45 \$	60 \$	92 \$
30455	chain mount, closed bottom	309 \$	29 \$	42 \$	45 \$	60 \$	92 \$
30491	downlight wall mount, open bottom	267 \$	29 \$	42 \$	45 \$	60 \$	92 \$
30494	uplight wall mount	283 \$	29 \$	42 \$	45 \$	60 \$	92 \$
30495	downlight wall mount, closed bottom	283 \$	29 \$	42 \$	45 \$	60 \$	92 \$

NOTES

- 1) For multiple heads assemblies, please see following page.
- 2) For replacement glass, please consult page 199,



LINCOLN (04)

Large series, multiple heads

Catalog number example

30491-CH01-2A-LD10C

Size: Collection, Mounting, Glass, Finish, Option LED
 2: No. of fixture around the pole
 A: Mounting on the side





or

30491-CH01C-2A1

Size: Collection, Mounting, Glass, Finish, Option Candelabra
 2: No. of fixture around the pole
 A: Mounting on the side
 1: Center head

Large series

Base price adder

		PRICE FOR FINISHES	Glass	Finishes	Options		
		01, 03, 06, 09, 10, 20, 21, 27, 29, 39, 40, 49, 50, 51, 52, 53, 54	AC, CS, DP, GC, MC, MW, MY, SA, WP, WR	04, 05, 07, 08, 46, 47, 48	Candelabra C	LED (3000K)	
						LD10C	LD20C
	2 HEADS 2A						
	2 HEADS + 1 2A1						
	3 HEADS 3A						
	3 HEADS + 1 3A1						
Model	Description	Glass: CH or CP					
30491 2A	2 heads down open bottom @ 180°	587 \$	59 \$	85 \$	90 \$	119 \$	185 \$
2A1	2 heads @ 180° + 1 center head	756 \$	88 \$	127 \$	135 \$	180 \$	277 \$
3A	3 heads down open bottom @ 120°	808 \$	88 \$	127 \$	135 \$	180 \$	277 \$
3A1	3 heads @ 120° + 1 center head	974 \$	118 \$	169 \$	180 \$	239 \$	369 \$
30494 2A	2 heads up @ 180°	619 \$	59 \$	85 \$	90 \$	119 \$	185 \$
2A1	2 heads @ 180° + 1 center head	798 \$	88 \$	127 \$	135 \$	180 \$	277 \$
3A	3 heads up @ 120°	851 \$	88 \$	127 \$	135 \$	180 \$	277 \$
3A1	3 heads @ 120° + 1 center head	1,036 \$	118 \$	169 \$	180 \$	239 \$	369 \$
30495 2A	2 heads down closed bottom @ 180°	619 \$	59 \$	85 \$	90 \$	119 \$	185 \$
2A1	2 heads @ 180° + 1 center head	798 \$	88 \$	127 \$	135 \$	180 \$	277 \$
3A	3 heads down closed bottom @ 120°	851 \$	88 \$	127 \$	135 \$	180 \$	277 \$
3A1	3 heads @ 120° + 1 center head	1,036 \$	118 \$	169 \$	180 \$	239 \$	369 \$

NOTES

- 1) Other multiple heads assemblies are available. Please contact our customer service or your representative.
- 2) For replacement glass, please consult page 199,

SAN DIEGO (05)

Small series

Catalog number example

10567-CS01-LD7C or 10567-CS01

Size | Mounting | Collection | Glass | Finish | Option LED

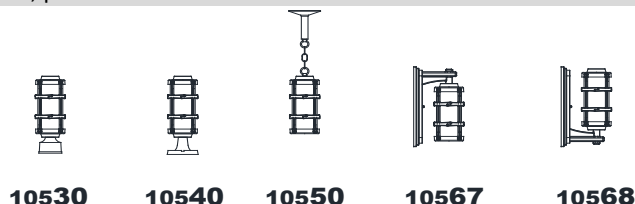
Small series

Base price adder

Model	Description	PRICE FOR FINISHES	Glass	Finishes	Options
		01, 03, 06, 09, 10, 20, 21, 27, 29, 39, 40, 49, 50, 51, 52, 53, 54	CS,SF, WR	04, 05, 07, 08, 46, 47, 48	LED (3000K)
		Glass: WG			LD7C
10530	pole mounting	152 \$	29 \$	18 \$	60 \$
10540	pedestal mount	174 \$	29 \$	18 \$	60 \$
10550	chain mount, open bottom	185 \$	29 \$	18 \$	60 \$
10567	downlight wall mount, open bottom	177 \$	29 \$	18 \$	60 \$
10568	uplight wall mount	177 \$	29 \$	18 \$	60 \$

NOTES

1) For multiple heads assemblies, please see below



SAN DIEGO (05)

Small series, multiple heads

Catalog number example

10567-CS01-2A-LD7C or 10567-CS01-2A

Size | Mounting | Collection | Glass | Finish | 2: No. of fixture around the pole | Option LED

Size | Mounting | Collection | Glass | Finish | 2: No. of fixture around the pole | A: Mounting on the side

Small series

Base price adder

Model	Description	PRICE FOR FINISHES	Glass	Finishes	Options
		01, 03, 06, 09, 10, 20, 21, 27, 29, 39, 40, 49, 50, 51, 52, 53, 54	CS,SF, WR	04, 05, 07, 08, 46, 47, 48	LED (3000K)
		Glass: WG			LD7C
10567 2A	2 heads down open bottom @ 180°	478 \$	59 \$	36 \$	119 \$
2A1	2 heads @ 180° + 1 center head	598 \$	88 \$	54 \$	180 \$
3A	3 heads down open bottom @ 120°	647 \$	88 \$	54 \$	180 \$
3A1	3 heads @ 120° + 1 center head	741 \$	118 \$	71 \$	239 \$
10568 2A	2 heads up @ 180°	478 \$	59 \$	36 \$	119 \$
2A1	2 heads @ 180° + 1 center head	598 \$	88 \$	54 \$	180 \$
3A	3 heads up @ 120°	647 \$	88 \$	54 \$	180 \$
3A1	3 heads @ 120° + 1 center head	741 \$	118 \$	71 \$	239 \$

NOTES

- 1) Other multiple heads assemblies are available. Please contact our customer service or your representative.
- 2) For replacement glass, please consult page 199,

SAN DIEGO (05)

Medium series

Catalog number example

$\frac{\text{Size}}{\text{Collection}}$ $\frac{\text{Mounting}}{\text{Glass}}$ $\frac{\text{Finish}}{\text{Option LED}}$
20567-CS01-LD7C
or

 $\frac{\text{Size}}{\text{Collection}}$ $\frac{\text{Mounting}}{\text{Glass}}$ $\frac{\text{Finish}}{\text{Option LED}}$
20567-CS01

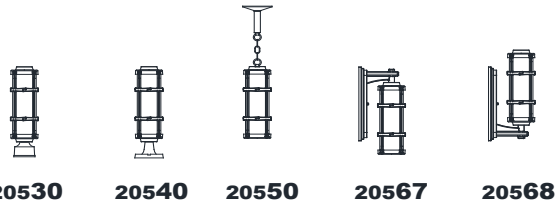
Medium series

Base price adder

Model	Description	PRICE FOR FINISHES	Glass	Finishes	Options
		01, 03, 06, 09, 10, 20, 21, 27, 29, 39, 40, 49, 50, 51, 52, 53, 54	CS,SF, WR	04, 05, 07, 08, 46, 47, 48	LED (3000K)
		Glass: WG			LD7C
20530	pole mounting	212 \$	29 \$	28 \$	60 \$
20540	pedestal mount	239 \$	29 \$	28 \$	60 \$
20550	chain mount, open bottom	248 \$	29 \$	28 \$	60 \$
20567	downlight wall mount, open bottom	241 \$	29 \$	28 \$	60 \$
20568	uplight wall mount	241 \$	29 \$	28 \$	60 \$

NOTES

1) For multiple heads assemblies, please see below



SAN DIEGO (05)

Medium series, multiple heads

Catalog number example

$\frac{\text{Size}}{\text{Collection}}$ $\frac{\text{Mounting}}{\text{Glass}}$ $\frac{\text{Finish}}{\text{Option LED}}$
20567-CS01-2A-LD7C
or

 $\frac{\text{Size}}{\text{Collection}}$ $\frac{\text{Mounting}}{\text{Glass}}$ $\frac{\text{Finish}}{\text{Option LED}}$
20567-CS01-2A

2: No. of fixture around the pole
 A: Mounting on the side

Medium series

Base price adder

Model	Description	PRICE FOR FINISHES	Glass	Finishes	Options
		01, 03, 06, 09, 10, 20, 21, 27, 29, 39, 40, 49, 50, 51, 52, 53, 54	CS,SF, WR	04, 05, 07, 08, 46, 47, 48	LED (3000K)
		Glass: WG			LD7C
20567 2A	2 heads down open bottom @ 180°	592 \$	59 \$	57 \$	119 \$
2A1	2 heads @ 180° + 1 center head	775 \$	88 \$	85 \$	180 \$
3A	3 heads down open bottom @ 120°	821 \$	88 \$	85 \$	180 \$
3A1	3 heads @ 120° + 1 center head	975 \$	118 \$	113 \$	239 \$
20568 2A	2 heads up @ 180°	592 \$	59 \$	57 \$	119 \$
2A1	2 heads @ 180° + 1 center head	775 \$	88 \$	85 \$	180 \$
3A	3 heads up @ 120°	821 \$	88 \$	85 \$	180 \$
3A1	3 heads @ 120° + 1 center head	975 \$	118 \$	113 \$	239 \$

NOTES

- Other multiple heads assemblies are available. Please contact our customer service or your representative.
- For replacement glass, please consult page 199,

SAN DIEGO (06) Small series

Catalog number example

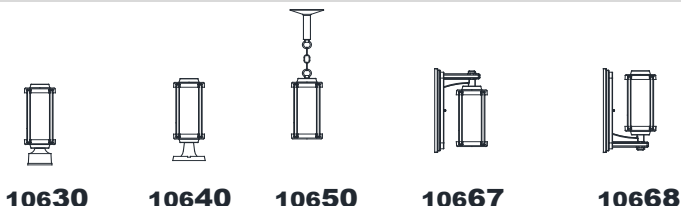
10667-CS01-LD7C or 10667-CS01

Size: Collection Mounting: Glass: Finish: Option LED
Size: Collection Mounting: Glass: Finish:

Small series		Base price adder			
Model	Description	PRICE FOR FINISHES	Glass	Finishes	Options
		01, 03, 06, 09, 10, 20, 21, 27, 29, 39, 40, 49, 50, 51, 52, 53, 54	CS,SF, WR	04, 05, 07, 08, 46, 47, 48	LED (3000K)
		Glass: WG			
10630	pole mounting	152 \$	29 \$	18 \$	60 \$
10640	pedestal mount	174 \$	29 \$	18 \$	60 \$
10650	chain mount, open bottom	185 \$	29 \$	18 \$	60 \$
10667	downlight wall mount, open bottom	177 \$	29 \$	18 \$	60 \$
10668	uplight wall mount	177 \$	29 \$	18 \$	60 \$

NOTES

1) For multiple heads assemblies, please see below



SAN DIEGO (06) Small series, multiple heads

Catalog number example

10667-CS01-2A-LD7C or 10667-CS01-2A

Size: Collection Mounting: Glass: Finish: 2: No. of fixture around the pole Option LED
Size: Collection Mounting: Glass: Finish: 2: No. of fixture around the pole

A: Mounting on the side
A: Mounting on the side

Small series		Base price adder			
Model	Description	PRICE FOR FINISHES	Glass	Finishes	Options
		01, 03, 06, 09, 10, 20, 21, 27, 29, 39, 40, 49, 50, 51, 52, 53, 54	CS,SF, WR	04, 05, 07, 08, 46, 47, 48	LED (3000K)
		Glass: WG			
10667 2A	2 heads down open bottom @ 180°	478 \$	59 \$	36 \$	119 \$
2A1	2 heads @ 180° + 1 center head	598 \$	88 \$	54 \$	180 \$
3A	3 heads down open bottom @ 120°	647 \$	88 \$	54 \$	180 \$
3A1	3 heads @ 120° + 1 center head	741 \$	118 \$	71 \$	239 \$
10668 2A	2 heads up @ 180°	478 \$	59 \$	36 \$	119 \$
2A1	2 heads @ 180° + 1 center head	598 \$	88 \$	54 \$	180 \$
3A	3 heads up @ 120°	647 \$	88 \$	54 \$	180 \$
3A1	3 heads @ 120° + 1 center head	741 \$	118 \$	71 \$	239 \$

NOTES

- 1) Other multiple heads assemblies are available. Please contact our customer service or your representative.
- 2) For replacement glass, please consult page 199,

SAN DIEGO (06)

Medium series

Catalog number example

20667-CS01-LD7C or 20667-CS01

Size Mounting Glass Option LED Size Mounting Glass Finish

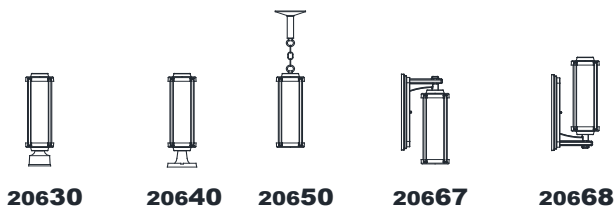
Medium series

Base price adder

Model	Description	PRICE FOR FINISHES	Glass	Finishes	Options
		01, 03, 06, 09, 10, 20, 21, 27, 29, 39, 40, 49, 50, 51, 52, 53, 54	CS,SF, WR	04, 05, 07, 08, 46, 47, 48	LED (3000K)
		Glass: WG			LD7C
20630	pole mounting	212 \$	29 \$	28 \$	60 \$
20640	pedestal mount	239 \$	29 \$	28 \$	60 \$
20650	chain mount, open bottom	248 \$	29 \$	28 \$	60 \$
20667	downlight wall mount, open bottom	241 \$	29 \$	28 \$	60 \$
20668	uplight wall mount	241 \$	29 \$	28 \$	60 \$

NOTES

1) For multiple heads assemblies, please see below



SAN DIEGO (06)

Medium series, multiple heads

Catalog number example

20667-CS01-LD7C or 20667-CS01

Size Mounting Glass Option LED Size Mounting Glass Finish

Medium series

Base price adder

Model	Description	PRICE FOR FINISHES	Glass	Finishes	Options
		01, 03, 06, 09, 10, 20, 21, 27, 29, 39, 40, 49, 50, 51, 52, 53, 54	CS,SF, WR	04, 05, 07, 08, 46, 47, 48	LED (3000K)
		Glass: WG			LD7C
20667 2A	2 heads down open bottom @ 180°	592 \$	59 \$	57 \$	119 \$
2A1	2 heads @ 180° + 1 center head	775 \$	88 \$	85 \$	180 \$
3A	3 heads down open bottom @ 120°	821 \$	88 \$	85 \$	180 \$
3A1	3 heads @ 120° + 1 center head	975 \$	118 \$	113 \$	239 \$
20668 2A	2 heads up @ 180°	592 \$	59 \$	57 \$	119 \$
2A1	2 heads @ 180° + 1 center head	775 \$	88 \$	85 \$	180 \$
3A	3 heads up @ 120°	821 \$	88 \$	85 \$	180 \$
3A1	3 heads @ 120° + 1 center head	975 \$	118 \$	113 \$	239 \$

NOTES

1) Other multiple heads assemblies are available. Please contact our customer service or your representative.
 2) For replacement glass, please consult page 199,

NEW YORK (07)

Small and medium series

Catalog number example



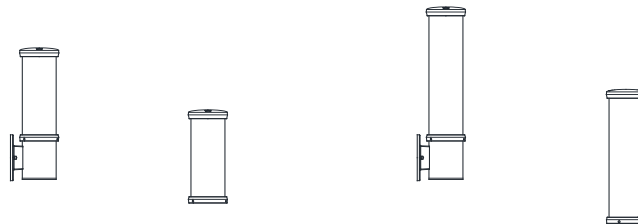
Small series 107 / Medium series 207

Base price adder

Model	Description	PRICE FOR FINISHES	Finishes	Options
		01, 03, 06, 09, 10, 20, 21, 27, 29, 39, 40, 49, 50, 51, 52, 53, 54	04, 05, 07, 08, 46, 47, 48	
		Glass: WR		
10720 LD7C	uplight wall mount	197 \$	18 \$	
10730 LD7C	pole mounting	169 \$	18 \$	
20720 LD7C	uplight wall mount	227 \$	28 \$	
20730 LD7C	pole mounting	197 \$	28 \$	

NOTES

- 1) LED Model only
- 2) For replacement glass, please consult page 199,



10720 10730 20720 20730

SALZBURG (08)

Medium series

Catalog number example

20812-CH01-LD10C
Size Collection Mounting Glass Finish Option LED

or

20812-CH01C
Size Collection Mounting Glass Finish Option Candelabra

Medium series

Base price adder

Model	Description	PRICE FOR FINISHES	Glass	Finishes	Options	
		01, 03, 06, 09, 10, 20, 21, 27, 29, 39, 40, 49, 50, 51, 52, 53, 54	AC, CH, CP, CS, DP, GC, MC, MW, MY, WP, WR	04, 05, 07, 08, 46, 47, 48	Candelabra	LED (3000K)
		Glass: TI			C	LD10C
20812	uplight wall mount	206 \$	24 \$	28 \$	45 \$	60 \$
20813	uplight wall mount, long finial	224 \$	24 \$	28 \$	45 \$	60 \$
20816	downlight wall mount, open bottom	191 \$	24 \$	28 \$	45 \$	60 \$
20818	downlight wall mount, closed bottom	206 \$	24 \$	28 \$	45 \$	60 \$
20830	pole mounting	189 \$	24 \$	28 \$	45 \$	60 \$
20835	3" square pole mounting	189 \$	24 \$	28 \$	45 \$	60 \$
20840	pedestal mount	217 \$	24 \$	28 \$	45 \$	60 \$
20850	chain mount, open bottom	199 \$	24 \$	28 \$	45 \$	60 \$
20855	chain mount, closed bottom	229 \$	24 \$	28 \$	45 \$	60 \$

NOTES

- 1) For multiple heads assemblies, please see following page.
- 2) For replacement glass, please consult page 199,



20812



20813



20816



20818



20830



20835



20840



20850



20855

SALZBURG (08)

Medium series, multiple heads

Catalog number example

20812-CH01-2A-LD10C

Size: 20812, Mounting: CH, Glass: 01, Finish: 2A, Option LED: LD10C

Collection: CH, Glass: 01, Finish: 2A, Option LED: LD10C

2: No. of fixture around the pole
A: Mounting on the side

or

20812-CH01C-2A1





Size: 20812, Mounting: CH01C, Glass: 01, Finish: 2A, Option Candelabra: 1

Collection: CH01C, Glass: 01, Finish: 2A, Option Candelabra: 1

2: No. of fixture around the pole
A: Mounting on the side
1: Center head

Medium series

Base price adder

		PRICE FOR FINISHES	Glass	Finishes	Options	
		01, 03, 06, 09, 10, 20, 21, 27, 29, 39, 40, 49, 50, 51, 52, 53, 54	AC, CH, CP, CS, DP, GC, MC, MW, MY, WP, WR	04, 05, 07, 08, 46, 47, 48	Candelabra C	LED (3000K)
						Glass: TI
	2 HEADS 2A	89.1				
	2 HEADS + 1 2A1					
	3 HEADS 3A					
	3 HEADS 3A1					
Model	Description					
20812 2A	2 heads up @ 180°	560 \$	49 \$	57 \$	90 \$	119 \$
2A1	2 heads @ 180° + 1 center head	709 \$	75 \$	85 \$	135 \$	180 \$
3A	3 heads up @ 120°	735 \$	75 \$	85 \$	135 \$	180 \$
3A1	3 heads @ 120° + 1 center head	882 \$	99 \$	113 \$	180 \$	239 \$
20813 2A	2 heads up, long finial @ 180°	589 \$	49 \$	57 \$	90 \$	119 \$
2A1	2 heads @ 180° + 1 center head	761 \$	75 \$	85 \$	135 \$	180 \$
3A	3 heads up, long finial @ 120°	785 \$	75 \$	85 \$	135 \$	180 \$
3A1	3 heads @ 120° + 1 center head	949 \$	99 \$	113 \$	180 \$	239 \$
20816 2A	2 heads down open bottom @ 180°	526 \$	49 \$	57 \$	90 \$	119 \$
2A1	2 heads @ 180° + 1 center head	662 \$	75 \$	85 \$	135 \$	180 \$
3A	3 heads down open bottom @ 120°	685 \$	75 \$	85 \$	135 \$	180 \$
3A1	3 heads @ 120° + 1 center head	818 \$	99 \$	113 \$	180 \$	239 \$
20818 2A	2 heads down closed bottom @ 180°	560 \$	49 \$	57 \$	90 \$	119 \$
2A1	2 heads @ 180° + 1 center head	709 \$	75 \$	85 \$	135 \$	180 \$
3A	3 heads down closed bottom @ 120°	735 \$	75 \$	85 \$	135 \$	180 \$
3A1	3 heads @ 120° + 1 center head	882 \$	99 \$	113 \$	180 \$	239 \$

NOTES

- 1) Other multiple heads assemblies are available. Please contact our customer service or your representative.
- 2) For replacement glass, please consult page 199,

SALZBURG (08)

Large series

Catalog number example

Size
30812-Mounting
CH01-Glass
LD10COption LED
 or

Size
30812-Mounting
CH01COption Candelabra

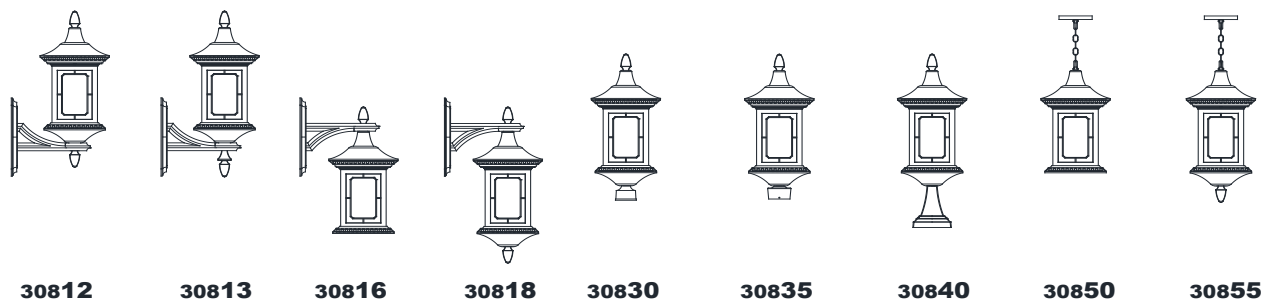
Large series

Base price adder

Model	Description	PRICE FOR FINISHES	Glass	Finishes	Options		
		01, 03, 06, 09, 10, 20, 21, 27, 29, 39, 40, 49, 50, 51, 52, 53, 54	AC, CH, CP, CS, DP, GC, MC, MW, MY, WP, WR	04, 05, 07, 08, 46, 47, 48	Candelabra	LED (3000K)	
		Glass: TI			C	LD10C	LD20C
30812	uplight wall mount	275 \$	29 \$	42 \$	45 \$	60 \$	92 \$
30813	uplight wall mount, long finial	301 \$	29 \$	42 \$	45 \$	60 \$	92 \$
30816	downlight wall mount, open bottom	260 \$	29 \$	42 \$	45 \$	60 \$	92 \$
30818	downlight wall mount, closed bottom	275 \$	29 \$	42 \$	45 \$	60 \$	92 \$
30830	pole mounting	260 \$	29 \$	42 \$	45 \$	60 \$	92 \$
30835	3" square pole mounting	260 \$	29 \$	42 \$	45 \$	60 \$	92 \$
30840	pedestal mount	293 \$	29 \$	42 \$	45 \$	60 \$	92 \$
30850	chain mount, open bottom	276 \$	29 \$	42 \$	45 \$	60 \$	92 \$
30855	chain mount, closed bottom	305 \$	29 \$	42 \$	45 \$	60 \$	92 \$

NOTES

- 1) For multiple heads assemblies, please see following page.
- 2) For replacement glass, please consult page 199,



SALZBURG (08)

Large series, multiple heads

Catalog number example

30812-CH01-2A-LD10C





Size: 30812, Mounting: CH, Glass: 01, Finish: 2A, Option LED: LD10C
 2: No. of fixture around the pole
 A: Mounting on the side

or 30812-CH01C-2A1

Size: 30812, Mounting: CH01C, Glass: 01, Option Candelabra: 2A, Finish: 1
 2: No. of fixture around the pole
 A: Mounting on the side
 1: Center head

Large series

Base price adder

		PRICE FOR FINISHES	Glass	Finishes	Options		
 2 HEADS 2A  2 HEADS + 1 2A1  3 HEADS 3A  3 HEADS + 1 3A1		01, 03, 06, 09, 10, 20, 21, 27, 29, 39, 40, 49, 50, 51, 52, 53, 54	AC, CH, CP, CS, DP, GC, MC, MW, MY, WP, WR	04, 05, 07, 08, 46, 47, 48	Candelabra	LED (3000K)	
Model	Description	Glass: TI			C	LD10C	LD20C
30812 2A	2 heads up @ 180°	695 \$	59 \$	85 \$	90 \$	119 \$	185 \$
2A1	2 heads @ 180° + 1 center head	917 \$	88 \$	127 \$	135 \$	180 \$	277 \$
3A	3 heads up @ 120°	938 \$	88 \$	127 \$	135 \$	180 \$	277 \$
3A1	3 heads @ 120° + 1 center head	1,155 \$	118 \$	169 \$	180 \$	239 \$	369 \$
30813 2A	2 heads up, long finial @ 180°	735 \$	59 \$	85 \$	90 \$	119 \$	185 \$
2A1	2 heads @ 180° + 1 center head	976 \$	88 \$	127 \$	135 \$	180 \$	277 \$
3A	3 heads up, long finial @ 120°	997 \$	88 \$	127 \$	135 \$	180 \$	277 \$
3A1	3 heads @ 120° + 1 center head	1,235 \$	118 \$	169 \$	180 \$	239 \$	369 \$
30816 2A	2 heads down open bottom @ 180°	662 \$	59 \$	85 \$	90 \$	119 \$	185 \$
2A1	2 heads @ 180° + 1 center head	865 \$	88 \$	127 \$	135 \$	180 \$	277 \$
3A	3 heads down open bottom @ 120°	887 \$	88 \$	127 \$	135 \$	180 \$	277 \$
3A1	3 heads @ 120° + 1 center head	1,087 \$	118 \$	169 \$	180 \$	239 \$	369 \$
30818 2A	2 heads down closed bottom @ 180°	695 \$	59 \$	85 \$	90 \$	119 \$	185 \$
2A1	2 heads @ 180° + 1 center head	917 \$	88 \$	127 \$	135 \$	180 \$	277 \$
3A	3 heads down closed bottom @ 120°	938 \$	88 \$	127 \$	135 \$	180 \$	277 \$
3A1	3 heads @ 120° + 1 center head	1,155 \$	118 \$	169 \$	180 \$	239 \$	369 \$

NOTES

- 1) Other multiple heads assemblies are available. Please contact our customer service or your representative.
- 2) For replacement glass, please consult page 199,

ORLANDO (09)

Small

Catalog number example

10930-CP01-LD7C-48

Size Mounting Glass Finish Option LED Height

Collection

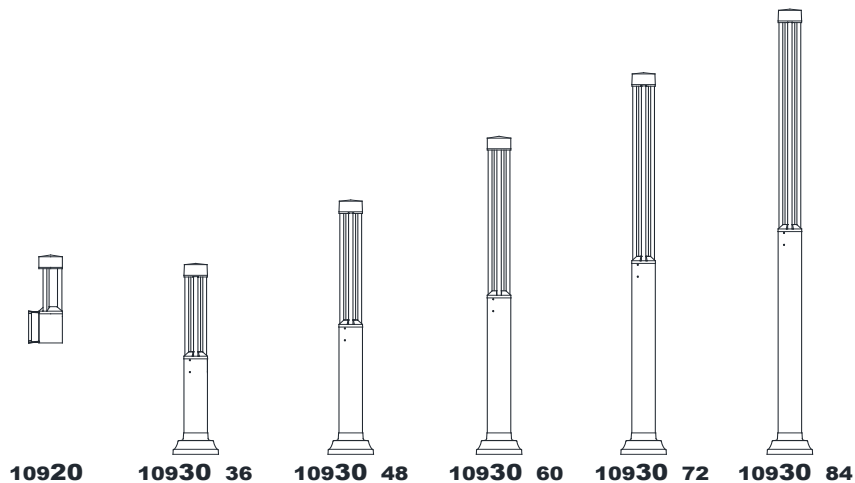
Small series

Base price adder

Model	Description	PRICE FOR FINISHES	Finishes	Options
		01, 03, 06, 09, 10, 20, 21, 27, 29, 39, 40, 49, 50, 51, 52, 53, 54	04, 05, 07, 08, 46, 47, 48	
		Glass: CP		
10920	LD7C uplight wall mount, 120 volts	288 \$	28 \$	
10920	LD8C uplight wall mount, 12 volts	288 \$	28 \$	
10930	LD7C mounting with pole, 84", 120 volts	455 \$	28 \$	
10930	LD8C mounting with pole, 84", 12 volts	455 \$	28 \$	
10930	LD12C mounting with pole, 84", 120 volts	498 \$	28 \$	

NOTES

- 1) Model in LED only; anchors included for 10930.
- 2) For model 10930, available in different height, multiple of 12" (maximum height 84", minimum height 36")
Above price is for 84", deduct 5.00\$ per feet for shorter.



TAMPA (11)

Small

Catalog number example

11131-WR01-LD14C-48WHV

Size: 11131 | Mounting: WR01 | Glass: LD14C | Finish: 48 | Option LED: WHV

or 11120-WR01-LD7C

Size: 11120 | Mounting: WR01 | Glass: LD7C | Option LED: (none)

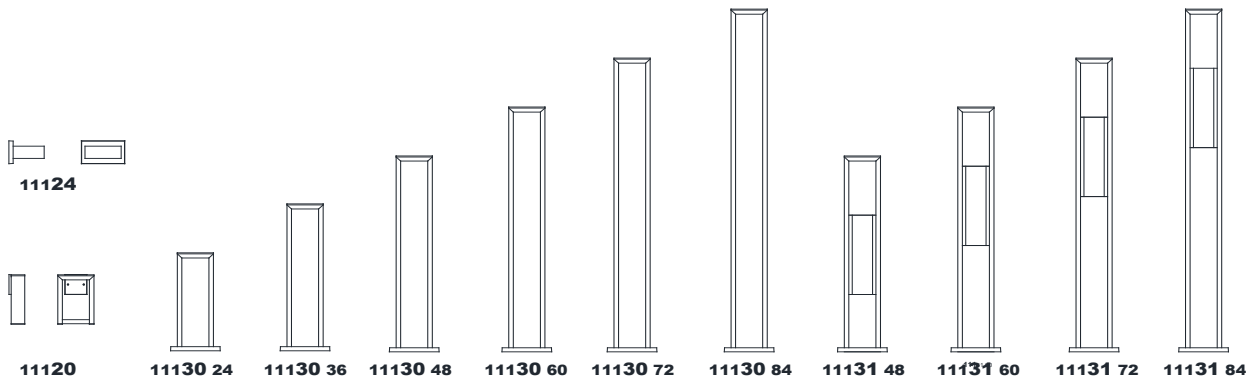
Small series

Base price adder

Model	Description	PRICE FOR FINISHES	Finishes	Options
		01, 03, 06, 09, 10, 20, 21, 27, 29, 39, 40, 49, 50, 51, 52, 53, 54	04, 05, 07, 08, 46, 47, 48	
		Glass: WR		
11120	LD7C uplight wall mount, 120 volts	309 \$	28 \$	
11120	LD8C uplight wall mount, 12 volts	309 \$	28 \$	
11124	LD7C wall applique, 120 volts	225 \$	28 \$	
11124	LD14C wall applique, 120 volts	244 \$	28 \$	
11130	LD14C post style, 84", 120 volts	447 \$	28 \$	
11130	LD8C post style, 84", 12 volts	447 \$	28 \$	
11131	LD14C post, plate, 84", 120 volts	585 \$	28 \$	
11131	LD14C post, plate 2-sided, 84", 120v	604 \$	28 \$	
11131	LD8C post, plate, 84", 12 volts	585 \$	28 \$	
11131	LD8C post, plate 2-sided, 84", 12v	604 \$	28 \$	

NOTES

- 1) Model in LED only; anchors included for 11130 et 11131
- 2) For model 11130, available in different height, multiple of 12" (maximum height 84", minimum height 24"
Above price is for 84", deduct 5.00\$ per feet for shorter.
- 3) For model 11131, available in 84", 72", 60", and 48" only. Above price is for 84", deduct 5.00\$ per feet for shorter



MANOR (12)

Small series

Catalog number example




Small series

Base price adder

Model	Description	PRICE FOR FINISHES	Glass		Finishes	Options	
		01, 03, 06, 09, 10, 20, 21, 27, 29, 39, 40, 49, 50, 51, 52, 53, 54	AC, CP, CS, DP, GB, GC, MC, MW, MY, SB,	TA, TB, TC, TD	04, 05, 07, 08, 46, 47, 48	Candelabra	LED (3000K)
			Glass: CB or CH			WP, WR	C
11220	uplight wall mount, stem	137 \$	24 \$	134 \$	18 \$	45 \$	60 \$
11224	uplight wall mount	122 \$	24 \$	134 \$	18 \$	45 \$	60 \$
11227	downlight wall mount, open bottom	93 \$	24 \$	134 \$	18 \$	n/d	60 \$
11230	post mount	112 \$	24 \$	134 \$	18 \$	45 \$	60 \$
11240	pedestal mount	158 \$	24 \$	134 \$	18 \$	45 \$	60 \$
11250	chain mount, open bottom	126 \$	24 \$	134 \$	18 \$	45 \$	60 \$
11256	stem mount, open bottom	138 \$	24 \$	134 \$	18 \$	45 \$	60 \$
11282	downlight wall mount, open bottom	196 \$	24 \$	134 \$	18 \$	45 \$	60 \$
11286	uplight wall mount	196 \$	24 \$	134 \$	18 \$	45 \$	60 \$

NOTES

- 1) For multiple heads assemblies, see following page.
- 2) For replacement glass, please consult page 199,



11220 11224 11227 11230 11240 11250 11256 11282 11286

MANOR (12)

Small series, multiple heads

Catalog number example

11224-CH01-2A-LD10C

Size: 11224, Mounting: CH, Glass: 01, Finish: 2A, Option LED: LD10C
 2: No. of fixture around the pole
 A: Mounting on the side





or

11224-CH01C-2A1

Size: 11224, Mounting: CH, Glass: 01C, Finish: 2A, Option Candelabra: 1
 2: No. of fixture around the pole
 A: Mounting on the side
 1: Center head

Small series

Base price adder

		PRICE FOR FINISHES	Glass		Finishes	Options	
		01, 03, 06, 09, 10, 20, 21, 27, 29, 39, 40, 49, 50, 51, 52, 53, 54	AC, CP, CS, DP, GB, GC, MC, MW, MY, SB,	TA, TB, TC, TD	04, 05, 07, 08, 46, 47, 48	Candelabra	LED (3000K)
Model	Description		Glass: CB or CH			WP, WR	C
 2 HEADS 2A  2 HEADS + 1 2A1  3 HEADS 3A  3 HEADS + 1 3A1 89.1							
11220	2A 2 heads up, stem @ 180°	366 \$	49 \$	269 \$	36 \$	90 \$	119 \$
	2A1 2 heads @ 180° + 1 center head	472 \$	75 \$	403 \$	54 \$	135 \$	180 \$
	3A 3 heads up, stem @ 120°	515 \$	75 \$	403 \$	54 \$	135 \$	180 \$
	3A1 3 heads @ 120° + 1 center head	625 \$	99 \$	538 \$	71 \$	180 \$	239 \$
11224	2A 2 heads up @ 180°	336 \$	49 \$	269 \$	36 \$	90 \$	119 \$
	2A1 2 heads @ 180° + 1 center head	419 \$	75 \$	403 \$	54 \$	135 \$	180 \$
	3A 3 heads up @ 120°	466 \$	75 \$	403 \$	54 \$	135 \$	180 \$
	3A1 3 heads @ 120° + 1 center head	534 \$	99 \$	538 \$	71 \$	180 \$	239 \$
11282	2A 2 heads down open bottom @ 180°	517 \$	49 \$	269 \$	36 \$	90 \$	119 \$
	2A1 2 heads @ 180° + 1 center head	602 \$	75 \$	403 \$	54 \$	135 \$	180 \$
	3A 3 heads down open bottom @ 120°	700 \$	75 \$	403 \$	54 \$	135 \$	180 \$
	3A1 3 heads @ 120° + 1 center head	785 \$	99 \$	538 \$	71 \$	180 \$	239 \$
11286	2A 2 heads up @ 180°	517 \$	49 \$	269 \$	36 \$	90 \$	119 \$
	2A1 2 heads @ 180° + 1 center head	602 \$	75 \$	403 \$	54 \$	135 \$	180 \$
	3A 3 heads up @ 120°	700 \$	75 \$	403 \$	54 \$	135 \$	180 \$
	3A1 3 heads @ 120° + 1 center head	785 \$	99 \$	538 \$	71 \$	180 \$	239 \$

NOTES

- 1) Other multiple heads assemblies are available. Please contact our customer service or your representative.
- 2) For replacement glass, please consult page 199,

MANOR (12)

Medium series

Catalog number example

21224-CH01-LD10C

Size: 21224, Mounting: CH, Glass: 01, Finish: LD, Option LED: 10C

or 21224-CH01C

Size: 21224, Mounting: CH, Glass: 01, Finish: C, Option Candelabra: 01C


Medium series

Base price adder

Model	Description	PRICE FOR FINISHES	Glass		Finishes	Options	
		01, 03, 06, 09, 10, 20, 21, 27, 29, 39, 40, 49, 50, 51, 52, 53, 54	AC, CP, CS, DP, GB, GC, MC, MW, MY, SB, WP, WR	TA, TB, TC, TD	04, 05, 07, 08, 46, 47, 48	Candelabra C	LED (3000K) LD10C
21220	uplight wall mount, stem	245 \$	24 \$	149 \$	28 \$	45 \$	60 \$
21224	uplight wall mount	237 \$	24 \$	149 \$	28 \$	45 \$	60 \$
21227	downlight wall mount, open bottom	155 \$	24 \$	149 \$	28 \$	45 \$	60 \$
21230	post mount	210 \$	24 \$	149 \$	28 \$	45 \$	60 \$
21240	pedestal mount	257 \$	24 \$	149 \$	28 \$	45 \$	60 \$
21250	chain mount, open bottom	225 \$	24 \$	149 \$	28 \$	45 \$	60 \$
21256	stem mount, open bottom	237 \$	24 \$	149 \$	28 \$	45 \$	60 \$
21282	downlight wall mount, open bottom	310 \$	24 \$	149 \$	28 \$	45 \$	60 \$
21286	uplight wall mount	310 \$	24 \$	149 \$	28 \$	45 \$	60 \$

NOTES

- 1) For multiple heads assemblies, see following page.
- 2) For replacement glass, please consult page 199,



21220 21224 21227 21230 21240 21250 21256 21282 21286

MANOR (12)

Medium series, multiple heads

Catalog number example

21224-CH01-2A-LD10C

Size: 21, 27, 29, 39, 40, 49, 50, 51, 52, 53, 54
 Collection: CH
 Mounting: 01
 Glass: 2
 Finish: A
 Option LED: LD

or

21224-CH01C-2A1

Size: 21, 27, 29, 39, 40, 49, 50, 51, 52, 53, 54
 Collection: CH
 Mounting: 01
 Glass: C
 Finish: 2
 Option Candelabra: A
 2: No. of fixture around the pole
 A: Mounting on the side
 1: Center head

Medium series

Base price adder

Model	Description	PRICE FOR FINISHES 01, 03, 06, 09, 10, 20, 21, 27, 29, 39, 40, 49, 50, 51, 52, 53, 54	Glass		Finishes 04, 05, 07, 08, 46, 47, 48	Options	
			Glass: CB or CH	WP, WR		TA, TB, TC, TD	Candelabra C
21220	2A 2 heads up, stem @ 180°	557 \$	49 \$	299 \$	57 \$	90 \$	119 \$
	2A1 2 heads @ 180° + 1 center head	743 \$	75 \$	448 \$	85 \$	135 \$	180 \$
	3A 3 heads up, stem @ 120°	788 \$	75 \$	448 \$	85 \$	135 \$	180 \$
	3A1 3 heads @ 120° + 1 center head	976 \$	99 \$	598 \$	113 \$	180 \$	239 \$
21224	2A 2 heads up @ 180°	543 \$	49 \$	299 \$	57 \$	90 \$	119 \$
	2A1 2 heads @ 180° + 1 center head	735 \$	75 \$	448 \$	85 \$	135 \$	180 \$
	3A 3 heads up @ 120°	764 \$	75 \$	448 \$	85 \$	135 \$	180 \$
	3A1 3 heads @ 120° + 1 center head	959 \$	99 \$	598 \$	113 \$	180 \$	239 \$
21282	2A 2 heads down open bottom @ 180°	815 \$	49 \$	299 \$	57 \$	90 \$	119 \$
	2A1 2 heads @ 180° + 1 center head	948 \$	75 \$	448 \$	85 \$	135 \$	180 \$
	3A 3 heads down open bottom @ 120°	1,107 \$	75 \$	448 \$	85 \$	135 \$	180 \$
	3A1 3 heads @ 120° + 1 center head	1,240 \$	99 \$	598 \$	113 \$	180 \$	239 \$
21286	2A 2 heads up @ 180°	815 \$	49 \$	299 \$	57 \$	90 \$	119 \$
	2A1 2 heads @ 180° + 1 center head	948 \$	75 \$	448 \$	85 \$	135 \$	180 \$
	3A 3 heads up @ 120°	1,107 \$	75 \$	448 \$	85 \$	135 \$	180 \$
	3A1 3 heads @ 120° + 1 center head	1,240 \$	99 \$	598 \$	113 \$	180 \$	239 \$

NOTES

- 1) Other multiple heads assemblies are available. Please contact our customer service or your representative.
- 2) For replacement glass, please consult page 199,

MANOR (12)

Large series

Catalog number example

31224-CH01-LD10C

Size | Mounting | Glass | Finish | Option LED
Collection

or

31224-CH01C

Size | Mounting | Glass | Finish | Option Candelabra
Collection


Large series

Base price adder

Model	Description	PRICE FOR FINISHES	Glass		Finishes	Options		
		01, 03, 06, 09, 10, 20, 21, 27, 29, 39, 40, 49, 50, 51, 52, 53, 54	AC, CP, CS, DP, GB, GC, MC, MW, MY, SB, WP, WR	TA, TB, TC, TD	04, 05, 07, 08, 46, 47, 48	Candelabra C	LED (3000K)	
							LD10C	LD20C
31220	uplight wall mount, stem	381 \$	29 \$	164 \$	42 \$	45 \$	60 \$	92 \$
31224	uplight wall mount	351 \$	29 \$	164 \$	42 \$	45 \$	60 \$	92 \$
31227	downlight wall mount, open bottom	251 \$	29 \$	164 \$	42 \$	45 \$	60 \$	92 \$
31230	post mount	333 \$	29 \$	164 \$	42 \$	45 \$	60 \$	92 \$
31240	pedestal mount	380 \$	29 \$	164 \$	42 \$	45 \$	60 \$	92 \$
31250	chain mount, open bottom	347 \$	29 \$	164 \$	42 \$	45 \$	60 \$	92 \$
31256	stem mount, open bottom	361 \$	29 \$	164 \$	42 \$	45 \$	60 \$	92 \$
31282	downlight wall mount, open bottom	400 \$	29 \$	164 \$	42 \$	45 \$	60 \$	92 \$
31286	uplight wall mount	400 \$	29 \$	164 \$	42 \$	45 \$	60 \$	92 \$

NOTES

- 1) For multiple heads assemblies, see following page.
- 2) For replacement glass, please consult page 199,



MANOR (12)

Large series, multiple heads

Catalog number example

31224-CH01-2A-LD10C

Size: 31224, Mounting: CH, Glass: 01, Finish: 2A, 2: No. of fixture around the pole, Option LED: LD10, A: Mounting on the side, C

or

31224-CH01C-2A1

Size: 31224, Mounting: CH, Glass: 01C, Finish: 2A, 2: No. of fixture around the pole, Option Candelabra: 01C, A: Mounting on the side, 1: Center head

Large series

Base price adder

Model	Description	PRICE FOR FINISHES							
		01, 03, 06, 09, 10, 20, 21, 27, 29, 39, 40, 49, 50, 51, 52, 53, 54		Glass		Finishes		Options	
		Glass: CB or CH	AC, CP, CS, DP, GB, GC, MC, MW, MY, SB, WP, WR	TA, TB, TC, TD	04, 05, 07, 08, 46, 47, 48	Candelabra	LED (3000K)		
					C	LD10C	LD20C		
31220 2A	2 heads up, stem @ 180°	837 \$	59 \$	328 \$	85 \$	90 \$	119 \$	185 \$	
2A1	2 heads @ 180° + 1 center head	1,101 \$	88 \$	492 \$	127 \$	135 \$	180 \$	277 \$	
3A	3 heads up, stem @ 120°	1,202 \$	88 \$	492 \$	127 \$	135 \$	180 \$	277 \$	
3A1	3 heads @ 120° + 1 center head	1,456 \$	118 \$	655 \$	169 \$	180 \$	239 \$	369 \$	
31224 2A	2 heads up @ 180°	775 \$	59 \$	328 \$	85 \$	90 \$	119 \$	185 \$	
2A1	2 heads @ 180° + 1 center head	1,027 \$	88 \$	492 \$	127 \$	135 \$	180 \$	277 \$	
3A	3 heads up @ 120°	1,108 \$	88 \$	492 \$	127 \$	135 \$	180 \$	277 \$	
3A1	3 heads @ 120° + 1 center head	1,353 \$	118 \$	655 \$	169 \$	180 \$	239 \$	369 \$	
31282 2A	2 heads down open bottom @ 180°	894 \$	59 \$	328 \$	85 \$	90 \$	119 \$	185 \$	
2A1	2 heads @ 180° + 1 center head	1,225 \$	88 \$	492 \$	127 \$	135 \$	180 \$	277 \$	
3A	3 heads down open bottom @ 120°	1,275 \$	88 \$	492 \$	127 \$	135 \$	180 \$	277 \$	
3A1	3 heads @ 120° + 1 center head	1,603 \$	118 \$	655 \$	169 \$	180 \$	239 \$	369 \$	
31286 2A	2 heads up @ 180°	894 \$	59 \$	328 \$	85 \$	90 \$	119 \$	185 \$	
2A1	2 heads @ 180° + 1 center head	1,225 \$	88 \$	492 \$	127 \$	135 \$	180 \$	277 \$	
3A	3 heads up @ 120°	1,275 \$	88 \$	492 \$	127 \$	135 \$	180 \$	277 \$	
3A1	3 heads @ 120° + 1 center head	1,603 \$	118 \$	655 \$	169 \$	180 \$	239 \$	369 \$	

NOTES

- 1) Other multiple heads assemblies are available. Please contact our customer service or your representative.
- 2) For replacement glass, please consult page 199,

MANOR (12)

XL series

Catalog number example

41224-CH01-LD20C

Size | Mounting | Glass | Finish | Option LED
Collection

41224-CH01C

Size | Mounting | Glass | Finish | Option Candelabra
Collection

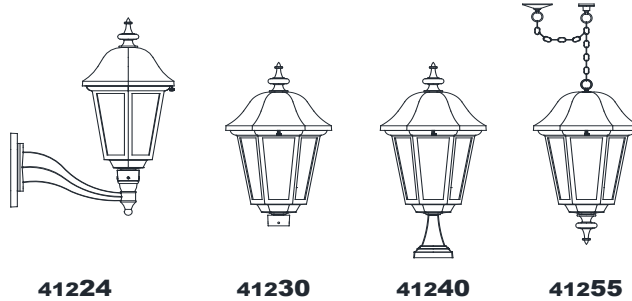
XL series

Base price adder

Model	Description	PRICE FOR FINISHES	Glass	Finishes	Options		
		01, 03, 06, 09, 10, 20, 21, 27, 29, 39, 40, 49, 50, 51, 52, 53, 54	CH, CP, CR, CS, DP, MC, SB, WP, WR	04, 05, 07, 08, 46, 47, 48	Candelabra	LED (3000K)	
		Glass: CB (trempé)			C	LD20C	LD40C
41224	uplight wall mount	1,299 \$	42 \$	88 \$	45 \$	92 \$	185 \$
41230	post mount	942 \$	42 \$	88 \$	45 \$	92 \$	185 \$
41240	pedestal mount	999 \$	42 \$	88 \$	45 \$	92 \$	185 \$
41255	chain mount, closed bottom	1,008 \$	42 \$	88 \$	45 \$	92 \$	185 \$

NOTES

2) For replacement glass, please consult page 199,



41224

41230

41240

41255

STURBRIDGE (13)

Small series

Catalog number example

11312-CH01-LD10C

Size | Mounting | Glass | Finish | Option LED
Collection

or

11312-CH01C

Size | Mounting | Glass | Finish | Option Candelabra
Collection

Small series

Base price adder

Model	Description	PRICE FOR FINISHES	Glass		Finishes	Options	
		01, 03, 06, 09, 10, 20, 21, 27, 29, 39, 40, 49, 50, 51, 52, 53, 54	AC, CP, CS, DP, GB, GC, MC, MW, MY, SB,	TA, TB, TC, TD	04, 05, 07, 08, 46, 47, 48	Candelabra	LED (3000K)
			Glass: CB or CH			WP, WR	C
11312	uplight wall mount	195 \$	24 \$	134 \$	18 \$	45 \$	60 \$
11313	uplight wall mount, stem	223 \$	24 \$	134 \$	18 \$	45 \$	60 \$
11316	downlight wall mount, open bottom	187 \$	24 \$	134 \$	18 \$	45 \$	60 \$
11330	post mount	158 \$	24 \$	134 \$	18 \$	45 \$	60 \$
11340	pedestal mount	202 \$	24 \$	134 \$	18 \$	45 \$	60 \$
11350	chain mount, open bottom	172 \$	24 \$	134 \$	18 \$	45 \$	60 \$
11356	stem mount, open bottom	185 \$	24 \$	134 \$	18 \$	45 \$	60 \$
11382	downlight wall mount, open bottom	202 \$	24 \$	134 \$	18 \$	45 \$	60 \$
11386	uplight wall mount	202 \$	24 \$	134 \$	18 \$	45 \$	60 \$

NOTES

- 1) For multiple heads assemblies, see following page.
- 2) For replacement glass, please consult page 199,



11312



11313



11316



11330



11340



11350



11356



11382



11386

STURBRIDGE (13)

Small series, multiple heads

Catalog number example

11312-CH01-2A-LD10C

Size: Collection Mounting Glass Finish Option LED
 2: No. of fixture around the pole
 A: Mounting on the side

or

11312-CH01C-2A1

Size: Collection Mounting Glass Finish Option Candelabra
 2: No. of fixture around the pole
 A: Mounting on the side
 1: Center head

Small series

Base price adder

		PRICE FOR FINISHES	Glass		Finishes	Options	
		01, 03, 06, 09, 10, 20, 21, 27, 29, 39, 40, 49, 50, 51, 52, 53, 54	AC, CP, CS, DP, GB, GC, MC, MW, MY, SB, WP, WR	TA, TB, TC, TD	04, 05, 07, 08, 46, 47, 48	Candelabra C	LED (3000K) LD10C
Model	Description	Glass: CB or CH					
11312	2A 2 heads up @ 180°	509 \$	49 \$	269 \$	36 \$	90 \$	119 \$
	2A1 2 heads @ 180° + 1 center head	657 \$	75 \$	403 \$	54 \$	135 \$	180 \$
	3A 3 heads up @ 120°	677 \$	75 \$	403 \$	54 \$	135 \$	180 \$
	3A1 3 heads @ 120° + 1 center head	819 \$	99 \$	538 \$	71 \$	180 \$	239 \$
11313	2A 2 heads up, stem @ 180°	580 \$	49 \$	269 \$	36 \$	90 \$	119 \$
	2A1 2 heads @ 180° + 1 center head	746 \$	75 \$	403 \$	54 \$	135 \$	180 \$
	3A 3 heads up, stem @ 120°	771 \$	75 \$	403 \$	54 \$	135 \$	180 \$
	3A1 3 heads @ 120° + 1 center head	932 \$	99 \$	538 \$	71 \$	180 \$	239 \$
11316	2A 2 heads down open bottom @ 180°	513 \$	49 \$	269 \$	36 \$	90 \$	119 \$
	2A1 2 heads @ 180° + 1 center head	644 \$	75 \$	403 \$	54 \$	135 \$	180 \$
	3A 3 heads down open bottom @ 120°	667 \$	75 \$	403 \$	54 \$	135 \$	180 \$
	3A1 3 heads @ 120° + 1 center head	796 \$	99 \$	538 \$	71 \$	180 \$	239 \$
11382	2A 2 heads down open bottom @ 180°	528 \$	49 \$	269 \$	36 \$	90 \$	119 \$
	2A1 2 heads @ 180° + 1 center head	614 \$	75 \$	403 \$	54 \$	135 \$	180 \$
	3A 3 heads down open bottom @ 120°	716 \$	75 \$	403 \$	54 \$	135 \$	180 \$
	3A1 3 heads @ 120° + 1 center head	802 \$	99 \$	538 \$	71 \$	180 \$	239 \$
11386	2A 2 heads up @ 180°	528 \$	49 \$	269 \$	36 \$	90 \$	119 \$
	2A1 2 heads @ 180° + 1 center head	614 \$	75 \$	403 \$	54 \$	135 \$	180 \$
	3A 3 heads up @ 120°	716 \$	75 \$	403 \$	54 \$	135 \$	180 \$
	3A1 3 heads @ 120° + 1 center head	802 \$	99 \$	538 \$	71 \$	180 \$	239 \$

NOTES

- 1) Other multiple heads assemblies are available. Please contact our customer service or your representative.
- 2) For replacement glass, please consult page 199,

STURBRIDGE (13)

Medium series

Catalog number example

21312-CH01-LD10C

Size: 21312, Mounting: CH, Glass: 01, Finish: LD, Option LED: 10C

21312-CH01C

Size: 21312, Mounting: CH, Glass: 01, Finish: C, Option Candelabra


Medium series

Base price adder

Model	Description	PRICE FOR FINISHES	Glass		Finishes	Options	
		01, 03, 06, 09, 10, 20, 21, 27, 29, 39, 40, 49, 50, 51, 52, 53, 54	AC, CP, CS, DP, GB, GC, MC, MW, MY, SB, WP, WR	TA, TB, TC, TD	04, 05, 07, 08, 46, 47, 48	Candelabra C	LED (300K) LD10C
21312	uplight wall mount	276 \$	24 \$	149 \$	28 \$	45 \$	60 \$
21313	uplight wall mount, stem	320 \$	24 \$	149 \$	28 \$	45 \$	60 \$
21316	downlight wall mount, open bottom	272 \$	24 \$	149 \$	28 \$	45 \$	60 \$
21330	post mount	237 \$	24 \$	149 \$	28 \$	45 \$	60 \$
21340	pedestal mount	280 \$	24 \$	149 \$	28 \$	45 \$	60 \$
21350	chain mount, open bottom	254 \$	24 \$	149 \$	28 \$	45 \$	60 \$
21356	stem mount, open bottom	266 \$	24 \$	149 \$	28 \$	45 \$	60 \$
21382	downlight wall mount, open bottom	280 \$	24 \$	149 \$	28 \$	45 \$	60 \$
21386	uplight wall mount	280 \$	24 \$	149 \$	28 \$	45 \$	60 \$

NOTES

- 1) For multiple heads assemblies, see following page.
- 2) For replacement glass, please consult page 199,



21312 21313 21316 21330 21340 21350 21356 21382 21386

STURBRIDGE (13)

Medium series, multiple heads

Catalog number example

21312-CH01-2A-LD10C

Size: 21312, Mounting: CH, Glass: 01, Finish: 2A, Option LED: LD10C
 2: No. of fixture around the pole
 A: Mounting on the side

or **21312-CH01C-2A1**

Size: 21312, Mounting: CH01C, Glass: 01, Finish: 2A, Option Candelabra: 1
 2: No. of fixture around the pole
 A: Mounting on the side
 1: Center head

Medium series

Base price adder

Model	Description	PRICE FOR FINISHES	Glass		Finishes	Options	
		01, 03, 06, 09, 10, 20, 21, 27, 29, 39, 40, 49, 50, 51, 52, 53, 54	AC, CP, CS, DP, GB, GC, MC, MW, MY, SB, WP, WR	TA, TB, TC, TD	04, 05, 07, 08, 46, 47, 48	Candelabra C	LED (3000K) LD10C
21312 2A	2 heads up @ 180°	722 \$	49 \$	299 \$	57 \$	90 \$	119 \$
2A1	2 heads @ 180° + 1 center head	932 \$	75 \$	448 \$	85 \$	135 \$	180 \$
3A	3 heads up @ 120°	960 \$	75 \$	448 \$	85 \$	135 \$	180 \$
3A1	3 heads @ 120° + 1 center head	1,162 \$	99 \$	598 \$	113 \$	180 \$	239 \$
21313 2A	2 heads up, stem @ 180°	835 \$	49 \$	299 \$	57 \$	90 \$	119 \$
2A1	2 heads @ 180° + 1 center head	1,076 \$	75 \$	448 \$	85 \$	135 \$	180 \$
3A	3 heads up, stem @ 120°	1,108 \$	75 \$	448 \$	85 \$	135 \$	180 \$
3A1	3 heads @ 120° + 1 center head	1,342 \$	99 \$	598 \$	113 \$	180 \$	239 \$
21316 2A	2 heads down open bottom @ 180°	752 \$	49 \$	299 \$	57 \$	90 \$	119 \$
2A1	2 heads @ 180° + 1 center head	943 \$	75 \$	448 \$	85 \$	135 \$	180 \$
3A	3 heads down open bottom @ 120°	977 \$	75 \$	448 \$	85 \$	135 \$	180 \$
3A1	3 heads @ 120° + 1 center head	1,165 \$	99 \$	598 \$	113 \$	180 \$	239 \$
21382 2A	2 heads down open bottom @ 180°	736 \$	49 \$	299 \$	57 \$	90 \$	119 \$
2A1	2 heads @ 180° + 1 center head	857 \$	75 \$	448 \$	85 \$	135 \$	180 \$
3A	3 heads down open bottom @ 120°	998 \$	75 \$	448 \$	85 \$	135 \$	180 \$
3A1	3 heads @ 120° + 1 center head	1,119 \$	99 \$	598 \$	113 \$	180 \$	239 \$
21386 2A	2 heads up @ 180°	736 \$	49 \$	299 \$	57 \$	90 \$	119 \$
2A1	2 heads @ 180° + 1 center head	857 \$	75 \$	448 \$	85 \$	135 \$	180 \$
3A	3 heads up @ 120°	998 \$	75 \$	448 \$	85 \$	135 \$	180 \$
3A1	3 heads @ 120° + 1 center head	1,119 \$	99 \$	598 \$	113 \$	180 \$	239 \$

NOTES

- 1) Other multiple heads assemblies are available. Please contact our customer service or your representative.
- 2) For replacement glass, please consult page 199,

STURBRIDGE (13)

Large series

Catalog number example

31312-CH01-LD10C

Size: 12, Mounting: CH, Glass: 01, Finish: LD, Option LED: C

or

31312-CH01C

Size: 12, Mounting: CH, Glass: 01, Option Candelabra: C


Large series

Base price adder

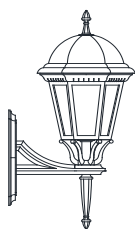
Model	Description	PRICE FOR FINISHES	Glass		Finishes	Options		
		01, 03, 06, 09, 10, 20, 21, 27, 29, 39, 40, 49, 50, 51, 52, 53, 54	AC, CP, CS, DP, GB, GC, MC, MW, MY, SB,	TA, TB, TC, TD	04, 05, 07, 08, 46, 47, 48	Candelabra	LED (3000K)	
			WP, WR				C	LD10C
31312	uplight wall mount	452 \$	29 \$	164 \$	42 \$	45 \$	60 \$	92 \$
31313	uplight wall mount, stem	491 \$	29 \$	164 \$	42 \$	45 \$	60 \$	92 \$
31316	downlight wall mount, open bottom	442 \$	29 \$	164 \$	42 \$	45 \$	60 \$	92 \$
31330	post mount	398 \$	29 \$	164 \$	42 \$	45 \$	60 \$	92 \$
31340	pedestal mount	439 \$	29 \$	164 \$	42 \$	45 \$	60 \$	92 \$
31350	chain mount, open bottom	452 \$	29 \$	164 \$	42 \$	45 \$	60 \$	92 \$
31356	stem mount, open bottom	463 \$	29 \$	164 \$	42 \$	45 \$	60 \$	92 \$
31382	downlight wall mount, open bottom	452 \$	29 \$	164 \$	42 \$	45 \$	60 \$	92 \$
31386	uplight wall mount	452 \$	29 \$	164 \$	42 \$	45 \$	60 \$	92 \$

NOTES

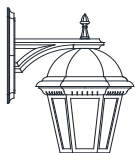
- 1) For multiple heads assemblies, see following page.
- 2) For replacement glass, please consult page 199,



31312



31313



31316



31330



31340




31350



31356



31382



31386

STURBRIDGE (13)

Large series, multiple heads


Catalog number example

31312-CH01-2A-LD10C



or

31312-CH01C-2A1



Large series

Base price adder

Model	Description	PRICE FOR FINISHES						Options		
		01, 03, 06, 09, 10, 20, 21, 27, 29, 39, 40, 49, 50, 51, 52, 53, 54	Glass		Finishes 04, 05, 07, 08, 46, 47, 48	Candelabra C	LED (3000K)			
			AC, CP, CS, DP, GB, GC, MC, MW, MY, SB, WP, WR	TA, TB, TC, TD			LD10C	LD20C		
31312 2A	2 heads up @ 180°	1,140 \$	59 \$	328 \$	85 \$	90 \$	119 \$	185 \$		
2A1	2 heads @ 180° + 1 center head	1,502 \$	88 \$	492 \$	127 \$	135 \$	180 \$	277 \$		
3A	3 heads up @ 120°	1,539 \$	88 \$	492 \$	127 \$	135 \$	180 \$	277 \$		
3A1	3 heads @ 120° + 1 center head	1,894 \$	118 \$	655 \$	169 \$	180 \$	239 \$	369 \$		
31313 2A	2 heads up, stem @ 180°	1,201 \$	59 \$	328 \$	85 \$	90 \$	119 \$	185 \$		
2A1	2 heads @ 180° + 1 center head	1,595 \$	88 \$	492 \$	127 \$	135 \$	180 \$	277 \$		
3A	3 heads up, stem @ 120°	1,631 \$	88 \$	492 \$	127 \$	135 \$	180 \$	277 \$		
3A1	3 heads @ 120° + 1 center head	2,020 \$	118 \$	655 \$	169 \$	180 \$	239 \$	369 \$		
31316 2A	2 heads down open bottom @ 180°	1,129 \$	59 \$	328 \$	85 \$	90 \$	119 \$	185 \$		
2A1	2 heads @ 180° + 1 center head	1,478 \$	88 \$	492 \$	127 \$	135 \$	180 \$	277 \$		
3A	3 heads down open bottom @ 120°	1,515 \$	88 \$	492 \$	127 \$	135 \$	180 \$	277 \$		
3A1	3 heads @ 120° + 1 center head	1,859 \$	118 \$	655 \$	169 \$	180 \$	239 \$	369 \$		
31382 2A	2 heads down open bottom @ 180°	1,009 \$	59 \$	328 \$	85 \$	90 \$	119 \$	185 \$		
2A1	2 heads @ 180° + 1 center head	1,383 \$	88 \$	492 \$	127 \$	135 \$	180 \$	277 \$		
3A	3 heads down open bottom @ 120°	1,437 \$	88 \$	492 \$	127 \$	135 \$	180 \$	277 \$		
3A1	3 heads @ 120° + 1 center head	1,809 \$	118 \$	655 \$	169 \$	180 \$	239 \$	369 \$		
31386 2A	2 heads up @ 180°	1,009 \$	59 \$	328 \$	85 \$	90 \$	119 \$	185 \$		
2A1	2 heads @ 180° + 1 center head	1,383 \$	88 \$	492 \$	127 \$	135 \$	180 \$	277 \$		
3A	3 heads up @ 120°	1,437 \$	88 \$	492 \$	127 \$	135 \$	180 \$	277 \$		
3A1	3 heads @ 120° + 1 center head	1,809 \$	118 \$	655 \$	169 \$	180 \$	239 \$	369 \$		

NOTES

- 1) Other multiple heads assemblies are available. Please contact our customer service or your representative.
- 2) For replacement glass, please consult page 199,

JAMESTOWN (14)

Small series

Catalog number example

11412-CH01-LD10C

Size: 11412 | Mounting: CH01 | Glass: | Finish: | Option LED: LD10C

or

114124-CH01C

Size: 114124 | Mounting: CH01 | Glass: | Finish: | Option Candelabra: C

Small series

Base price adder

Model	Description	PRICE FOR FINISHES	Glass		Finishes	Options	
		01, 03, 06, 09, 10, 20, 21, 27, 29, 39, 40, 49, 50, 51, 52, 53, 54	AC, CP, CS, DP, GB, GC, MC, MW, MY, SB,	TA, TB, TC, TD	04, 05, 07, 08, 46, 47, 48	Candelabra	LED (3000K)
			WP, WR			C	LD10C
11412	uplight wall mount	162 \$	24 \$	134 \$	18 \$	45 \$	60 \$
11413	uplight wall mount, stem	176 \$	24 \$	134 \$	18 \$	45 \$	60 \$
11418	downlight wall mount, closed bottom	162 \$	24 \$	134 \$	18 \$	45 \$	60 \$
11430	post mount	129 \$	24 \$	134 \$	18 \$	45 \$	60 \$
11440	pedestal mount	169 \$	24 \$	134 \$	18 \$	45 \$	60 \$
11455	chain mount, closed bottom	141 \$	24 \$	134 \$	18 \$	45 \$	60 \$
11457	stem mount, closed bottom	152 \$	24 \$	134 \$	18 \$	45 \$	60 \$
11482	downlight wall mount, open bottom	176 \$	24 \$	134 \$	18 \$	45 \$	60 \$
11486	uplight wall mount	176 \$	24 \$	134 \$	18 \$	45 \$	60 \$

NOTES

- 1) For multiple heads assemblies, see following page.
- 2) For replacement glass, please consult page 199,



11412



11413



11418



11430



11440



11455



11457



11482



11486

JAMESTOWN (14)

Small series, multiple heads

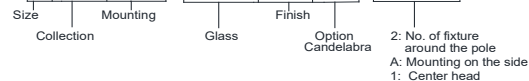
Catalog number example

11412CH01-2A-LD10C



or

11412-CH01C-2A1



Small series

Base price adder

		PRICE FOR FINISHES	Glass		Finishes	Options	
		01, 03, 06, 09, 10, 20, 21, 27, 29, 39, 40, 49, 50, 51, 52, 53, 54	AC, CP, CS, DP, GB, GC, MC, MW, MY, SB, WP, WR	TA, TB, TC, TD	04, 05, 07, 08, 46, 47, 48	Cardelabra	LED (3000K)
Model	Description	Glass: CB or CH				C	LD10C
11412 2A	2 heads up @ 180°	423 \$	49 \$	269 \$	36 \$	90 \$	119 \$
2A1	2 heads @ 180° + 1 center head	545 \$	75 \$	403 \$	54 \$	135 \$	180 \$
3A	3 heads up @ 120°	562 \$	75 \$	403 \$	54 \$	135 \$	180 \$
3A1	3 heads @ 120° + 1 center head	681 \$	99 \$	538 \$	71 \$	180 \$	239 \$
11413 2A	2 heads up, stem @ 180°	460 \$	49 \$	269 \$	36 \$	90 \$	119 \$
2A1	2 heads @ 180° + 1 center head	593 \$	75 \$	403 \$	54 \$	135 \$	180 \$
3A	3 heads up, stem @ 120°	611 \$	75 \$	403 \$	54 \$	135 \$	180 \$
3A1	3 heads @ 120° + 1 center head	740 \$	99 \$	538 \$	71 \$	180 \$	239 \$
11418 2A	2 heads down closed bottom @ 180°	423 \$	49 \$	269 \$	36 \$	90 \$	119 \$
2A1	2 heads @ 180° + 1 center head	545 \$	75 \$	403 \$	54 \$	135 \$	180 \$
3A	3 heads down closed bottom @ 120°	562 \$	75 \$	403 \$	54 \$	135 \$	180 \$
3A1	3 heads @ 120° + 1 center head	681 \$	99 \$	538 \$	71 \$	180 \$	239 \$
11482 2A	2 heads down open bottom @ 180°	462 \$	49 \$	269 \$	36 \$	90 \$	119 \$
2A1	2 heads @ 180° + 1 center head	538 \$	75 \$	403 \$	54 \$	135 \$	180 \$
3A	3 heads down open bottom @ 120°	626 \$	75 \$	403 \$	54 \$	135 \$	180 \$
3A1	3 heads @ 120° + 1 center head	702 \$	99 \$	538 \$	71 \$	180 \$	239 \$
11486 2A	2 heads up @ 180°	462 \$	49 \$	269 \$	36 \$	90 \$	119 \$
2A1	2 heads @ 180° + 1 center head	538 \$	75 \$	403 \$	54 \$	135 \$	180 \$
3A	3 heads up @ 120°	626 \$	75 \$	403 \$	54 \$	135 \$	180 \$
3A1	3 heads @ 120° + 1 center head	702 \$	99 \$	538 \$	71 \$	180 \$	239 \$

NOTES

- 1) Other multiple heads assemblies are available. Please contact our customer service or your representative.
- 2) For replacement glass, please consult page 199,

JAMESTOWN (14)

Medium series

Catalog number example

21412-CH01-LD10C

Size: 21412, Mounting: CH, Glass: 01, Finish: LD, Option LED: 10C

or

21412-CH01C

Size: 21412, Mounting: CH, Glass: 01, Finish: C, Option Candelabra

Medium series

Base price adder

Model	Description	PRICE FOR FINISHES	Glass		Finishes	Options	
		01, 03, 06, 09, 10, 20, 21, 27, 29, 39, 40, 49, 50, 51, 52, 53, 54	AC, CP, CS, DP, GB, GC, MC, MW, MY, SB,	TA, TB, TC, TD	04, 05, 07, 08, 46, 47, 48	Candelabra	LED (3000K)
			Glass: CB or CH			WP, WR	C
21412	uplight wall mount	272 \$	24 \$	149 \$	28 \$	45 \$	60 \$
21413	uplight wall mount, stem	277 \$	24 \$	149 \$	28 \$	45 \$	60 \$
21418	downlight wall mount, closed bottom	272 \$	24 \$	149 \$	28 \$	45 \$	60 \$
21430	post mount	236 \$	24 \$	149 \$	28 \$	45 \$	60 \$
21440	pedestal mount	276 \$	24 \$	149 \$	28 \$	45 \$	60 \$
21455	chain mount, closed bottom	248 \$	24 \$	149 \$	28 \$	45 \$	60 \$
21457	stem mount, closed bottom	260 \$	24 \$	149 \$	28 \$	45 \$	60 \$
21482	downlight wall mount, open bottom	273 \$	24 \$	149 \$	28 \$	45 \$	60 \$
21486	uplight wall mount	273 \$	24 \$	149 \$	28 \$	45 \$	60 \$

NOTES

- 1) For multiple heads assemblies, see following page.
- 2) For replacement glass, please consult page 199,



21412



21413



21418



21430



21440



21455



21457



21482



21486

JAMESTOWN (14)

Medium series, multiple heads

Catalog number example

21412-CH01-2A-LD10C

Size: 21412, Mounting: CH01, Glass: 2A, Finish: LD10C
 2: No. of fixture around the pole
 A: Mounting on the side
 Option LED

or 21412-CH01C-2A1

Size: 21412, Mounting: CH01C, Glass: 2A, Finish: 1
 2: No. of fixture around the pole
 1: Center head
 Option Candelabra

Medium series

Base price adder

Model	Description	PRICE FOR FINISHES	Glass		Finishes	Options	
		01, 03, 06, 09, 10, 20, 21, 27, 29, 39, 40, 49, 50, 51, 52, 53, 54	AC, CP, CS, DP, GB, GC, MC, MW, MY, SB, WP, WR	TA, TB, TC, TD	04, 05, 07, 08, 46, 47, 48	Candelabra C	LED (3000K) LD10C
21412 2A	2 heads up @ 180°	714 \$	49 \$	299 \$	57 \$	90 \$	119 \$
2A1	2 heads @ 180° + 1 center head	920 \$	75 \$	448 \$	85 \$	135 \$	180 \$
3A	3 heads up @ 120°	947 \$	75 \$	448 \$	85 \$	135 \$	180 \$
3A1	3 heads @ 120° + 1 center head	1,147 \$	99 \$	598 \$	113 \$	180 \$	239 \$
21413 2A	2 heads up, stem @ 180°	729 \$	49 \$	299 \$	57 \$	90 \$	119 \$
2A1	2 heads @ 180° + 1 center head	941 \$	75 \$	448 \$	85 \$	135 \$	180 \$
3A	3 heads up, stem @ 120°	968 \$	75 \$	448 \$	85 \$	135 \$	180 \$
3A1	3 heads @ 120° + 1 center head	1,173 \$	99 \$	598 \$	113 \$	180 \$	239 \$
21418 2A	2 heads down closed bottom @ 180°	752 \$	49 \$	299 \$	57 \$	90 \$	119 \$
2A1	2 heads @ 180° + 1 center head	944 \$	75 \$	448 \$	85 \$	135 \$	180 \$
3A	3 heads down closed bottom @ 120°	978 \$	75 \$	448 \$	85 \$	135 \$	180 \$
3A1	3 heads @ 120° + 1 center head	1,167 \$	99 \$	598 \$	113 \$	180 \$	239 \$
21482 2A	2 heads down open bottom @ 180°	720 \$	49 \$	299 \$	57 \$	90 \$	119 \$
2A1	2 heads @ 180° + 1 center head	839 \$	75 \$	448 \$	85 \$	135 \$	180 \$
3A	3 heads down open bottom @ 120°	978 \$	75 \$	448 \$	85 \$	135 \$	180 \$
3A1	3 heads @ 120° + 1 center head	1,095 \$	99 \$	598 \$	113 \$	180 \$	239 \$
21486 2A	2 heads up @ 180°	720 \$	49 \$	299 \$	57 \$	90 \$	119 \$
2A1	2 heads @ 180° + 1 center head	839 \$	75 \$	448 \$	85 \$	135 \$	180 \$
3A	3 heads up @ 120°	978 \$	75 \$	448 \$	85 \$	135 \$	180 \$
3A1	3 heads @ 120° + 1 center head	1,095 \$	99 \$	598 \$	113 \$	180 \$	239 \$

NOTES

- 1) Other multiple heads assemblies are available. Please contact our customer service or your representative.
- 2) For replacement glass, please consult page 199,

JAMESTOWN (14)

Large series

Catalog number example

31412-CH01-LD10C

Size: 31412, Collection: CH, Mounting: 01, Glass: LD, Finish: 10, Option LED: C

or 31412-CH01C

Size: 31412, Collection: CH, Mounting: 01, Glass: C, Finish: 01, Option Candelabra: C

Large series

Base price adder


Model	Description	PRICE FOR FINISHES	Glass		Finishes	Options		
		01, 03, 06, 09, 10, 20, 21, 27, 29, 39, 40, 49, 50, 51, 52, 53, 54	AC, CP, CS, DP, GB, GC, MC, MW, MY, SB,	TA, TB, TC, TD	04, 05, 07, 08, 46, 47, 48	Candelabra	LED (3000K)	
			Glass: CB or CH				WP, WR	C
31412	uplight wall mount	393 \$	29 \$	164 \$	42 \$	45 \$	60 \$	92 \$
31413	uplight wall mount, stem	435 \$	29 \$	164 \$	42 \$	45 \$	60 \$	92 \$
31418	downlight wall mount, closed bottom	393 \$	29 \$	164 \$	42 \$	45 \$	60 \$	92 \$
31430	post mount	324 \$	29 \$	164 \$	42 \$	45 \$	60 \$	92 \$
31440	pedestal mount	364 \$	29 \$	164 \$	42 \$	45 \$	60 \$	92 \$
31455	chain mount, closed bottom	341 \$	29 \$	164 \$	42 \$	45 \$	60 \$	92 \$
31457	stem mount, closed bottom	352 \$	29 \$	164 \$	42 \$	45 \$	60 \$	92 \$
31482	downlight wall mount, open bottom	419 \$	29 \$	164 \$	42 \$	45 \$	60 \$	92 \$
31486	uplight wall mount	419 \$	29 \$	164 \$	42 \$	45 \$	60 \$	92 \$

NOTES


- 1) For multiple heads assemblies, see following page.
- 2) For replacement glass, please consult page 199,



31412



31413



31418



31430



31440



31455



31457



31482



31486

JAMESTOWN (14)

Large series, multiple heads


Catalog number example

31412-CH01-2A-LD10C



or

31412-CH01C-2A1



Large series

Base price adder

Model	Description	PRICE FOR FINISHES	Base price adder					
			Glass	Finishes	Options			
					Candelabra	LED (3000K)		
Glass: CB or CH	WP, WR	TA, TB, TC, TD	04, 05, 07, 08, 46, 47, 48	C	LD10C	LD20C		
31412 2A	2 heads up @ 180°	996 \$	59 \$	328 \$	85 \$	90 \$	119 \$	185 \$
2A1	2 heads @ 180° + 1 center head	1,313 \$	88 \$	492 \$	127 \$	135 \$	180 \$	277 \$
3A	3 heads up @ 120°	1,344 \$	88 \$	492 \$	127 \$	135 \$	180 \$	277 \$
3A1	3 heads @ 120° + 1 center head	1,653 \$	118 \$	655 \$	169 \$	180 \$	239 \$	369 \$
31413 2A	2 heads up, stem @ 180°	1,071 \$	59 \$	328 \$	85 \$	90 \$	119 \$	185 \$
2A1	2 heads @ 180° + 1 center head	1,421 \$	88 \$	492 \$	127 \$	135 \$	180 \$	277 \$
3A	3 heads up, stem @ 120°	1,454 \$	88 \$	492 \$	127 \$	135 \$	180 \$	277 \$
3A1	3 heads @ 120° + 1 center head	1,800 \$	118 \$	655 \$	169 \$	180 \$	239 \$	369 \$
31418 2A	2 heads down closed bottom @ 180°	1,004 \$	59 \$	328 \$	85 \$	90 \$	119 \$	185 \$
2A1	2 heads @ 180° + 1 center head	1,316 \$	88 \$	492 \$	127 \$	135 \$	180 \$	277 \$
3A	3 heads down closed bottom @ 120°	1,348 \$	88 \$	492 \$	127 \$	135 \$	180 \$	277 \$
3A1	3 heads @ 120° + 1 center head	1,654 \$	118 \$	655 \$	169 \$	180 \$	239 \$	369 \$
31482 2A	2 heads down open bottom @ 180°	941 \$	59 \$	328 \$	85 \$	90 \$	119 \$	185 \$
2A1	2 heads @ 180° + 1 center head	1,288 \$	88 \$	492 \$	127 \$	135 \$	180 \$	277 \$
3A	3 heads down open bottom @ 120°	1,339 \$	88 \$	492 \$	127 \$	135 \$	180 \$	277 \$
3A1	3 heads @ 120° + 1 center head	1,686 \$	118 \$	655 \$	169 \$	180 \$	239 \$	369 \$
31486 2A	2 heads up @ 180°	941 \$	59 \$	328 \$	85 \$	90 \$	119 \$	185 \$
2A1	2 heads @ 180° + 1 center head	1,288 \$	88 \$	492 \$	127 \$	135 \$	180 \$	277 \$
3A	3 heads up @ 120°	1,339 \$	88 \$	492 \$	127 \$	135 \$	180 \$	277 \$
3A1	3 heads @ 120° + 1 center head	1,686 \$	118 \$	655 \$	169 \$	180 \$	239 \$	369 \$

NOTES

- 1) Other multiple heads assemblies are available. Please contact our customer service or your representative.
- 2) For replacement glass, please consult page 199,

JAMESTOWN (14)

XL series

Catalog number example

41424-CH01-LD20C

Size: 41424 | Mounting: CH01 | Glass: LD20 | Finish: C | Option LED

or 41424-CH01C

Size: 41424 | Mounting: CH01 | Glass: C | Option Candelabra


XL series

Base price adder

Model	Description	PRICE FOR FINISHES	Glass	Finishes	Options		
		01, 03, 06, 09, 10, 20, 21, 27, 29, 39, 40, 49, 50, 51, 52, 53, 54	CH, CP, CR, CS, DP, MC, SB, WP, WR	04, 05, 07, 08, 46, 47, 48	Candelabra	LED (3000K)	
		Glass: CB (tempered)			C	LD20C	LD40C
41424	uplight wall mount	1,154 \$	42 \$	88 \$	45 \$	92 \$	185 \$
41430	post mount	840 \$	42 \$	88 \$	45 \$	92 \$	185 \$
41440	pedestal mount	892 \$	42 \$	88 \$	45 \$	92 \$	185 \$
41455	chain mount, closed bottom	897 \$	42 \$	88 \$	45 \$	92 \$	185 \$

NOTES

1) For replacement glass, please consult page 199,



41424



41430



41440



41455

HABITAT (15)

Medium series

Catalog number example

21562-CH01-LD10C

Size: 21562 | Mounting: CH01 | Glass: LD10C | Option LED

or **21562-CH01**

Size: 21562 | Mounting: CH01 | Glass

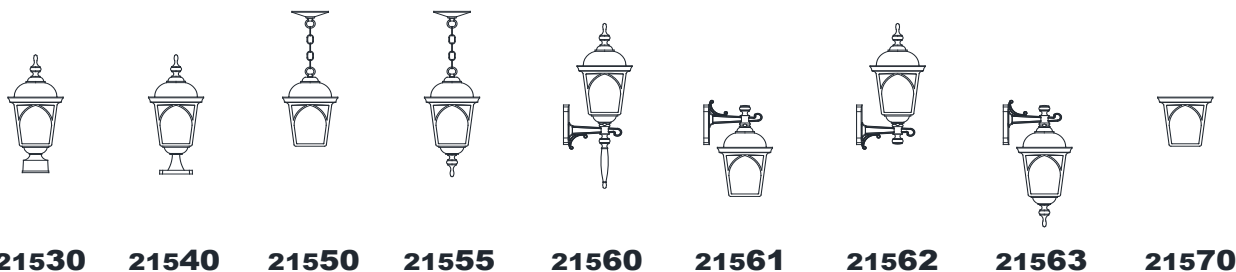
Medium series

Base price adder

Model	Description	PRICE FOR FINISHES	Glass	Finishes	Options
		01, 03, 06, 09, 10, 20, 21, 27, 29, 39, 40, 49, 50, 51, 52, 53, 54	AC, CH, CP, CS, DP, GC, MC, MW, MY, WP, WR	04, 05, 07, 08, 46, 47, 48	LED (3000K) LD10C
21530	post mount	88 \$	24 \$	28 \$	60 \$
21540	pedestal mount	116 \$	24 \$	28 \$	60 \$
21550	chain mount, open bottom	96 \$	24 \$	28 \$	60 \$
21555	chain mount, closed bottom	101 \$	24 \$	28 \$	60 \$
21560	uplight wall mount, stem	104 \$	24 \$	28 \$	60 \$
21561	downlight wall mount, open bottom	93 \$	24 \$	28 \$	60 \$
21562	uplight wall mount	97 \$	24 \$	28 \$	60 \$
21563	downlight wall mount, closed bottom	97 \$	24 \$	28 \$	60 \$
21570	ceiling mount	94 \$	24 \$	28 \$	60 \$

NOTES

- 1) For multiple heads assemblies, see following page.
- 2) For replacement glass, please consult page 199,



HABITAT (15)

Medium series, multiple heads

Catalog number example

21562-CH01-2A-LD10C





Size: 21562, Mounting: CH, Glass: 01, Finish: 2A, 2: No. of fixture around the pole, Option LED: LD10C
A: Mounting on the side

or **21562-CH01-2A1**

Size: 21562, Mounting: CH, Glass: 01, Finish: 2A1, 2: No. of fixture around the pole, 1: Center head
A: Mounting on the side

Medium series

Base price adder

		PRICE FOR FINISHES	Glass	Finishes	Options
		01, 03, 06, 09, 10, 20, 21, 27, 29, 39, 40, 49, 50, 51, 52, 53, 54	AC, CH, CP, CS, DP, GC, MC, MW, MY, WP, WR	04, 05, 07, 08, 46, 47, 48	LED (3000K)
					Glass: HA or HE
 2 HEADS 2A	 2 HEADS + 1 2A1	 3 HEADS 3A	 3 HEADS + 1 3A1		
Model	Description				
21560 2A	2 heads up, stem @ 180°	265 \$	49 \$	57 \$	119 \$
2A1	2 heads @ 180° + 1 center head	352 \$	75 \$	85 \$	180 \$
3A	3 heads up, stem @ 120°	358 \$	75 \$	85 \$	180 \$
3A1	3 heads @ 120° + 1 center head	441 \$	99 \$	113 \$	239 \$
21561 2A	2 heads down, open bottom @ 180°	229 \$	49 \$	57 \$	119 \$
2A1	2 heads @ 180° + 1 center head	315 \$	75 \$	85 \$	180 \$
3A	3 heads down, open bottom @ 120°	313 \$	75 \$	85 \$	180 \$
3A1	3 heads @ 120° + 1 center head	398 \$	99 \$	113 \$	239 \$
21562 2A	2 heads up @ 180°	240 \$	49 \$	57 \$	119 \$
2A1	2 heads @ 180° + 1 center head	325 \$	75 \$	85 \$	180 \$
3A	3 heads up @ 120°	327 \$	75 \$	85 \$	180 \$
3A1	3 heads @ 120° + 1 center head	415 \$	99 \$	113 \$	239 \$
21563 2A	2 heads down closed bottom @ 180°	240 \$	49 \$	57 \$	119 \$
2A1	2 heads @ 180° + 1 center head	325 \$	75 \$	85 \$	180 \$
3A	3 heads down closed bottom @ 120°	327 \$	75 \$	85 \$	180 \$
3A1	3 heads @ 120° + 1 center head	415 \$	99 \$	113 \$	239 \$

NOTES

- 1) Other multiple heads assemblies are available. Please contact our customer service or your representative.
- 2) For replacement glass, please consult page 199,

STOCKHOLM (16)

Small series

Catalog number example

11621-CP01-LD10C

Size: 11621, Mounting: CP, Glass: 01, Finish: LD, Option LED: 10C

or 11621-CP01

Size: 11621, Mounting: CP, Glass: 01, Finish: 01

Small series

Base price adder

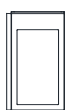
Model	Description	PRICE FOR FINISHES	Finishes	Options
		01, 03, 06, 09, 10, 20, 21, 27, 29, 39, 40, 49, 50, 51, 52, 53, 54		LED (3000K)
		Glass: CP or CS	04, 05, 07, 08, 46, 47, 48	LD10C
11621	downlight wall mount, open bottom	219 \$	18 \$	60 \$
11627	downlight wall applique, open bottom	219 \$	18 \$	60 \$
11630	mounting for 3" round pole	208 \$	18 \$	60 \$
11635	mounting for 3" square pole	208 \$	18 \$	60 \$
11636	side 3" square pole, down, open bottom	219 \$	18 \$	60 \$
11640	pedestal mount	232 \$	18 \$	60 \$
11650	chain mount, open bottom	234 \$	18 \$	60 \$

NOTES

1) For replacement glass, please consult page 199,



11621



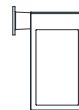
11627



11630



11635



11636



11640



11650

STOCKHOLM (16)

Medium series

Catalog number example



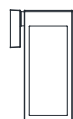
Medium series

Base price adder

Model	Description	PRICE FOR FINISHES	Finishes	Options
				LED (3000K)
		01, 03, 06, 09, 10, 20, 21, 27, 29, 39, 40, 49, 50, 51, 52, 53, 54	04, 05, 07, 08, 46, 47, 48	
		Glass: CP or CS		LD10C
21621	downlight wall mount, open bottom	230 \$	28 \$	60 \$
21627	downlight wall mount, open bottom 89.1	230 \$	28 \$	60 \$
21630	mounting for 3" round pole	218 \$	28 \$	60 \$
21635	mounting for 3" square pole	218 \$	28 \$	60 \$
21636	side 3" square pole, down, open bottom	230 \$	28 \$	60 \$
21640	pedestal mount	243 \$	28 \$	60 \$
21650	chain mount, open bottom	245 \$	28 \$	60 \$

NOTES

1) For replacement glass, please consult page 199,



21621



21627



21630



21635



21636



21640



21650

STOCKHOLM (16) Large series

Catalog number example

31621-CP01-LD10C
Size Mounting Glass Finish Option LED
Collection

or

31621-CP01
Size Mounting Glass Finish
Collection

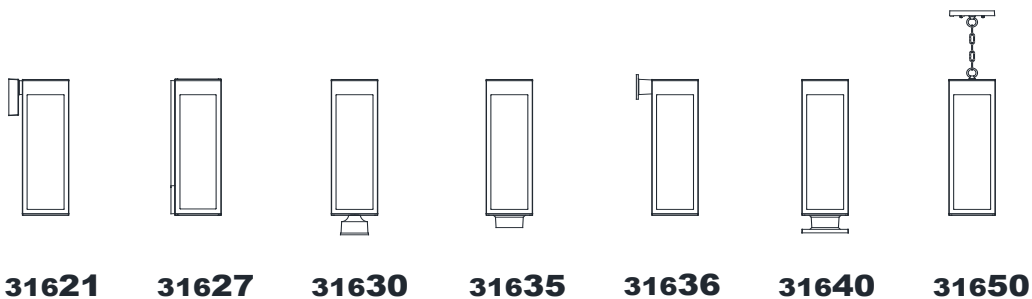
Large series

Base price adder

Model	Description	PRICE FOR FINISHES	Finishes	Options	
		01, 03, 06, 09, 10, 20, 21, 27, 29, 39, 40, 49, 50, 51, 52, 53, 54		LED (3000K)	
				Glass: CP or CS	LD10C
31621	downlight wall mount, open bottom	250 \$	42 \$	60 \$	92 \$
31627	downlight wall applique, open bottom	250 \$	42 \$	60 \$	0 \$
31630	mounting for 3" round pole	238 \$	42 \$	60 \$	92 \$
31635	mounting for 3" square pole	238 \$	42 \$	60 \$	92 \$
31636	side 3" square pole, down, open bottom	250 \$	42 \$	60 \$	92 \$
31640	pedestal mount	264 \$	42 \$	60 \$	92 \$
31650	chain mount, open bottom	267 \$	42 \$	60 \$	92 \$

NOTES

1) For replacement glass, please consult page 199,



BRIDGEPORT (18)

Medium series

Catalog number example

21899-CS01-LD10C
Size | Mounting | Glass | Finish | Option LED
Collection

21899-CS01C
Size | Mounting | Glass | Finish | Option Candelabra
Collection

Medium series

Base price adder

Model	Description	PRICE FOR FINISHES	Finishes	Options
		01, 03, 06, 09, 10, 20, 21, 27, 29, 39, 40, 49, 50, 51, 52, 53, 54	04, 05, 07, 08, 46, 47, 48	LED (3000K)
		Glass: CS		LD10C
21827	downlight wall mount, open bottom	299 \$	28 \$	60 \$
21830	post mount	240 \$	28 \$	60 \$
21840	pedestal mount	272 \$	28 \$	60 \$
21850	chain mount, open bottom	282 \$	28 \$	60 \$
21899	downlight wall mount, open bottom	424 \$	28 \$	60 \$

NOTES

1) For multiple heads assemblies, please see below



21827



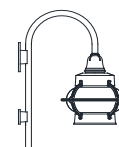
21830



21840



21850



21899

BRIDGEPORT (18)

Medium series, multiple heads

Catalog number example

21899-CS01-2A-LD10C
Size | Mounting | Glass | Finish | 2: No. of fixture around the pole | Option LED
Collection | A: Mounting on the side

21899-CS01C-2A1
Size | Mounting | Glass | Finish | Option Candelabra | 2: No. of fixture around the pole
Collection | A: Mounting on the side | 1: Center head

Medium series

Base price adder

Model	Description	PRICE FOR FINISHES	Finishes	Options
		01, 03, 06, 09, 10, 20, 21, 27, 29, 39, 40, 49, 50, 51, 52, 53, 54	04, 05, 07, 08, 46, 47, 48	LED (3000K)
		Glass: CS		LD10C
21899 2A	2 heads down open bottom @ 180°	952 \$	57 \$	119 \$
2A1	2 heads @ 180° + 1 center head	1,179 \$	85 \$	180 \$
3A	3 heads down open bottom @ 120°	1,363 \$	85 \$	180 \$
3A1	3 heads @ 120° + 1 center head	1,604 \$	113 \$	239 \$

NOTES

1) Other multiple heads assemblies are available. Please contact our customer service or your representative.

2) For replacement glass, please consult page 199,

BRIDGEPORT (18)

Large series

Catalog number example

31899-CS01-LD10C

Size: Collection, Mounting: Glass, Finish: Option LED

or **31899-CS01C**

Size: Collection, Mounting: Glass, Finish: Option Candelabra

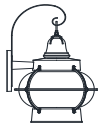
Large series

Base price adder

Model	Description	PRICE FOR FINISHES	Finishes	Options	
		01, 03, 06, 09, 10, 20, 21, 27, 29, 39, 40, 49, 50, 51, 52, 53, 54	04, 05, 07, 08, 46, 47, 48	LED (3000K)	
		Glass: CS		LD10C	LD20C
31827	downlight wall mount, open bottom	432 \$	42 \$	60 \$	92 \$
31830	post mount	401 \$	42 \$	60 \$	92 \$
31840	pedestal mount	432 \$	42 \$	60 \$	92 \$
31850	chain mount, open bottom	424 \$	42 \$	60 \$	92 \$
31899	downlight wall mount, open bottom	597 \$	42 \$	60 \$	92 \$

NOTES

1) For multiple heads assemblies, please see below



31827



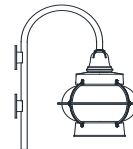
31830



31840



31850



31899

BRIDGEPORT (18)

Large series, multiple heads

Catalog number example

31899-CS01-2A-LD10C

Size: Collection, Mounting: Glass, Finish: 2: No. of fixture around the pole, A: Mounting on the side, Option LED

or **31899-CS01C-2A1**

Size: Collection, Mounting: Glass, Finish: Option Candelabra, 2: No. of fixture around the pole, A: Mounting on the side, 1: Center head

Large series

Base price adder

Model	Description	PRICE FOR FINISHES	Finishes	Options	
		01, 03, 06, 09, 10, 20, 21, 27, 29, 39, 40, 49, 50, 51, 52, 53, 54	04, 05, 07, 08, 46, 47, 48	LED (3000K)	
		Glass: CS		LD10C	LD20C
31899 2A	2 heads down open bottom @ 180°	1,286 \$	85 \$	119 \$	185 \$
2A1	2 heads @ 180° + 1 center head	1,687 \$	127 \$	180 \$	277 \$
3A	3 heads down open bottom @ 120°	1,884 \$	127 \$	180 \$	277 \$
3A1	3 heads @ 120° + 1 center head	2,332 \$	169 \$	239 \$	369 \$

NOTES

1) Other multiple heads assemblies are available. Please contact our customer service or your representative.

2) For replacement glass, please consult page 199,

MIAMI (19)

Catalog number example

11924 - WR01 - LD10C or 11924 - WR01

Size Mounting Glass Finish Option LED Size Mounting Glass Finish
Collection Collection Glass

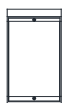
		Base price adder		
Model	Description	PRICE FOR FINISHES	Finishes	Options
		01, 03, 06, 09, 10, 20, 21, 27, 29, 39, 40, 49, 50, 51, 52, 53, 54	04, 05, 07, 08, 46, 47, 48	LED (3000K)
		Glass: WR		LD10C
11924	downlight wall mount	169 \$	18 \$	60 \$
11927	downlight wall mount	182 \$	18 \$	60 \$
11930	single post mount	176 \$	18 \$	60 \$
11932	double post mount	338 \$	36 \$	119 \$

NOTES

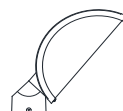
1) For replacement glass, please consult page 199,



11924



11927



11930



11932

CAPE COD (20)

Catalog number example

12030-WR01-LD10C

or

12030-WR01

Size
Collection

Mounting

Glass

Finish

Option LED

Size

Collection

Mounting

Glass

Finish

Base price adder

Model	Description	PRICE FOR FINISHES	Finishes	Options
		01, 03, 06, 09, 10, 20, 21, 27, 29, 39, 40, 49, 50, 51, 52, 53, 54	04, 05, 07, 08, 46, 47, 48	LED (3000K)
		Glass: WR		LD10C
12030	single post mount	190 \$	18 \$	60 \$
12031	single post mount	192 \$	18 \$	60 \$
12032	double post mount	380 \$	36 \$	119 \$
12033	double post mount	385 \$	36 \$	119 \$
12034	double post mount	387 \$	36 \$	119 \$
12076	flush wall mount	190 \$	18 \$	60 \$
12077	flush wall mount	192 \$	18 \$	60 \$

NOTES

1) For replacement glass, please consult page 199,



SYDNEY (21)

Catalog number example

12132-WR01-LD10C
Size Mounting Glass Finish Option LED
Collection

or

12132-WR01
Size Mounting Glass Finish
Collection

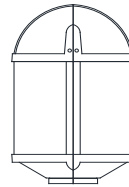
		Base price adder		
Model	Description	PRICE FOR FINISHES	Finishes	Options
			01, 03, 06, 09, 10, 20, 21, 27, 29, 39, 40, 49, 50, 51, 52, 53, 54	
		Glass: WR		LD10C
12132	double post mount	178 \$	36 \$	119 \$
12176	flush wall mount	120 \$	18 \$	60 \$

NOTES

1) For replacement glass, please consult page 199,



12176



12132

SAN FRANCISCO (22) Small series

Catalog number example

12221-FG01-LD7C
Size | Mounting | Glass | Finish | Option LED
Collection

or

12221-FG01
Size | Mounting | Glass | Finish
Collection

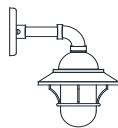
Small series

Base price adder

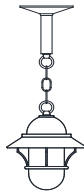
Model	Description	PRICE FOR FINISHES	Finishes	Options
		01, 03, 06, 09, 10, 20, 21, 27, 29, 39, 40, 49, 50, 51, 52, 53, 54	04, 05, 07, 08, 46, 47, 48	LED (3000K)
		Glass: FG		LD7C
12221	downlight wall mount, globe and cage	157 \$	18 \$	60 \$
12250	chain mount, globe and cage	141 \$	18 \$	60 \$
12299	downlight wall mount, globe and cage	157 \$	18 \$	60 \$

NOTES

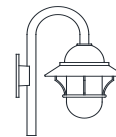
1) For multiple heads assemblies, please see below.



12221



12250



12299

SAN FRANCISCO (22) Small series, multiple heads

Catalog number example

12299-FG01-2A-LD7C
Size | Mounting | Glass | Finish | 2: No. of fixture around the pole | Option LED
Collection

or

12299-FG01-2A
Size | Mounting | Glass | Finish | 2: No. of fixture around the pole
Collection

A: Mounting on the side
 A: Mounting on the side

Small series

Base price adder

Model	Description	PRICE FOR FINISHES	Finishes	Options
		01, 03, 06, 09, 10, 20, 21, 27, 29, 39, 40, 49, 50, 51, 52, 53, 54	04, 05, 07, 08, 46, 47, 48	LED (3000K)
		Glass: FG		LD7C
12299 1A	1 head down @ 90°, globe and cage	263 \$	18 \$	60 \$
12299 2A	2 heads down @ 180°, globe and cage	424 \$	36 \$	119 \$
3A	3 heads down @ 120°, globe and cage	585 \$	54 \$	180 \$

NOTES

1) Other multiple heads assemblies are available. Please contact our customer service or your representative.

2) For replacement glass, please consult page 199,

SAN FRANCISCO (22) Medium series

Catalog number example

22221-FG01-LD7C
Size Mounting Glass Finish Option LED
Collection Glass Option LED

or

22221-FG01
Size Mounting Glass Finish
Collection Glass Finish

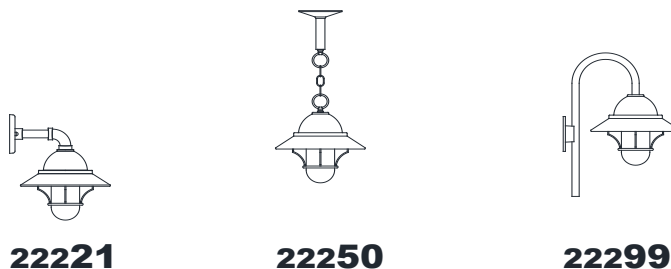
Medium series

Base price adder

Model	Description	PRICE FOR FINISHES	Finishes	Options
				LED (3000K)
		01, 03, 06, 09, 10, 20, 21, 27, 29, 39, 40, 49, 50, 51, 52, 53, 54	04, 05, 07, 08, 46, 47, 48	LD7C
		Glass: FG		
22221	downlight wall mount, globe and cage	204 \$	28 \$	60 \$
22250	chain mount, globe and cage	187 \$	28 \$	60 \$
22299	downlight wall mount, globe and cage	204 \$	28 \$	60 \$

NOTES

1) For multiple heads assemblies, please see below.



SAN FRANCISCO (22) Medium series, multiple heads

Catalog number example

22299-FG01-2A-LD7C
Size Mounting Glass Finish 2: No. of fixture around the pole A: Mounting on the side Option LED
Collection Glass Option LED

or

22299-FG01-2A
Size Mounting Glass Finish 2: No. of fixture around the pole A: Mounting on the side
Collection Glass

Medium series

Base price adder

Model	Description	PRICE FOR FINISHES	Finishes	Options
				LED (3000K)
		01, 03, 06, 09, 10, 20, 21, 27, 29, 39, 40, 49, 50, 51, 52, 53, 54	04, 05, 07, 08, 46, 47, 48	LD7C
		Glass: FG		
22299 1A	1 head down @ 90°, globe and cage	316 \$	28 \$	60 \$
2A	2 heads down @ 180°, globe and cage	524 \$	57 \$	119 \$
3A	3 heads down @ 120°, globe and cage	733 \$	85 \$	180 \$

NOTES

1) Other multiple heads assemblies are available. Please contact our customer service or your representative.
 2) For replacement glass, please consult page 199,

SAN FRANCISCO (22) Large series

Catalog number example

32221-FG01-LD7C or **32221-FG01**

Size | Mounting | Glass | Finish | Option LED | Size | Mounting | Glass | Finish

Collection | Collection | Glass | Glass

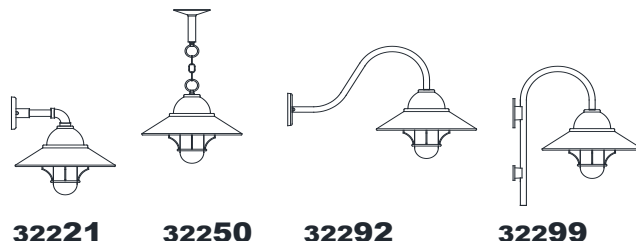
Large series

Base price adder

Model	Description	PRICE FOR FINISHES	Finishes	Options
		01, 03, 06, 09, 10, 20, 21, 27, 29, 39, 40, 49, 50, 51, 52, 53, 54	04, 05, 07, 08, 46, 47, 48	LED (3000K)
		Glass: FG		LD7C
32221	downlight wall mount, globe and cage	249 \$	42 \$	60 \$
32250	chain mount, globe and cage	238 \$	42 \$	60 \$
32292	downlight wall mount, globe and cage	263 \$	42 \$	60 \$
32299	downlight wall mount, globe and cage	263 \$	42 \$	60 \$

NOTES

1) For multiple heads assemblies, please see below.



SAN FRANCISCO (22) Large series, multiple heads

Catalog number example

32299-FG01-2A-LD7C or **32299-FG01-2A**

Size | Mounting | Glass | Finish | 2: No. of fixture around the pole | Option LED | Size | Mounting | Glass | Finish | 2: No. of fixture around the pole | A: Mounting on the side

Collection | Collection | Glass | Glass

Large series

Base price adder

Modèle	Description	PRICE FOR FINISHES	Finishes	Options
		01, 03, 06, 09, 10, 20, 21, 27, 29, 39, 40, 49, 50, 51, 52, 53, 54	04, 05, 07, 08, 46, 47, 48	LED (3000K)
		Glass: FG		LD7C
32299 1A	1 head down @ 90°, globe and cage	371 \$	42 \$	60 \$
2A	2 heads down @ 180°, globe and cage	640 \$	85 \$	119 \$
3A	3 heads down @ 120°, globe and cage	909 \$	127 \$	180 \$

NOTES

- 1) Other multiple heads assemblies are available. Please contact our customer service or your representative.
- 2) For replacement glass, please consult page 199,

SAN FRANCISCO (23) Small series

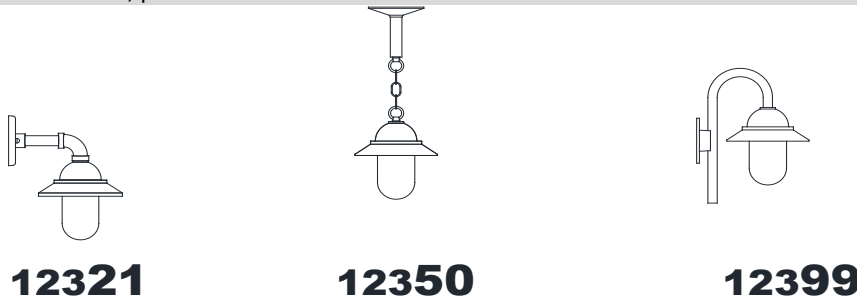
Catalog number example



Small series		Base price adder		
Model	Description	PRICE FOR FINISHES	Finishes	Options
		01, 03, 06, 09, 10, 20, 21, 27, 29, 39, 40, 49, 50, 51, 52, 53, 54	04, 05, 07, 08, 46, 47, 48	LED (3000K)
		Glass: FG		LD7C
12321	downlight wall mount, globe	102 \$	18 \$	60 \$
12350	chain mount, globe	80 \$	18 \$	60 \$
12399	downlight wall mount, globe	102 \$	18 \$	60 \$

NOTES

1) For multiple heads assemblies, please see below.



SAN FRANCISCO (23) Small series, multiple heads

Catalog number example



Small series		Base price adder		
Model	Description	PRICE FOR FINISHES	Finishes	Options
		01, 03, 06, 09, 10, 20, 21, 27, 29, 39, 40, 49, 50, 51, 52, 53, 54	04, 05, 07, 08, 46, 47, 48	LED (3000K)
		Glass: FG		LD7C
12399 1A	1 head down @ 180°, globe	207 \$	18 \$	60 \$
2A	2 heads down @ 180°, globe	315 \$	36 \$	119 \$
3A	3 heads down @ 120°, globe	422 \$	54 \$	180 \$

NOTES

1) Other multiple heads assemblies are available. Please contact our customer service or your representative.
 2) For replacement glass, please consult page 199.

SAN FRANCISCO (23) Medium series

Catalog number example

22321-FG01-LD7C
Size Mounting Glass Finish Option LED
Collection

or

22321-FG01
Size Mounting Glass Finish
Collection

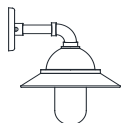
Medium series

Base price adder

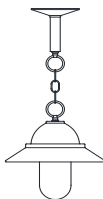
Model	Description	PRICE FOR FINISHES	Finishes	Options
		01, 03, 06, 09, 10, 20, 21, 27, 29, 39, 40, 49, 50, 51, 52, 53, 54	04, 05, 07, 08, 46, 47, 48	LED (3000K)
		Glass: FG		LD7C
22321	downlight wall mount, globe	159 \$	28 \$	60 \$
22350	chain mount, globe	146 \$	28 \$	60 \$
22399	downlight wall mount, globe	159 \$	28 \$	60 \$

NOTES

1) For multiple heads assemblies, please see below.



22321



22350



22399

SAN FRANCISCO (23) Medium series, multiple heads

Catalog number example

22399-FG01-2A-LD7C
Size Mounting Glass Finish 2: No. of fixture around the pole Option LED
Collection

or

22399-FG01-2A
Size Mounting Glass Finish 2: No. of fixture around the pole
Collection

Medium series

Base price adder

Model	Description	PRICE FOR FINISHES	Finishes	Options
		01, 03, 06, 09, 10, 20, 21, 27, 29, 39, 40, 49, 50, 51, 52, 53, 54	04, 05, 07, 08, 46, 47, 48	LED (3000K)
		Glass: FG		LD7C
22399 1A	1 head down @ 180°, globe	269 \$	28 \$	60 \$
2A	2 heads down @ 180°, globe	433 \$	57 \$	119 \$
3A	3 heads down @ 120°, globe	596 \$	85 \$	180 \$

NOTES

1) Other multiple heads assemblies are available. Please contact our customer service or your representative.

2) For replacement glass, please consult page 199,

SAN FRANCISCO (23) Large series

Catalog number example

32321-FG01-LD7C
Size | Mounting | Glass | Finish | Option LED
Collection

or

32321-FG01
Size | Mounting | Glass | Finish
Collection

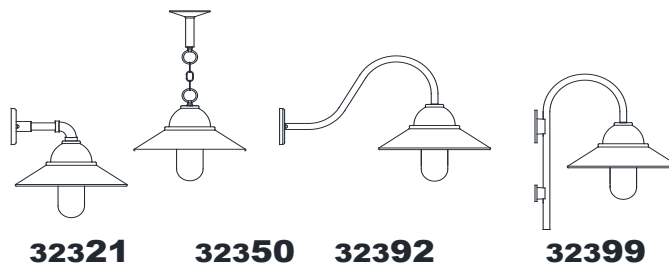
Large series

Base price adder

Model	Description	PRICE FOR FINISHES	Finishes	Options
		01, 03, 06, 09, 10, 20, 21, 27, 29, 39, 40, 49, 50, 51, 52, 53, 54	04, 05, 07, 08, 46, 47, 48	LED (3000K)
		Glass: FG		LD7C
32321	downlight wall mount, globe	201 \$	42 \$	60 \$
32350	chain mount, globe	187 \$	42 \$	60 \$
32392	downlight wall mount, globe	212 \$	42 \$	60 \$
32399	downlight wall mount, globe	212 \$	42 \$	60 \$

NOTES

1) For multiple heads assemblies, please see below.



SAN FRANCISCO (23) Large series, multiple heads

Catalog number example

32399-FG01-2A-LD7C
Size | Mounting | Glass | Finish | Option LED
Collection

or

32399-FG01-2A
Size | Mounting | Glass | Finish
Collection

2: No. of fixture around the pole
 A: Mounting on the side

Large series

Base price adder

Model	Description	PRICE FOR FINISHES	Finishes	Options
		01, 03, 06, 09, 10, 20, 21, 27, 29, 39, 40, 49, 50, 51, 52, 53, 54	04, 05, 07, 08, 46, 47, 48	LED (3000K)
		Glass: FG		LD7C
32399 1A	1 head down @ 180°, globe	315 \$	42 \$	60 \$
2A	2 heads down @ 180°, globe	535 \$	85 \$	119 \$
3A	3 heads down @ 120°, globe	755 \$	127 \$	180 \$

NOTES

- 1) Other multiple heads assemblies are available. Please contact our customer service or your representative.
- 2) For replacement glass, please consult page 199,

SAN FRANCISCO (24) Small series

Catalog number example

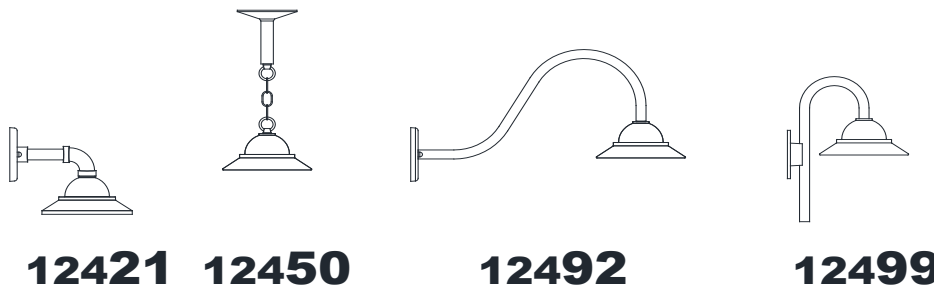
12421-NG01

Size: 12421, Mounting: NG, No glass: 01, Finish: 01

Small series		Base price adder		
Model	Description	PRICE FOR FINISHES	Finishes	Options
		01, 03, 06, 09, 10, 20, 21, 27, 29, 39, 40, 49, 50, 51, 52, 53, 54	04, 05, 07, 08, 46, 47, 48	
		No glass: NG		
12421	downlight wall mount, open bottom	86 \$	18 \$	
12450	chain mount, open bottom	86 \$	18 \$	
12492	downlight wall mount, open bottom	98 \$	18 \$	
12499	downlight wall mount, open bottom	98 \$	18 \$	

NOTES

1) For multiple heads assemblies, please see below.



SAN FRANCISCO (24) Small series, multiple heads

Catalog number example

12499-NG01-2A

Size: 12499, Mounting: NG, No glass: 01, Finish: 01, 2: No. of fixture around the pole, A: Mounting on the side

Small series		Base price adder		
Model	Description	PRICE FOR FINISHES	Finishes	Options
		01, 03, 06, 09, 10, 20, 21, 27, 29, 39, 40, 49, 50, 51, 52, 53, 54	04, 05, 07, 08, 46, 47, 48	
		No glass: NG		
12499 1A	1 head down @ 180°, open bottom	197 \$	18 \$	
2A	2 heads down @ 180°, open bottom	299 \$	36 \$	
3A	3 heads down @ 120°, open bottom	401 \$	54 \$	

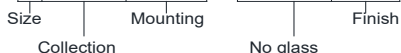
NOTES

1) Other multiple heads assemblies are available. Please contact our customer service or your representative.

SAN FRANCISCO (24) Medium series

Catalog number example

22421-NG01



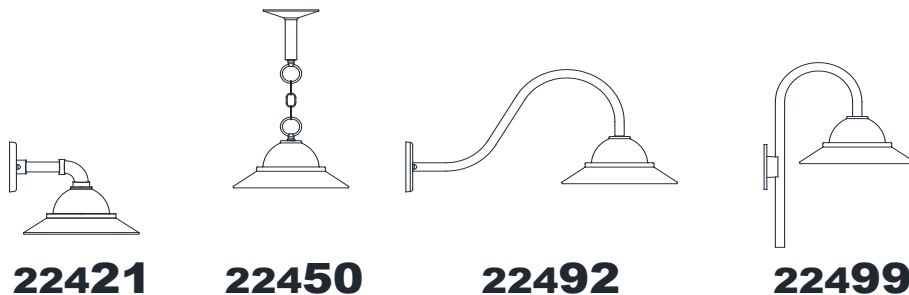
Medium series

Base price adder

Model	Description	PRICE FOR FINISHES	Finishes	Options
		01, 03, 06, 09, 10, 20, 21, 27, 29, 39, 40, 49, 50, 51, 52, 53, 54	04, 05, 07, 08, 46, 47, 48	
		No glass: NG		
22421	downlight wall mount, open bottom	115 \$	28 \$	
22450	chain mount, open bottom	115 \$	28 \$	
22492	downlight wall mount, open bottom	137 \$	28 \$	
22499	downlight wall mount, open bottom	137 \$	28 \$	

NOTES

1) For multiple heads assemblies, please see below.



SAN FRANCISCO (24) Medium series, multiple heads

Catalog number example

22499-NG01-2A



Medium series

Base price adder

Model	Description	PRICE FOR FINISHES	Finishes	Options
		01, 03, 06, 09, 10, 20, 21, 27, 29, 39, 40, 49, 50, 51, 52, 53, 54	04, 05, 07, 08, 46, 47, 48	
		No glass: NG		
22499 1A	1 head down @ 180°, open bottom	236 \$	28 \$	
22499 2A	2 heads down @ 180°, open bottom	379 \$	57 \$	
22499 3A	3 heads down @ 120°, open bottom	522 \$	85 \$	

NOTES

1) Other multiple heads assemblies are available. Please contact our customer service or your representative.

SAN FRANCISCO (24) Large series

Catalog number example

32421-NG01

Size: 32421, Mounting: NG, Finish: 01
 Collection: 32421, No glass: NG, Finish: 01

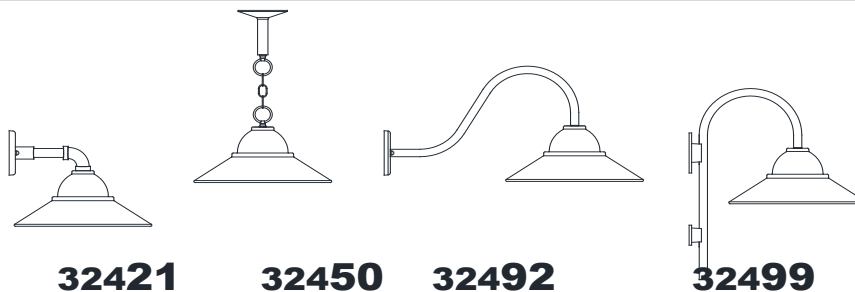
Large series

Base price adder

Model	Description	PRICE FOR FINISHES	Finishes	Options
		No glass: NG		
		01, 03, 06, 09, 10, 20, 21, 27, 29, 39, 40, 49, 50, 51, 52, 53, 54	04, 05, 07, 08, 46, 47, 48	
32421	downlight wall mount, open bottom	174 \$	42 \$	
32450	chain mount, open bottom	174 \$	42 \$	
32492	downlight wall mount, open bottom	187 \$	42 \$	
32499	downlight wall mount, open bottom	187 \$	42 \$	

NOTES

1) For multiple heads assemblies, please see below.



SAN FRANCISCO (24) Large series, multiple heads

Catalog number example

32499-NG01-2A

Size: 32499, Mounting: NG, Finish: 01, 2: No. of fixture around the pole, A: Mounting on the side
 Collection: 32499, No glass: NG, Finish: 01, 2: No. of fixture around the pole, A: Mounting on the side

Large series

Base price adder

Model	Description	PRICE FOR FINISHES	Finishes	Options
		No glass: NG		
		01, 03, 06, 09, 10, 20, 21, 27, 29, 39, 40, 49, 50, 51, 52, 53, 54	04, 05, 07, 08, 46, 47, 48	
32499 1A	1 head down @ 180°, open bottom	292 \$	42 \$	
2A	2 heads down @ 180°, open bottom	484 \$	85 \$	
3A	3 heads down @ 120°, open bottom	677 \$	127 \$	

NOTES

1) Other multiple heads assemblies are available. Please contact our customer service or your representative.

CONCORDE (25)

Medium series

Catalog number example

22512-CH01-LD10C

Size: 12 | Mounting: CH | Glass: 01 | Finish: LD | Option: 10C

or

22512-CH01C

Size: 12 | Mounting: CH | Glass: 01 | Finish: C | Option: Candelabra

Medium series

Base price adder

Model	Description	PRICE FOR FINISHES	Glass	Finishes	Options	
		01, 03, 06, 09, 10, 20, 21, 27, 29, 39, 40, 49, 50, 51, 52, 53, 54	AC, CS, DP, GC, MC, MW, MY, WP, WR	04, 05, 07, 08, 46, 47, 48	Candelabra	LED (3000K)
		Glass: CH or CP			C	LD10C
22512	uplight wall mount	239 \$	24 \$	28 \$	45 \$	60 \$
22516	downlight wall mount, open bottom	234 \$	24 \$	28 \$	45 \$	60 \$
22530	post mount	223 \$	24 \$	28 \$	45 \$	60 \$
22535	3" square post mount	223 \$	24 \$	28 \$	45 \$	60 \$
22540	pedestal mount	251 \$	24 \$	28 \$	45 \$	60 \$
22550	chain mount, open bottom	223 \$	24 \$	28 \$	45 \$	60 \$
22564	downlight wall mount, open bottom	234 \$	24 \$	28 \$	45 \$	60 \$
22565	uplight wall mount	239 \$	24 \$	28 \$	45 \$	60 \$

NOTES

- 1) For multiple heads assemblies, see following page.
- 2) For replacement glass, please consult page 199,



22512



22516



22530



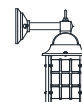
22535



22540



22550



22564



22565

CONCORDE (25)

Medium series, multiple heads

Catalog number example

22512-CH01-2A-LD10C

Size: 22512, Mounting: CH, Glass: 01, Finish: 2A, Option LED: LD10C
 2: No. of fixture around the pole
 A: Mounting on the side





or

22512-CH01C-2A1

Size: 22512, Mounting: CH01C, Glass: 01, Finish: 2A, Option Candelabra: 1
 2: No. of fixture around the pole
 A: Mounting on the side
 1: Center head

Medium series

Base price adder

		PRICE FOR FINISHES	Glass	Finishes	Options	
 2 HEADS 2A		01, 03, 06, 09, 10, 20, 21, 27, 29, 39, 40, 49, 50, 51, 52, 53, 54	AC, CS, DP, GC, MC, MW, MY, WP, WR	04, 05, 07, 08, 46, 47, 48	Candelabra C	LED (3000K)
 2 HEADS + 1 2A1						LD10C
 3 HEADS 3A		89.1				
 3 HEADS + 1 3A1						
Model	Description	Glass: CH or CP				
22512 2A	2 heads up @ 180°	572 \$	49 \$	57 \$	90 \$	119 \$
2A1	2 heads @ 180° + 1 center head	799 \$	75 \$	85 \$	135 \$	180 \$
3A	3 heads up @ 120°	817 \$	75 \$	85 \$	135 \$	180 \$
3A1	3 heads @ 120° + 1 center head	1,043 \$	99 \$	113 \$	180 \$	239 \$
22516 2A	2 heads down, open bottom @ 180°	564 \$	49 \$	57 \$	90 \$	119 \$
2A1	2 heads @ 180° + 1 center head	792 \$	75 \$	85 \$	135 \$	180 \$
3A	3 heads down, open bottom @ 120°	802 \$	75 \$	85 \$	135 \$	180 \$
3A1	3 heads @ 120° + 1 center head	1,031 \$	99 \$	113 \$	180 \$	239 \$
22564 2A	2 heads down open bottom @ 180°	564 \$	49 \$	57 \$	90 \$	119 \$
22565 2A	2 heads up @ 180°	572 \$	49 \$	57 \$	90 \$	119 \$

NOTES

- 1) Other multiple heads assemblies are available. Please contact our customer service or your representative.
- 2) For replacement glass, please consult page 199,

CONCORDE (25)

Large series

Catalog number example

32512-CH01-LD10C

Size: 12 | Mounting: CH | Glass: 01 | Finish: LD | Option LED: 10C

or

32512-CH01C

Size: 12 | Mounting: CH | Glass: 01 | Finish: C | Option Candelabra

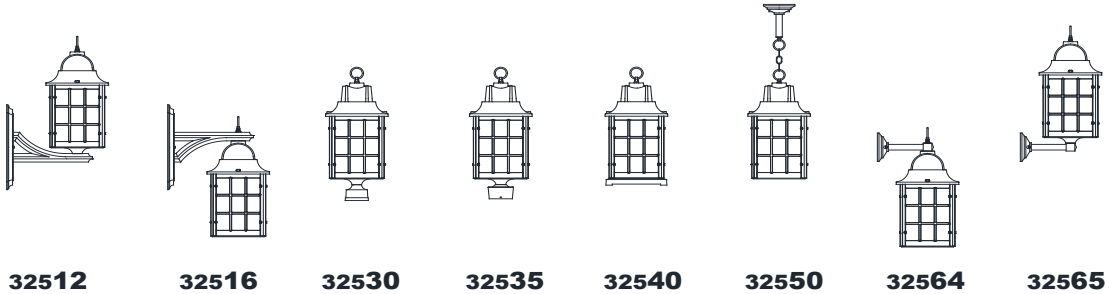
Large series

Base price adder

Model	Description	PRICE FOR FINISHES	Glass	Finishes	Options		
		01, 03, 06, 09, 10, 20, 21, 27, 29, 39, 40, 49, 50, 51, 52, 53, 54	AC, CS, DP, GC, MC, MW, MY, WP, WR	04, 05, 07, 08, 46, 47, 48	Candelabra	LED (3000K)	
						C	LD10C
32512	uplight wall mount	466 \$	29 \$	42 \$	45 \$	60 \$	92 \$
32516	downlight wall mount, open bottom	446 \$	29 \$	42 \$	45 \$	60 \$	92 \$
32530	post mount	400 \$	29 \$	42 \$	45 \$	60 \$	92 \$
32535	3" square post mount	400 \$	29 \$	42 \$	45 \$	60 \$	92 \$
32540	pedestal mount	409 \$	29 \$	42 \$	45 \$	60 \$	92 \$
32550	chain mount, open bottom	404 \$	29 \$	42 \$	45 \$	60 \$	92 \$
32564	downlight wall mount, open bottom	446 \$	29 \$	42 \$	45 \$	60 \$	92 \$
32565	uplight wall mount	466 \$	29 \$	42 \$	45 \$	60 \$	92 \$

NOTES

- 1) For multiple heads assemblies, see following page.
- 2) For replacement glass, please consult page 199,



CONCORDE (25)

Large series, multiple heads

Catalog number example

32512-CH01-2A-LD10C

Size: Collection, Mounting, Glass, Finish, 2: No. of fixture around the pole, Option LED, A: Mounting on the side

or

32512-CH01C-2A1

Size: Collection, Mounting, Glass, Finish, Option Candelabra, 2: No. of fixture around the pole, A: Mounting on the side, 1: Center head

Large series

Base price adder

		PRICE FOR FINISHES	Glass	Finishes	Options		
		01, 03, 06, 09, 10, 20, 21, 27, 29, 39, 40, 49, 50, 51, 52, 53, 54	AC, CS, DP, GC, MC, MW, MY, WP, WR	04, 05, 07, 08, 46, 47, 48	Candelabra	LED (3000K)	
Model	Description					C	LD10C
32512	2A	983 \$	59 \$	85 \$	90 \$	119 \$	185 \$
	2A1	1,369 \$	88 \$	127 \$	135 \$	180 \$	277 \$
	3A	1,436 \$	88 \$	127 \$	135 \$	180 \$	277 \$
	3A1	1,822 \$	118 \$	169 \$	180 \$	239 \$	369 \$
32516	2A	945 \$	59 \$	85 \$	90 \$	119 \$	185 \$
	2A1	1,332 \$	88 \$	127 \$	135 \$	180 \$	277 \$
	3A	1,378 \$	88 \$	127 \$	135 \$	180 \$	277 \$
	3A1	1,765 \$	118 \$	169 \$	180 \$	239 \$	369 \$
32564	2A	945 \$	59 \$	85 \$	90 \$	119 \$	185 \$
32565	2A	983 \$	59 \$	85 \$	90 \$	119 \$	185 \$

NOTES

- 1) Other multiple heads assemblies are available. Please contact our customer service or your representative.
- 2) For replacement glass, please consult page 199,

26 SERIES (close to wall) becomes "UMEA"

Catalog number example



Close to wall

Base price adder

Model	Description	PRICE FOR FINISHES	Finishes	Options	
		01, 03, 06, 09, 10, 20, 21, 27, 29, 39, 40, 49, 50, 51, 52, 53, 54		LED (3000K)	
				Glass: WR	LD7C
12623	small flush mount, CR or WR diffuser	120 \$	18 \$	60 \$	
12624	flush mount socket E26, SA glass (3)	54.00 \$	18 \$		
12624 LD7C	flush mount 7W LED, SA glass(3)	90.00 \$	18 \$		
12624 LD10C	flush mount 10W LED, SA glass (3)	103.50 \$	18 \$		
12624 LD20C	flush mount 20W LED, SA glass (3)	119.25 \$	18 \$		
12627	flush mount no glass (NG)	139 \$	18 \$	60 \$	60 \$
12628	flush mount LED ONLY	127 \$	18 \$	60 \$	60 \$
12629	flush mount (see note # 1)	212 \$	18 \$	60 \$	60 \$
22623	medium flush mount, CR or WR diffuser	146 \$	18 \$		60 \$

NOTES

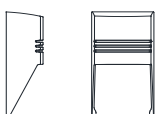
- 1) For 12629 incandescent, not available with acrylic, glass only MW, MY or SA
- 2) For replacement glass, please consult page 199,
- 3) Model 12624 is offered with sandblasted (SA) glass only




12623



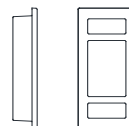
12624



12627



12628



12629



22623

DANUBE

Catalog number example

22726-NG01-LD14C

Size Mounting Glass Finish Option LED
 Collection

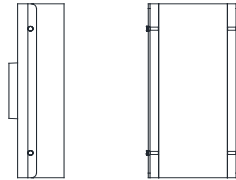
Close to wall

Base price adder

		PRICE FOR FINISHES	Finishes	
		01, 03, 06, 09, 10, 20, 21, 27, 29, 39, 40, 49, 50, 51, 52, 53, 54	04, 05, 07, 08, 46, 47, 48	
Model	Description	No glass: NG		
22726	LD14C flush mount up and down	157.50 \$	28 \$	

NOTES

1) Available in LED only



22726

ORLEANS (28)

Small series

Catalog number example

12867-CH01-LD7C
Size | Mounting | Glass | Finish | Option LED
Collection

or 12867-CH01C
Size | Mounting | Glass | Finish | Option Candelabra
Collection

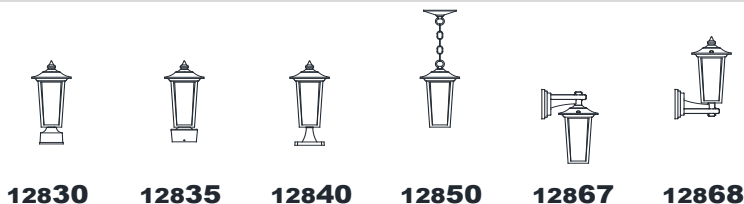
Small series

Base price adder

Model	Description	PRICE FOR FINISHES	Glass	Finishes	Options
		01, 03, 06, 09, 10, 20, 21, 27, 29, 39, 40, 49, 50, 51, 52, 53, 54 Glass: CB or CH	AC, CP, CS, DP, GC, MC, MW, MY, SB, WP, WR	04, 05, 07, 08, 46, 47, 48	LED (3000K) LD7C
12830	post mount	91 \$	24 \$	18 \$	60 \$
12835	3" square postm ount	91 \$	24 \$	18 \$	60 \$
12840	pedestal mount	97 \$	24 \$	18 \$	60 \$
12850	chain mount, open bottom	94 \$	24 \$	18 \$	60 \$
12867	downlight wall mount, open bottom	91 \$	24 \$	18 \$	60 \$
12868	uplight wall mount	97 \$	24 \$	18 \$	60 \$

NOTES

1) For multiple heads assemblies, please see below



ORLEANS (28)

Small series, multiple heads

Catalog number example

12867-CH01-2A-LD7C
Size | Mounting | Glass | Finish | 2: No. of fixture around the pole | Option LED
Collection
A: Mounting on the side

or 12867-CH01C-2A1
Size | Mounting | Glass | Finish | Option Candelabra | 2: No. of fixture around the pole | A: Mounting on the side | 1: Center head
Collection

Small series

Base price adder

Model	Description	PRICE FOR FINISHES	Glass	Finishes	Options
		01, 03, 06, 09, 10, 20, 21, 27, 29, 39, 40, 49, 50, 51, 52, 53, 54 Glass: CB or CH	AC, CP, CS, DP, GC, MC, MW, MY, SB, WP, WR	04, 05, 07, 08, 46, 47, 48	LED (3000K) LD7C
12867 2A	2 heads down open bottom @ 180°	289 \$	49 \$	36 \$	119 \$
2A1	2 heads @ 180° + 1 center head	384 \$	75 \$	54 \$	180 \$
3A	3 heads down open bottom @ 120°	384 \$	75 \$	54 \$	180 \$
3A1	3 heads @ 120° + 1 center head	477 \$	99 \$	71 \$	239 \$
12868 2A	2 heads up @ 180°	303 \$	49 \$	36 \$	119 \$
2A1	2 heads @ 180° + 1 center head	396 \$	75 \$	54 \$	180 \$
3A	3 heads up @ 120°	404 \$	75 \$	54 \$	180 \$
3A1	3 heads @ 120° + 1 center head	497 \$	99 \$	71 \$	239 \$

NOTES

1) Other multiple heads assemblies are available. Please contact our customer service or your representative.
 2) For replacement glass, please consult page 199,

ORLEANS (28)

Medium series

Catalog number example

22867-CH01-LD7C

Size: 22867, Collection: CH, Mounting: 01, Glass: 01, Finish: LD, Option LED: 7C

or

22867-CH01C

Size: 22867, Collection: CH, Mounting: 01, Glass: 01, Finish: C, Option Candelabra


Medium series

Base price adder

Model	Description	PRICE FOR FINISHES	Glass	Finishes	Options	
		01, 03, 06, 09, 10, 20, 21, 27, 29, 39, 40, 49, 50, 51, 52, 53, 54	AC, CP, CS, DP, GC, MC, MW, MY, SB, WP, WR	04, 05, 07, 08, 46, 47, 48	Candelabra	LED (3000K)
		Glass: CB or CH			C	LD7C
22830	post mount	222 \$	24 \$	28 \$	45 \$	60 \$
22835	3" square post mount	222 \$	24 \$	28 \$	45 \$	60 \$
22840	pedestal mount	229 \$	24 \$	28 \$	45 \$	60 \$
22850	chain mount, open bottom	237 \$	24 \$	28 \$	45 \$	60 \$
22867	downlight wall mount, open bottom	222 \$	24 \$	28 \$	45 \$	60 \$
22868	uplight wall mount	222 \$	24 \$	28 \$	45 \$	60 \$

NOTES

1) For multiple heads assemblies, please see below



ORLEANS (28)

Medium series, multiple heads

Catalog number example

22867-CH01-2A-LD7C

Size: 22867, Collection: CH, Mounting: 01, Glass: 01, Finish: LD, Option LED: 7C, 2: No. of fixture around the pole, A: Mounting on the side

or

22867-CH01C-2A1

Size: 22867, Collection: CH, Mounting: 01, Glass: 01, Finish: C, Option Candelabra, 2: No. of fixture around the side, A: Mounting on the side, 1: Center head

Medium series

Base price adder


Model	Description	PRICE FOR FINISHES	Glass	Finishes	Options	
		01, 03, 06, 09, 10, 20, 21, 27, 29, 39, 40, 49, 50, 51, 52, 53, 54	AC, CP, CS, DP, GC, MC, MW, MY, SB, WP, WR	04, 05, 07, 08, 46, 47, 48	Candelabra	LED (3000K)
		Glass: CB or CH			C	LD7C
22867 2A	2 heads down open bottom @ 180°	502 \$	49 \$	57 \$	90 \$	119 \$
2A1	2 heads @ 180° + 1 center head	707 \$	75 \$	85 \$	135 \$	180 \$
3A	3 heads down open bottom @ 120°	707 \$	75 \$	85 \$	135 \$	180 \$
3A1	3 heads @ 120° + 1 center head	912 \$	99 \$	113 \$	180 \$	239 \$
22868 2A	2 heads up @ 180°	502 \$	49 \$	57 \$	90 \$	119 \$
2A1	2 heads @ 180° + 1 center head	707 \$	75 \$	85 \$	135 \$	180 \$
3A	3 heads up @ 120°	707 \$	75 \$	85 \$	135 \$	180 \$
3A1	3 heads @ 120° + 1 center head	912 \$	99 \$	113 \$	180 \$	239 \$

NOTES

- 1) Other multiple heads assemblies are available. Please contact our customer service or your representative.
- 2) For replacement glass, please consult page 199,

SAN FRANCISCO (29) Medium series

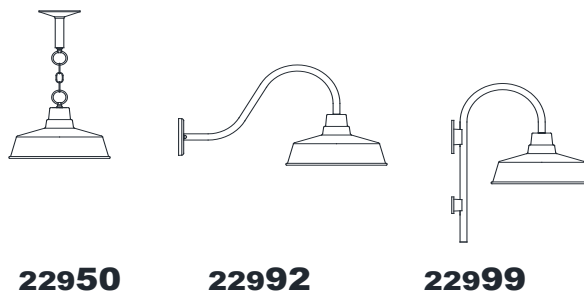
Catalog number example



Medium series		Base price adder		
Model	Description	PRICE FOR FINISHES	Finishes	Options
		01, 03, 06, 09, 10, 20, 21, 27, 29, 39, 40, 49, 50, 51, 52, 53, 54	04, 05, 07, 08, 46, 47, 48	
		No glass: NG		
22950	chain mount, open bottom	137 \$	28 \$	
22992	downlight wall mount, open bottom	162 \$	28 \$	
22999	downlight wall mount, open bottom	162 \$	28 \$	

NOTES

1) For multiple heads assemblies, please see below.



SAN FRANCISCO (29) Medium series, multiple heads

Catalog number example



Medium series		Base price adder		
Model	Description	PRICE FOR FINISHES	Finishes	Options
		01, 03, 06, 09, 10, 20, 21, 27, 29, 39, 40, 49, 50, 51, 52, 53, 54	04, 05, 07, 08, 46, 47, 48	
		No glass: NG		
22999 1A	head down @ 90°, open bottom	264 \$	28 \$	
2A	2 heads down @ 180°, open bottom	432 \$	57 \$	
3A	3 heads down @ 120°, open bottom	599 \$	85 \$	

NOTES

1) Other multiple heads assemblies are available. Please contact our customer service or your representative.

SAN FRANCISCO (29) Large series

Catalog number example

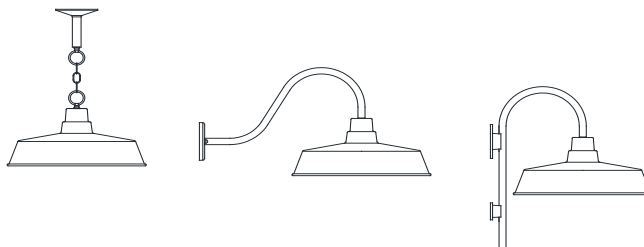
32999-NG01

Size: 32999, Mounting: NG, Finish: 01
 Collection: 32999, No glass: NG

Large series		Base price adder		
Model	Description	PRICE FOR FINISHES	Finishes	Options
		01, 03, 06, 09, 10, 20, 21, 27, 29, 39, 40, 49, 50, 51, 52, 53, 54	04, 05, 07, 08, 46, 47, 48	
		No glass: NG		
32950	chain mount, open bottom	212 \$	42 \$	
32992	downlight wall mount, open bottom	224 \$	42 \$	
32999	downlight wall mount, open bottom	224 \$	42 \$	

NOTES

1) For multiple heads assemblies, please see below.



32950

32992

32999

SAN FRANCISCO (29) Large series, multiple heads

Catalog number example

32999-NG01-2A

Size: 32999, Mounting: NG, Finish: 01, 2: No. of fixture around the pole, A: Mounting on the side
 Collection: 32999, No glass: NG

Large series		Base price adder		
Model	Description	PRICE FOR FINISHES	Finishes	Options
		01, 03, 06, 09, 10, 20, 21, 27, 29, 39, 40, 49, 50, 51, 52, 53, 54	04, 05, 07, 08, 46, 47, 48	
		No glass: NG		
32999 1A	head down @ 90°, open bottom	328 \$	42 \$	
2A	2 heads down @ 180°, open bottom	561 \$	85 \$	
3A	3 heads down @ 120°, open bottom	794 \$	127 \$	

NOTES

1) Other multiple heads assemblies are available. Please contact our customer service or your representative.

KEY WEST (30)

Small series

Catalog number example

13024-WR01-LD7C

or

13024-WR01

Size | Mounting | Glass | Finish | Option LED
Collection

Size | Mounting | Glass | Finish
Collection

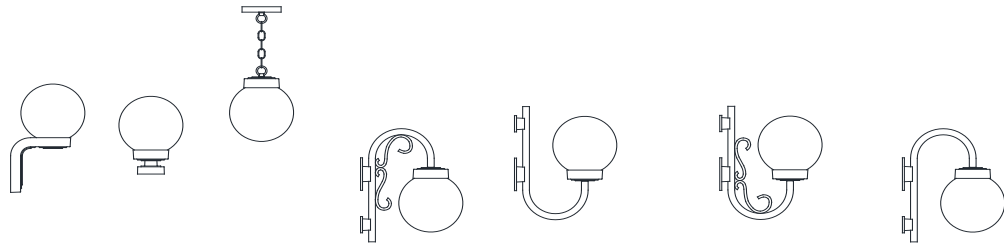
Small series (globe 8")

Base price adder

Model	Description	PRICE FOR FINISHES	Finishes	Options
				LED (3000K)
		01, 03, 06, 09, 10, 20, 21, 27, 29, 39, 40, 49, 50, 51, 52, 53, 54	04, 05, 07, 08, 46, 47, 48	
		Glass: WR		LD7C
13024	uplight wall mount	112 \$	18 \$	60 \$
13030	post mount	99 \$	18 \$	60 \$
13050	chain mount	106 \$	18 \$	60 \$
13093	downlight wall mount with scroll	224 \$	18 \$	60 \$
13096	uplight wall mount no scroll	194 \$	18 \$	60 \$
13097	uplight wall mount with scroll	224 \$	18 \$	60 \$
13099	downlight wall mount no scroll	194 \$	18 \$	60 \$

NOTES

- 1) For multiple heads assemblies, see following page.
- 2) For replacement glass, please consult page 199,



13024 13030 13050 13093 13096 13097 13099

KEY WEST (30)

Small series, multiple heads

Catalog number example

13093-WR01-2A-LD7C

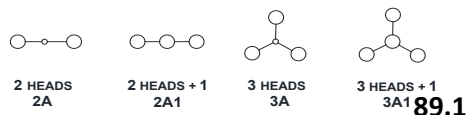
Size: 13093, Mounting: WR01, Glass: 2A, Finish: LD7C
 2: No. of fixture around the pole
 A: Mounting on the side
 Option LED

or 13093-WR01-2A1

Size: 13093, Mounting: WR01, Glass: 2A, Finish: 1
 2: No. of fixture around the pole
 A: Mounting on the side
 1: Center head

Small series (globe 8")

Base price adder



89.1

Model	Description	PRICE FOR FINISHES	Base price adder	
			Finishes	Options
		01, 03, 06, 09, 10, 20, 21, 27, 29, 39, 40, 49, 50, 51, 52, 53, 54	04, 05, 07, 08, 46, 47, 48	LED (3000K)
		Glass: WR		LD7C
13024 2A	2 heads up @ 180°	362 \$	36 \$	119 \$
2A1	2 heads @ 180° + 1 center head	454 \$	54 \$	180 \$
3A	3 heads up @ 120°	494 \$	54 \$	180 \$
3A1	3 heads @ 120° + 1 center head	586 \$	71 \$	239 \$
13093 2A	2 heads down with scroll @ 180°	606 \$	36 \$	119 \$
2A1	2 heads @ 180° + 1 center head	702 \$	54 \$	180 \$
3A	3 heads down with scroll @ 120°	825 \$	54 \$	180 \$
3A1	3 heads @ 120° + 1 center head	921 \$	71 \$	239 \$
13096 2A	2 heads up no scroll @ 180°	514 \$	36 \$	119 \$
2A1	2 heads @ 180° + 1 center head	649 \$	54 \$	180 \$
3A	3 heads up no scroll @ 120°	703 \$	54 \$	180 \$
3A1	3 heads @ 120° + 1 center head	839 \$	71 \$	239 \$
13097 2A	2 heads up with scroll @ 180°	606 \$	36 \$	119 \$
2A1	2 heads @ 180° + 1 center head	702 \$	54 \$	180 \$
3A	3 heads up with scroll @ 120°	825 \$	54 \$	180 \$
3A1	3 heads @ 120° + 1 center head	921 \$	71 \$	239 \$
13099 2A	2 heads down no scroll @ 180°	514 \$	36 \$	119 \$
2A1	2 heads @ 180° + 1 center head	649 \$	54 \$	180 \$
3A	3 heads down no scroll @ 120°	703 \$	54 \$	180 \$
3A1	3 heads @ 120° + 1 center head	839 \$	71 \$	239 \$

NOTES

- 1) Other multiple heads assemblies are available. Please contact our customer service or your representative.
- 2) For replacement glass, please consult page 199,

KEY WEST (30)

Medium series

Catalog number example

23024-WR01-LD7C
or

23024-WR01

Size
Mounting
Glass
Finish
Option LED
Size
Mounting
Glass
Finish

Collection
Glass
Collection
Glass

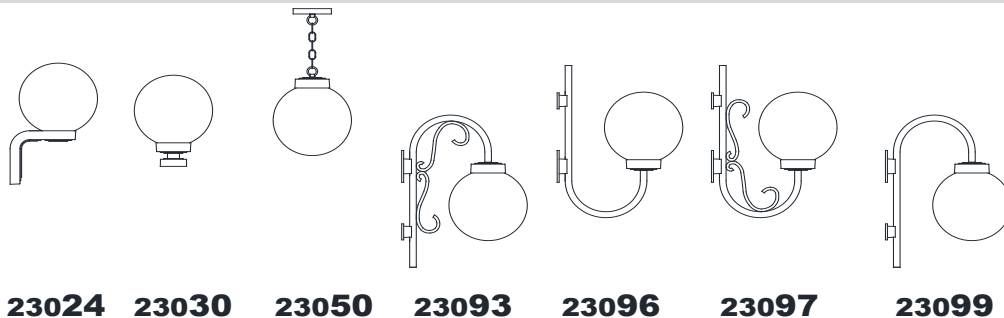
Medium series (globe 10")

Base price adder

Model	Description	PRICE FOR FINISHES	Finishes	Options		
		01, 03, 06, 09, 10, 20, 21, 27, 29, 39, 40, 49, 50, 51, 52, 53, 54		LED (3000K)		
				Glass: WR	LD7C	LD12C
23024	uplight wall mount	163 \$	28 \$	60 \$	60 \$	
23030	post mount	135 \$	28 \$	60 \$	60 \$	
23050	chain mount	146 \$	28 \$	60 \$	60 \$	
23093	downlight wall mount with scroll	269 \$	28 \$	60 \$	60 \$	
23096	uplight wall mount no scroll	241 \$	28 \$	60 \$	60 \$	
23097	uplight wall mount with scroll	269 \$	28 \$	60 \$	60 \$	
23099	downlight wall mount no scroll	241 \$	28 \$	60 \$	60 \$	

NOTES

- 1) For multiple heads assemblies, see following page.
- 2) For replacement glass, please consult page 199,



KEY WEST (30)

Medium series, multiple heads

Catalog number example

23093-WR01-2A-LD7C

Size: 23093, Collection: WR, Mounting: 01, Glass: 2A, Finish: LD7C
 2: No. of fixture around the pole
 A: Mounting on the side
 Option LED

23093-WR01-2A1

Size: 23093, Collection: WR, Mounting: 01, Glass: 2A, Finish: LD7C
 2: No. of fixture around the pole
 A: Mounting on the side
 1: Center head

Medium series (globe 10")

Base price adder

Model	Description	PRICE FOR FINISHES	Finishes	Options	
				LED (3000K)	
				LD7C	LD12C
		01, 03, 06, 09, 10, 20, 21, 27, 29, 39, 40, 49, 50, 51, 52, 53, 54	04, 05, 07, 08, 46, 47, 48		
		Glass: WR			
23024	2A 2 heads up @ 180°	439 \$	57 \$	119 \$	119 \$
	2A1 2 heads @ 180° + 1 center head	591 \$	85 \$	180 \$	180 \$
	3A 3 heads up @ 120°	632 \$	85 \$	180 \$	180 \$
	3A1 3 heads @ 120° + 1 center head	743 \$	113 \$	239 \$	239 \$
23093	2A 2 heads down with scroll @ 180°	698 \$	57 \$	119 \$	119 \$
	2A1 2 heads @ 180° + 1 center head	826 \$	85 \$	180 \$	180 \$
	3A 3 heads down with scroll @ 120°	957 \$	85 \$	180 \$	180 \$
	3A1 3 heads @ 120° + 1 center head	1,083 \$	113 \$	239 \$	239 \$
23096	2A 2 heads up no scroll @ 180°	593 \$	57 \$	119 \$	119 \$
	2A1 2 heads @ 180° + 1 center head	717 \$	85 \$	180 \$	180 \$
	3A 3 heads up no scroll @ 120°	820 \$	85 \$	180 \$	180 \$
	3A1 3 heads @ 120° + 1 center head	945 \$	113 \$	239 \$	239 \$
23097	2A 2 heads up with scroll @ 180°	698 \$	57 \$	119 \$	119 \$
	2A1 2 heads @ 180° + 1 center head	826 \$	85 \$	180 \$	180 \$
	3A 3 heads up with scroll @ 120°	957 \$	85 \$	180 \$	180 \$
	3A1 3 heads @ 120° + 1 center head	1,083 \$	113 \$	239 \$	239 \$
23099	2A 2 heads down no scroll @ 180°	593 \$	57 \$	119 \$	119 \$
	2A1 2 heads @ 180° + 1 center head	717 \$	85 \$	180 \$	180 \$
	3A 3 heads down no scroll @ 120°	820 \$	85 \$	180 \$	180 \$
	3A1 3 heads @ 120° + 1 center head	945 \$	113 \$	239 \$	239 \$

NOTES

- 1) Other multiple heads assemblies are available. Please contact our customer service or your representative.
- 2) For replacement glass, please consult page 199,

KEY WEST (30)

Large series

Catalog number example

33024-WR01-LD7C

Size: 33024, Mounting: WR01, Glass: LD7C, Option LED

or 33024-WR01

Size: 33024, Mounting: WR01, Glass

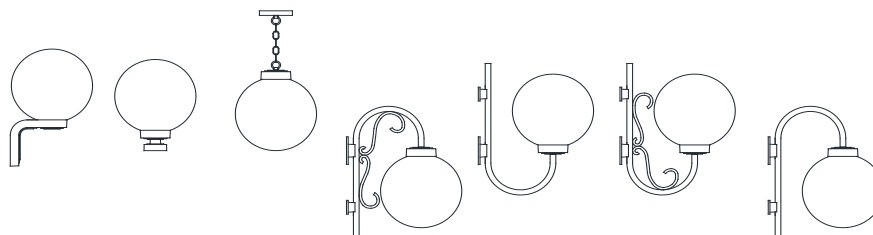
Large series (globe 12")

Base price adder

Model	Description	PRICE FOR FINISHES	Finishes 04, 05, 07, 08, 46, 47, 48	Options	
		Glass: WR		LED (3000K)	
				LD7C	LD12C
33024	uplight wall mount	210 \$	28 \$	60 \$	60 \$
33030	post mount	183 \$	28 \$	60 \$	60 \$
33050	chain mount	193 \$	28 \$	60 \$	60 \$
33093	downlight wall mount with scroll	316 \$	28 \$	60 \$	60 \$
33096	uplight wall mount no scroll	287 \$	28 \$	60 \$	60 \$
33097	uplight wall mount with scroll	316 \$	28 \$	60 \$	60 \$
33099	downlight wall mount no scroll	287 \$	28 \$	60 \$	60 \$

NOTES

- 1) For multiple heads assemblies, see following page.
- 2) For replacement glass, please consult page 199,



33024 33030 33050 33093 33096 33097 33099

KEY WEST (30)

Large series, multiple heads

Catalog number example

33093-WR01-2A-LD7C

Size: 33093, Mounting: WR, Collection: 01, Glass: 2A, Finish: LD7C, Option LED: C
 2: No. of fixture around the pole
 A: Mounting on the side

33093-WR01-2A1

Size: 33093, Mounting: WR, Collection: 01, Glass: 2A, Finish: 1
 2: No. of fixture around the pole
 A: Mounting on the side
 1: Center head

Large series (globe 12")

Base price adder

Model	Description	PRICE FOR FINISHES	Base price adder			
			Glass: WR	Finishes	Options	
					LED (3000K)	
				LD7C	LD12C	
		01, 03, 06, 09, 10, 20, 21, 27, 29, 39, 40, 49, 50, 51, 52, 53, 54		04, 05, 07, 08, 46, 47, 48		
33024	2A 2 heads up @ 180°	508 \$		57 \$	119 \$	119 \$
	2A1 2 heads @ 180° + 1 center head	686 \$		85 \$	180 \$	180 \$
	3A 3 heads up @ 120°	714 \$		85 \$	180 \$	180 \$
	3A1 3 heads @ 120° + 1 center head	891 \$		113 \$	239 \$	239 \$
33093	2A 2 heads down with scroll @ 180°	717 \$		57 \$	119 \$	119 \$
	2A1 2 heads @ 180° + 1 center head	894 \$		85 \$	180 \$	180 \$
	3A 3 heads down with scroll @ 120°	1,027 \$		85 \$	180 \$	180 \$
	3A1 3 heads @ 120° + 1 center head	1,204 \$		113 \$	239 \$	239 \$
33096	2A 2 heads up no scroll @ 180°	660 \$		57 \$	119 \$	119 \$
	2A1 2 heads @ 180° + 1 center head	838 \$		85 \$	180 \$	180 \$
	3A 3 heads up no scroll @ 120°	941 \$		85 \$	180 \$	180 \$
	3A1 3 heads @ 120° + 1 center head	1,118 \$		113 \$	239 \$	239 \$
33097	2A 2 heads up with scroll @ 180°	717 \$		57 \$	119 \$	119 \$
	2A1 2 heads @ 180° + 1 center head	894 \$		85 \$	180 \$	180 \$
	3A 3 heads up with scroll @ 120°	1,027 \$		85 \$	180 \$	180 \$
	3A1 3 heads @ 120° + 1 center head	1,204 \$		113 \$	239 \$	239 \$
33099	2A 2 heads down no scroll @ 180°	660 \$		57 \$	119 \$	119 \$
	2A1 2 heads @ 180° + 1 center head	838 \$		85 \$	180 \$	180 \$
	3A 3 heads down no scroll @ 120°	941 \$		85 \$	180 \$	180 \$
	3A1 3 heads @ 120° + 1 center head	1,118 \$		113 \$	239 \$	239 \$

NOTES

- 1) Other multiple heads assemblies are available. Please contact our customer service or your representative.
- 2) For replacement glass, please consult page 199,

MONTREAL (31)

Small series

Catalog number example

13121-CH01-LD10C

Size: 13121, Mounting: CH, Glass: 01, Finish: LD, Option LED: 10C

or 13121-CH01C

Size: 13121, Mounting: CH, Glass: 01, Finish: C, Option Candelabra


Small series

Base price adder

Model	Description	PRICE FOR FINISHES	Glass		Finishes	Options	
		01, 03, 06, 09, 10, 20, 21, 27, 29, 39, 40, 49, 50, 51, 52, 53, 54	AC, CP, CS, DP, GB, GC, MC, MW, MY, SB,	TA, TB, TC, TD	04, 05, 07, 08, 46, 47, 48	Candelabra	LED (3000K)
			WP, WR			C	LD10C
13120	uplight wall mount	161 \$	24 \$	134 \$	18 \$	45 \$	60 \$
13121	downlight wall mount, open bottom	151 \$	24 \$	134 \$	18 \$	n/a	60 \$
13124	uplight wall mount	156 \$	24 \$	134 \$	18 \$	45 \$	60 \$
13130	post mount	131 \$	24 \$	134 \$	18 \$	45 \$	60 \$
13140	pedestal mount	185 \$	24 \$	134 \$	18 \$	45 \$	60 \$
13150	chain mount, open bottom	141 \$	24 \$	134 \$	18 \$	45 \$	60 \$
13193	downlight wall mount, open bottom	241 \$	24 \$	134 \$	18 \$	n/a	60 \$
13197	uplight wall mount	253 \$	24 \$	134 \$	18 \$	45 \$	60 \$

NOTES

- 1) For multiple heads assemblies, see following page.
- 2) For replacement glass, please consult page 199,



13120 13121 13124 13130 13140 13150 13193 13197

MONTREAL (31)

Small series, multiple heads

Catalog number example

13121-CH01-2A-LD10C

Size: Collection, Mounting, Glass, Finish, 2: No. of fixture around the pole, Option LED, A: Mounting on the side

or

13121-CH01C-2A1

Size: Collection, Mounting, Glass, Finish, Option Candelabra, 2: No. of fixture around the pole, A: Mounting on the side, 1: Center head

Small series

Base price adder

Model	Description	PRICE FOR FINISHES	Base price adder				
			Glass	Finishes	Options		
		01, 03, 06, 09, 10, 20, 21, 27, 29, 39, 40, 49, 50, 51, 52, 53, 54	AC, CP, CS, DP, GB, GC, MC, MW, MY, SB, WP, WR	TA, TB, TC, TD	04, 05, 07, 08, 46, 47, 48	Candelabra LED (3000K)	
		Glass: CB or CH			C	LD10C	
13120 2A	2 heads up @ 180°	455 \$	49 \$	269 \$	36 \$	90 \$	119 \$
2A1	2 heads @ 180° + 1 center head	554 \$	75 \$	403 \$	54 \$	135 \$	180 \$
3A	3 heads up @ 120°	619 \$	75 \$	403 \$	54 \$	135 \$	180 \$
3A1	3 heads @ 120° + 1 center head	722 \$	99 \$	538 \$	71 \$	180 \$	239 \$
13121 2A	2 heads down open bottom @ 180°	445 \$	49 \$	269 \$	36 \$	n/a	119 \$
2A1	2 heads @ 180° + 1 center head	546 \$	75 \$	403 \$	54 \$	n/a	180 \$
3A	3 heads down open bottom @ 120°	612 \$	75 \$	403 \$	54 \$	n/a	180 \$
3A1	3 heads @ 120° + 1 center head	715 \$	99 \$	538 \$	71 \$	n/a	239 \$
13124 2A	2 heads up @ 180°	446 \$	49 \$	269 \$	36 \$	90 \$	119 \$
2A1	2 heads @ 180° + 1 center head	538 \$	75 \$	403 \$	54 \$	135 \$	180 \$
3A	3 heads up @ 120°	614 \$	75 \$	403 \$	54 \$	135 \$	180 \$
3A1	3 heads @ 120° + 1 center head	715 \$	99 \$	538 \$	71 \$	180 \$	239 \$
13193 2A	2 heads down open bottom @ 180°	599 \$	49 \$	269 \$	36 \$	n/a	119 \$
2A1	2 heads @ 180° + 1 center head	720 \$	75 \$	403 \$	54 \$	n/a	180 \$
3A	3 heads down open bottom @ 120°	824 \$	75 \$	403 \$	54 \$	n/a	180 \$
3A1	3 heads @ 120° + 1 center head	942 \$	99 \$	538 \$	71 \$	n/a	239 \$
13197 2A	2 heads up @ 180°	627 \$	49 \$	269 \$	36 \$	90 \$	119 \$
2A1	2 heads @ 180° + 1 center head	742 \$	75 \$	403 \$	54 \$	135 \$	180 \$
3A	3 heads up @ 120°	851 \$	75 \$	403 \$	54 \$	135 \$	180 \$
3A1	3 heads @ 120° + 1 center head	968 \$	99 \$	538 \$	71 \$	180 \$	239 \$

NOTES

- 1) Other multiple heads assemblies are available. Please contact our customer service or your representative.
- 2) For replacement glass, please consult page 199,

MONTREAL (31)

Medium series

Catalog number example

23121-CH01-LD10C

Size: 23121, Collection: CH, Mounting: 01, Glass: LD, Finish: 10, Option LED: C

23121-CH01C

Size: 23121, Collection: CH, Mounting: 01, Glass: C, Finish: 01C, Option Candelabra


Medium series

Base price adder

Model	Description	PRICE FOR FINISHES	Glass		Finishes	Options	
		01, 03, 06, 09, 10, 20, 21, 27, 29, 39, 40, 49, 50, 51, 52, 53, 54	AC, CP, CS, DP, GB, GC, MC, MW, MY, SB,	TA, TB, TC, TD	04, 05, 07, 08, 46, 47, 48	Candelabra	LED (3000K)
			WP, WR			C	LD10C
23120	uplight wall mount	265 \$	24 \$	149 \$	28 \$	45 \$	60 \$
23121	downlight wall mount, open bottom	253 \$	24 \$	149 \$	28 \$	45 \$	60 \$
23124	uplight wall mount	257 \$	24 \$	149 \$	28 \$	45 \$	60 \$
23130	post mount	217 \$	24 \$	149 \$	28 \$	45 \$	60 \$
23140	pedestal mount	271 \$	24 \$	149 \$	28 \$	45 \$	60 \$
23150	chain mount, open bottom	237 \$	24 \$	149 \$	28 \$	45 \$	60 \$
23193	downlight wall mount, open bottom	347 \$	24 \$	149 \$	28 \$	45 \$	60 \$
23197	uplight wall mount	381 \$	24 \$	149 \$	28 \$	45 \$	60 \$

NOTES

- 1) For multiple heads assemblies, see following page.
- 2) For replacement glass, please consult page 199,



23120

23121

23124

23130

23140

23150

23193

23197

MONTREAL (31)

Medium series, multiple heads

Catalog number example

23121-CH01-2A-LD10C

Size: 23121, Mounting: CH, Glass: 01, Finish: 2A, Option LED: LD10C
 2: No. of fixture around the pole
 A: Mounting on the side

or 23121-CH01C-2A1

Size: 23121, Mounting: CH, Glass: 01C, Finish: 2A, Option Candelabra: 1
 2: No. of fixture around the pole
 A: Mounting on the side
 1: Center head

Medium series

Base price adder

Model	Description	PRICE FOR FINISHES	Glass		Finishes	Options	
		Glass: CB or CH	WP, WR	TA, TB, TC, TD	04, 05, 07, 08, 46, 47, 48	Candelabra C	LED (3000K) LD10C
		01, 03, 06, 09, 10, 20, 21, 27, 29, 39, 40, 49, 50, 51, 52, 53, 54	AC, CP, CS, DP, GB, GC, MC, MW, MY, SB,	TA, TB, TC, TD			
23120	2A 2 heads up @ 180°	611 \$	49 \$	299 \$	57 \$	90 \$	119 \$
	2A1 2 heads @ 180° + 1 center head	800 \$	75 \$	448 \$	85 \$	135 \$	180 \$
	3A 3 heads up @ 120°	844 \$	75 \$	448 \$	85 \$	135 \$	180 \$
	3A1 3 heads @ 120° + 1 center head	1,041 \$	99 \$	598 \$	113 \$	180 \$	239 \$
23121	2A 2 heads down open bottom @ 180°	583 \$	49 \$	299 \$	57 \$	90 \$	119 \$
	2A1 2 heads @ 180° + 1 center head	780 \$	75 \$	448 \$	85 \$	135 \$	180 \$
	3A 3 heads down open bottom @ 120°	809 \$	75 \$	448 \$	85 \$	135 \$	180 \$
	3A1 3 heads @ 120° + 1 center head	1,004 \$	99 \$	598 \$	113 \$	180 \$	239 \$
23124	2A 2 heads up @ 180°	589 \$	49 \$	299 \$	57 \$	90 \$	119 \$
	2A1 2 heads @ 180° + 1 center head	786 \$	75 \$	448 \$	85 \$	135 \$	180 \$
	3A 3 heads up @ 120°	824 \$	75 \$	448 \$	85 \$	135 \$	180 \$
	3A1 3 heads @ 120° + 1 center head	1,018 \$	99 \$	598 \$	113 \$	180 \$	239 \$
23193	2A 2 heads down open bottom @ 180°	799 \$	49 \$	299 \$	57 \$	90 \$	119 \$
	2A1 2 heads @ 180° + 1 center head	1,004 \$	75 \$	448 \$	85 \$	135 \$	180 \$
	3A 3 heads down open bottom @ 120°	1,119 \$	75 \$	448 \$	85 \$	135 \$	180 \$
	3A1 3 heads @ 120° + 1 center head	1,324 \$	99 \$	598 \$	113 \$	180 \$	239 \$
23197	2A 2 heads up @ 180°	854 \$	49 \$	299 \$	57 \$	90 \$	119 \$
	2A1 2 heads @ 180° + 1 center head	1,054 \$	75 \$	448 \$	85 \$	135 \$	180 \$
	3A 3 heads up @ 120°	1,202 \$	75 \$	448 \$	85 \$	135 \$	180 \$
	3A1 3 heads @ 120° + 1 center head	1,397 \$	99 \$	598 \$	113 \$	180 \$	239 \$

NOTES

- 1) Other multiple heads assemblies are available. Please contact our customer service or your representative.
- 2) For replacement glass, please consult page 199,

SEVILLE (32)

Small series

Catalog number example

13230-CH01

Size | Mounting | Glass | Finish
 Collection

Small series

Base price adder

Model	Description	PRICE FOR FINISHES	Glass	Finishes	
		01, 03, 06, 09, 10, 20, 21, 27, 29, 39, 40, 49, 50, 51, 52, 53, 54	AC, CP, CS, DP, GC, MC, MW, MY, WP, WR	04, 05, 07, 08, 46, 47, 48	
		Glass: CB or CH			
13217	downlight wall mount, closed bottom, sta	128 \$	24 \$	18 \$	
13227	downlight wall mount, closed bottom	121 \$	24 \$	18 \$	
13230	post mount	136 \$	24 \$	18 \$	
13240	pedestal mount	176 \$	24 \$	18 \$	
13255	chain mount, closed bottom	143 \$	24 \$	18 \$	

NOTES

1) For replacement glass, please consult page 199,



13217



13227



13230



13240



13255

SEVILLE (32)

Medium series

Catalog number example

23224-CH01-LD10C
Size Mounting Glass Finish Option LED
Collection

or

23224-CH01
Size Mounting Glass Finish
Collection


Medium series

Base price adder

Modèle	Description	PRICE FOR FINISHES	Glass	Finishes	Options
		01, 03, 06, 09, 10, 20, 21, 27, 29, 39, 40, 49, 50, 51, 52, 53, 54	AC, CP, CS, DP, GC, MC, MW, MY, WP, WR	04, 05, 07, 08, 46, 47, 48	LED (3000K)
		Glass: CB or CH			LD10C
23217	downlight wall mount, closed bottom, stem	241 \$	24 \$	28 \$	60 \$
23220	uplight wall mount, stem	253 \$	24 \$	28 \$	60 \$
23224	89.1	234 \$	24 \$	28 \$	60 \$
23227	downlight wall mount, closed bottom	229 \$	24 \$	28 \$	60 \$
23230	post mount	185 \$	24 \$	28 \$	60 \$
23240	pedestal mount	221 \$	24 \$	28 \$	60 \$
23255	chain mount, closed bottom	201 \$	24 \$	28 \$	60 \$
23270	ceiling mount, open bottom (see note # 3)	140 \$	24 \$	28 \$	60 \$

NOTES

- 1) For multiple heads assemblies, see following page.
- 2) For replacement glass, please consult page 199,
- 3) CB & SB glass not available for ceiling mount 23270



23217 23220 23224 23227 23230 23240 23255 23270

SEVILLE (32)

Medium series, multiple heads

Catalog number example

23224-CH01-2A-LD10C

Size: 23224, Collection: CH, Mounting: 01, Glass: 2, Finish: A, Option LED: LD10C
 2: No. of fixture around the pole
 A: Mounting on the side

or 23224-CH01-2A1

Size: 23224, Collection: CH, Mounting: 01, Glass: 2, Finish: A1
 2: No. of fixture around the pole
 A: Mounting on the side
 1: Center head

Medium series

Base price adder

Model	Description	PRICE FOR FINISHES	Base price adder		
			Glass	Finishes	Options
					LED (3000K)
		01, 03, 06, 09, 10, 20, 21, 27, 29, 39, 40, 49, 50, 51, 52, 53, 54		04, 05, 07, 08, 46, 47, 48	
		Glass: CB or CH	AC, CP, CS, DP, GC, MC, MW, MY, WP, WR		LD10C
23220 2A	2 heads up, stem, @ 180°	626 \$	49 \$	57 \$	119 \$
2A1	2 heads @ 180° + 1 center head	781 \$	75 \$	85 \$	180 \$
3A	3 heads up, stem, @ 120°	852 \$	75 \$	85 \$	180 \$
3A1	3 heads @ 120° + 1 center head	999 \$	99 \$	113 \$	239 \$
23224 2A	2 heads up, @ 180°	589 \$	49 \$	57 \$	119 \$
2A1	2 heads @ 180° + 1 center head	756 \$	75 \$	85 \$	180 \$
3A	3 heads up, @ 120°	805 \$	75 \$	85 \$	180 \$
3A1	3 heads @ 120° + 1 center head	963 \$	99 \$	113 \$	239 \$

NOTES

- 1) Other multiple heads assemblies are available. Please contact our customer service or your representative.
- 2) For replacement glass, please consult page 199,

MONTPELLIER (33) Small series

Catalog number example


13314-CH01-LD10C or 13314-CH01C

Size Mounting Glass Finish Option LED
Size Mounting Glass Finish Option Candelabra

Small series		Base price adder				
Model	Description	PRICE FOR FINISHES	Glass		Finishes	Options
		Glass: CB or CH	WP, WR	TA, TB, TC, TD	04, 05, 07, 08, 46, 47, 48	Candelabra C
		01, 03, 06, 09, 10, 20, 21, 27, 29, 39, 40, 49, 50, 51, 52, 53, 54	AC, CP, CS, DP, GB, GC, MC, MW, MY, SB,	TA, TB, TC, TD		LED (3000K)
						LD10C
13311	downlight wall mount, open bottom	171 \$	24 \$	134 \$	18 \$	45 \$ 60 \$
13314	uplight wall mount	179 \$	24 \$	134 \$	18 \$	45 \$ 60 \$
13315	downlight wall mount, closed bottom	179 \$	24 \$	134 \$	18 \$	45 \$ 60 \$
13330	post mount	143 \$	24 \$	134 \$	18 \$	45 \$ 60 \$
13340	pedestal mount	196 \$	24 \$	134 \$	18 \$	45 \$ 60 \$
13350	chain mount, open bottom	165 \$	24 \$	134 \$	18 \$	45 \$ 60 \$
13355	chain mount, closed bottom	178 \$	24 \$	134 \$	18 \$	45 \$ 60 \$

NOTES

1) For multiple heads assemblies, please see below



MONTPELLIER (33) Small series, multiple heads

Catalog number example

13314-CH01-2A-LD10C or 13314-CH01C-2A1

Size Mounting Glass Finish 2: No. of fixture around the pole Option LED
Size Mounting Glass Finish Option Candelabra 2: No. of fixture around the pole

A: Mounting on the side
A: Mounting on the side 1: Center head

Small series		Base price adder				
Model	Description	PRICE FOR FINISHES	Glass		Finishes	Options
		Glass: CB or CH	WP, WR	TA, TB, TC, TD	04, 05, 07, 08, 46, 47, 48	Candelabra C
		01, 03, 06, 09, 10, 20, 21, 27, 29, 39, 40, 49, 50, 51, 52, 53, 54	AC, CP, CS, DP, GB, GC, MC, MW, MY, SB,	TA, TB, TC, TD		LED (3000K)
						LD10C
13314 2A	2 heads up @ 180°	552 \$	49 \$	269 \$	36 \$	90 \$ 119 \$
2A1	2 heads @ 180° + 1 center head	707 \$	75 \$	403 \$	54 \$	135 \$ 180 \$
3A	3 heads up @ 120°	749 \$	75 \$	403 \$	54 \$	135 \$ 180 \$
3A1	3 heads @ 120° + 1 center head	878 \$	99 \$	538 \$	71 \$	180 \$ 239 \$
13315 2A	2 heads down closed bottom @ 180°	552 \$	49 \$	269 \$	36 \$	90 \$ 119 \$
3A	3 heads down closed bottom @ 120°	749 \$	75 \$	403 \$	54 \$	135 \$ 180 \$

NOTES

- 1) Other multiple heads assemblies are available. Please contact our customer service or your representative.
- 2) For replacement glass, please consult page 199,

MONTPELLIER (33) Medium series

Catalog number example

23314-CH01-LD10C or 23314-CH01C

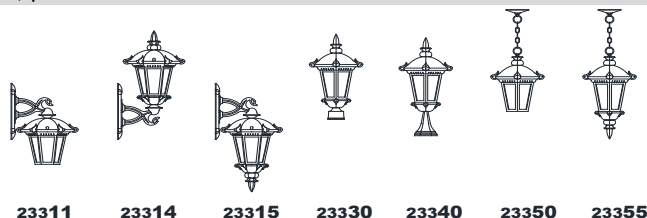
Size Mounting Glass Finish Option LED Size Mounting Glass Finish Option Candelabra

Medium series

Model Description		PRICE FOR FINISHES	Base price adder			
			Glass	Finishes	Options	
		01, 03, 06, 09, 10, 20, 21, 27, 29, 39, 40, 49, 50, 51, 52, 53, 54	AC, CP, CS, DP, GB, GC, MC, MW, MY, SB, WP, WR	TA, TB, TC, TD	04, 05, 07, 08, 46, 47, 48	Candelabra LED (3000K)
		Glass: CB or CH			C	LD10C
23311	downlight wall mount, open bottom	301 \$	24 \$	149 \$	28 \$	45 \$ 60 \$
23314	uplight wall mount	315 \$	24 \$	149 \$	28 \$	45 \$ 60 \$
23315	downlight wall mount, closed bottom	315 \$	24 \$	149 \$	28 \$	45 \$ 60 \$
23330	post mount	264 \$	24 \$	149 \$	28 \$	45 \$ 60 \$
23340	pedestal mount	321 \$	24 \$	149 \$	28 \$	45 \$ 60 \$
23350	chain mount, open bottom	286 \$	24 \$	149 \$	28 \$	45 \$ 60 \$
23355	chain mount, closed bottom	301 \$	24 \$	149 \$	28 \$	45 \$ 60 \$

NOTES

1) For multiple heads assemblies, please see below



MONTPELLIER (33) Medium series, multiple heads

Catalog number example

23314-CH01-2A-LD10C or 23314-CH01C-2A1

Size Mounting Glass Finish 2: No. of fixture around the pole Option LED A: Mounting on the side Size Mounting Glass Finish Option Candelabra 2: No. of fixture around the pole A: Mounting on the side 1: Center head

Medium series

Model Description		PRICE FOR FINISHES	Base price adder			
			Glass	Finishes	Options	
		01, 03, 06, 09, 10, 20, 21, 27, 29, 39, 40, 49, 50, 51, 52, 53, 54	AC, CP, CS, DP, GB, GC, MC, MW, MY, SB, WP, WR	TA, TB, TC, TD	04, 05, 07, 08, 46, 47, 48	Candelabra LED (3000K)
		Glass: CB or CH			C	LD10C
23314 2A	2 heads up @ 180°	816 \$	49 \$	299 \$	57 \$	90 \$ 119 \$
2A1	2 heads @ 180° + 1 center head	1,081 \$	75 \$	448 \$	85 \$	135 \$ 180 \$
3A	3 heads up @ 120°	1,131 \$	75 \$	448 \$	85 \$	135 \$ 180 \$
3A1	3 heads @ 120° + 1 center head	1,398 \$	99 \$	598 \$	113 \$	180 \$ 239 \$
23315 2A	2 heads down closed bottom @ 180°	816 \$	49 \$	299 \$	57 \$	90 \$ 119 \$
3A	3 heads down closed bottom @ 120°	1,131 \$	75 \$	448 \$	85 \$	135 \$ 180 \$

NOTES

1) Other multiple heads assemblies are available. Please contact our customer service or your representative.
2) For replacement glass, please consult page 199,

MONTPELLIER (33) Large series

Catalog number example

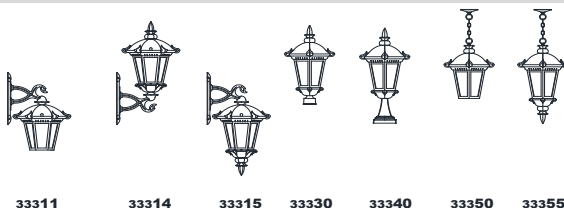
33314-CH01-LD10C or 33314-CH01C

Size | Mounting | Glass | Finish | Option LED | Size | Mounting | Glass | Finish | Option Candelabra

Large series		Base price adder						
Model	Description	PRICE FOR FINISHES	Glass		Finishes	Options		
		01, 03, 06, 09, 10, 20, 21, 27, 29, 39, 40, 49, 50, 51, 52, 53, 54	AC, CP, CS, DP, GB, GC, MC, MW, MY, SB, WP, WR	TA, TB, TC, TD	04, 05, 07, 08, 46, 47, 48	Candelabra	LED (3000K)	
		Glass: CB or CH				C	LD10C	LD20C
33311	downlight wall mount, open bottom	435 \$	29 \$	164 \$	42 \$	45 \$	60 \$	92 \$
33314	uplight wall mount	445 \$	29 \$	164 \$	42 \$	45 \$	60 \$	92 \$
33315	downlight wall mount, closed bottom	445 \$	29 \$	164 \$	42 \$	45 \$	60 \$	92 \$
33330	post mount	381 \$	29 \$	164 \$	42 \$	45 \$	60 \$	92 \$
33340	pedestal mount	438 \$	29 \$	164 \$	42 \$	45 \$	60 \$	92 \$
33350	chain mount, open bottom	427 \$	29 \$	164 \$	42 \$	45 \$	60 \$	92 \$
33355	chain mount, closed bottom	440 \$	29 \$	164 \$	42 \$	45 \$	60 \$	92 \$

NOTES

1) For multiple heads assemblies, please see below



MONTPELLIER (33) Large series, multiple heads

Catalog number example

33314-CH01-2A-LD10C or 33314-CH01C-2A1

Size | Mounting | Glass | Finish | 2: No. of fixture around the pole | Option LED | Size | Mounting | Glass | Finish | Option Candelabra | 2: No. of fixture around the pole | 1: Center head

Large series		Base price adder						
Model	Description	PRICE FOR FINISHES	Glass		Finishes	Options		
		01, 03, 06, 09, 10, 20, 21, 27, 29, 39, 40, 49, 50, 51, 52, 53, 54	AC, CP, CS, DP, GB, GC, MC, MW, MY, SB, WP, WR	TA, TB, TC, TD	04, 05, 07, 08, 46, 47, 48	Candelabra	LED (3000K)	
		Glass: CB or CH				C	LD10C	LD20C
33314 2A	2 heads up @ 180°	1,087 \$	59 \$	328 \$	85 \$	90 \$	119 \$	185 \$
2A1	2 heads @ 180° + 1 center head	1,469 \$	88 \$	492 \$	127 \$	135 \$	180 \$	277 \$
3A	3 heads up @ 120°	1,541 \$	88 \$	492 \$	127 \$	135 \$	180 \$	277 \$
3A1	3 heads @ 120° + 1 center head	1,924 \$	118 \$	655 \$	169 \$	180 \$	239 \$	369 \$
33315 2A	2 heads down closed bottom @ 180°	1,087 \$	59 \$	328 \$	85 \$	90 \$	119 \$	185 \$
3A	3 heads down closed bottom @ 120°	1,541 \$	88 \$	492 \$	127 \$	135 \$	180 \$	277 \$

NOTES

1) Other multiple heads assemblies are available. Please contact our customer service or your representative.
 2) For replacement glass, please consult page 199,

MONTPELLIER (33) XL series

Catalog number example

43324-CH01-LD20C
Size | Mounting | Glass | Finish | Option LED
Collection
or

 43324-CH01C
Size | Mounting | Glass | Finish | Option Candelabra
Collection


XL series

Base price adder


Model	Description	PRICE FOR FINISHES	Glass	Finishes	Options		
		01, 03, 06, 09, 10, 20, 21, 27, 29, 39, 40, 49, 50, 51, 52, 53, 54	CH, CP, CR, CS, DP, MC, SB, WP, WR	04, 05, 07, 08, 46, 47, 48	Candelabra	LED (3000K)	
		Glass: CB (tempered)				C	LD20C
43324	uplight wall mount	1,535 \$	42 \$	88 \$	45 \$	92 \$	185 \$
43330	post mount	1,139 \$	42 \$	88 \$	45 \$	92 \$	185 \$
43340	pedestal mount	1,201 \$	42 \$	88 \$	45 \$	92 \$	185 \$
43355	chain mount, closed bottom	1,237 \$	42 \$	88 \$	45 \$	92 \$	185 \$

NOTES


1) For replacement glass, please consult page 199,



43324



43330



43340



43355

WESTMINSTER (35) Small series

Catalog number example

13511-CB01-LD10C
Size | Mounting | Glass | Finish | Option LED
Collection

or

13511-SB09C
Size | Mounting | Glass | Finish | Option Candelabra
Collection


Small series

Base price adder

Model	Description	PRICE FOR FINISHES	Glass	Finishes	Options	
		01, 03, 06, 09, 10, 20, 21, 27, 29, 39, 40, 49, 50, 51, 52, 53, 54	SB	04, 05, 07, 08, 46, 47, 48	Candelabra	LED (3000K)
					C	LD10C
13511	downlight wall mount, open bottom	160 \$	24 \$	18 \$	45 \$	60 \$
13514	uplight wall mount	170 \$	24 \$	18 \$	45 \$	60 \$
13515	downlight wall mount, closed bottom	170 \$	24 \$	18 \$	45 \$	60 \$
13521	downlight wall mount, open bottom	152 \$	24 \$	18 \$	45 \$	60 \$
13524	uplight wall mount	160 \$	24 \$	18 \$	45 \$	60 \$
13525	downlight wall mount, closed bottom	160 \$	24 \$	18 \$	45 \$	60 \$
13530	post mount	133 \$	24 \$	18 \$	45 \$	60 \$
13540	pedestal mount	186 \$	24 \$	18 \$	45 \$	60 \$
13550	chain mount, open bottom	148 \$	24 \$	18 \$	45 \$	60 \$
13555	chain mount, closed bottom	158 \$	24 \$	18 \$	45 \$	60 \$
13593	downlight wall mount, open bottom	238 \$	24 \$	18 \$	45 \$	60 \$
13597	uplight wall mount	253 \$	24 \$	18 \$	45 \$	60 \$
13598	downlight wall mount, closed bottom	253 \$	24 \$	18 \$	45 \$	60 \$

NOTES

- 1) For multiple heads assemblies, see following page.
- 2) For replacement glass, please consult page 199,



WESTMINSTER (35) Small series, multiple heads

Catalog number example

13514-CB01-2A-LD10C

Size: Collection, Mounting, Glass, Finish, 2: No. of fixture around the pole, Option LED, A: Mounting on the side

or

13593-SB09C-2A1

Size: Collection, Mounting, Glass, Finish, Option Candelabra, 2: No. of fixture around the pole, A: Mounting on the side, 1: Center head

Small series

Base price adder

Model	Description	PRICE FOR FINISHES	Glass	Finishes	Options	
		01, 03, 06, 09, 10, 20, 21, 27, 29, 39, 40, 49, 50, 51, 52, 53, 54	SB	04, 05, 07, 08, 46, 47, 48	Candelabra	LED (3000K)
		Glass: CB	SB		C	LD10C
13514 2A	2 heads up @ 180°	519 \$	49 \$	36 \$	90 \$	119 \$
2A1	2 heads @ 180° + 1 center head	608 \$	75 \$	54 \$	135 \$	180 \$
3A	3 heads up @ 120°	691 \$	75 \$	54 \$	135 \$	180 \$
3A1	3 heads @ 120° + 1 center head	787 \$	99 \$	71 \$	180 \$	239 \$
13515 2A	2 heads down closed bottom @ 180°	519 \$	49 \$	36 \$	90 \$	119 \$
3A	3 heads down closed bottom @ 120°	691 \$	75 \$	54 \$	135 \$	180 \$
13521 2A	2 heads down open bottom @ 180°	438 \$	49 \$	36 \$	90 \$	119 \$
2A1	2 heads @ 180° + 1 center head	546 \$	75 \$	54 \$	135 \$	180 \$
3A	3 heads down open bottom @ 120°	583 \$	75 \$	54 \$	135 \$	180 \$
3A1	3 heads @ 120° + 1 center head	703 \$	99 \$	71 \$	180 \$	239 \$
13524 2A	2 heads up @ 180°	457 \$	49 \$	36 \$	90 \$	119 \$
2A1	2 heads @ 180° + 1 center head	575 \$	75 \$	54 \$	135 \$	180 \$
3A	3 heads up @ 120°	622 \$	75 \$	54 \$	135 \$	180 \$
3A1	3 heads @ 120° + 1 center head	735 \$	99 \$	71 \$	180 \$	239 \$
13525 2A	2 heads down closed bottom @ 180°	655 \$	49 \$	36 \$	90 \$	119 \$
2A1	2 heads @ 180° + 1 center head	780 \$	75 \$	54 \$	135 \$	180 \$
3A	3 heads down closed bottom @ 120°	842 \$	75 \$	54 \$	135 \$	180 \$
3A1	3 heads @ 120° + 1 center head	1,018 \$	99 \$	71 \$	180 \$	239 \$
13593 2A	2 heads down open bottom @ 180°	457 \$	49 \$	36 \$	90 \$	119 \$
2A1	2 heads @ 180° + 1 center head	575 \$	75 \$	54 \$	135 \$	180 \$
3A	3 heads down open bottom @ 120°	622 \$	75 \$	54 \$	135 \$	180 \$
3A1	3 heads @ 120° + 1 center head	735 \$	99 \$	71 \$	180 \$	239 \$
13597 2A	2 heads up @ 180°	671 \$	49 \$	36 \$	90 \$	119 \$
2A1	2 heads @ 180° + 1 center head	802 \$	75 \$	54 \$	135 \$	180 \$
3A	3 heads up @ 120°	925 \$	75 \$	54 \$	135 \$	180 \$
3A1	3 heads @ 120° + 1 center head	1,053 \$	99 \$	71 \$	180 \$	239 \$
13598 2A	2 heads down closed bottom @ 180°	671 \$	49 \$	36 \$	90 \$	119 \$
2A1	2 heads @ 180° + 1 center head	802 \$	75 \$	54 \$	135 \$	180 \$
3A	3 heads down closed bottom @ 120°	925 \$	75 \$	54 \$	135 \$	180 \$
3A1	3 heads @ 120° + 1 center head	1,053 \$	99 \$	71 \$	180 \$	239 \$

NOTES

- 1) Other multiple heads assemblies are available. Please contact our customer service or your representative.
- 2) For replacement glass, please consult page 199,

WESTMINSTER (35)

Medium series

Catalog number example

23511-CB01-LD10C

Size: 11 | Mounting: CB | Glass: 01 | Finish: LD | Option LED: 10C

23511-SB09C

Size: 11 | Mounting: SB | Glass: 09 | Finish: C | Option Candelabra


Medium series

Base price adder

Model	Description	PRICE FOR FINISHES	Glass	Finishes	Options	
		01, 03, 06, 09, 10, 20, 21, 27, 29, 39, 40, 49, 50, 51, 52, 53, 54	SB	04, 05, 07, 08, 46, 47, 48	Candelabra	LED (3000K)
		Glass: CB	SB		C	LD10C
23511	downlight wall mount, open bottom	291 \$	24 \$	28 \$	45 \$	60 \$
23514	uplight wall mount	314 \$	24 \$	28 \$	45 \$	60 \$
23515	downlight wall mount, closed bottom	314 \$	24 \$	28 \$	45 \$	60 \$
23521	downlight wall mount, open bottom	269 \$	24 \$	28 \$	45 \$	60 \$
23524	uplight wall mount	291 \$	24 \$	28 \$	45 \$	60 \$
23525	downlight wall mount, closed bottom	291 \$	24 \$	28 \$	45 \$	60 \$
23530	post mount	235 \$	24 \$	28 \$	45 \$	60 \$
23540	pedestal mount	291 \$	24 \$	28 \$	45 \$	60 \$
23550	chain mount, open bottom	256 \$	24 \$	28 \$	45 \$	60 \$
23555	chain mount, closed bottom	284 \$	24 \$	28 \$	45 \$	60 \$
23593	downlight wall mount, open bottom	407 \$	24 \$	28 \$	45 \$	60 \$
23597	uplight wall mount	431 \$	24 \$	28 \$	45 \$	60 \$
23598	downlight wall mount, closed bottom	431 \$	24 \$	28 \$	45 \$	60 \$

NOTES

- 1) For multiple heads assemblies, see following page.
- 2) For replacement glass, please consult page 199,



WESTMINSTER (35)

Medium series, multiple heads

Catalog number example

23514-CB01-2A-LD10C

Size: Collection, Mounting, Glass, Finish, 2: No. of fixture around the pole, Option LED, A: Mounting on the side

or

23593-SB09C-2A1

Size: Collection, Mounting, Glass, Finish, Option Candelabra, 2: No. of fixture around the pole, A: Mounting on the side, 1: Center head

Medium series

Base price adder

Model	Description	PRICE FOR FINISHES	Glass	Finishes	Options	
		01, 03, 06, 09, 10, 20, 21, 27, 29, 39, 40, 49, 50, 51, 52, 53, 54	SB	04, 05, 07, 08, 46, 47, 48	Candelabra	LED (3000K)
						C
		Glass: CB				
23514 2A	2 heads up @ 180°	788 \$	49 \$	57 \$	90 \$	119 \$
2A1	2 heads @ 180° + 1 center head	1,031 \$	75 \$	85 \$	135 \$	180 \$
3A	3 heads up @ 120°	1,099 \$	75 \$	85 \$	135 \$	180 \$
3A1	3 heads @ 120° + 1 center head	1,343 \$	99 \$	113 \$	180 \$	239 \$
23515 2A	2 heads down closed bottom @ 180°	788 \$	49 \$	57 \$	90 \$	119 \$
3A	3 heads down closed bottom @ 120°	1,099 \$	75 \$	85 \$	135 \$	180 \$
23521 2A	2 heads down open bottom @ 180°	627 \$	49 \$	57 \$	90 \$	119 \$
2A1	2 heads @ 180° + 1 center head	762 \$	75 \$	85 \$	135 \$	180 \$
3A	3 heads down open bottom @ 120°	839 \$	75 \$	85 \$	135 \$	180 \$
3A1	3 heads @ 120° + 1 center head	977 \$	99 \$	113 \$	180 \$	239 \$
23524 2A	2 heads up @ 180°	669 \$	49 \$	57 \$	90 \$	119 \$
2A1	2 heads @ 180° + 1 center head	853 \$	75 \$	85 \$	135 \$	180 \$
3A	3 heads up @ 120°	908 \$	75 \$	85 \$	135 \$	180 \$
3A1	3 heads @ 120° + 1 center head	1,049 \$	99 \$	113 \$	180 \$	239 \$
23525 2A	2 heads down closed bottom @ 180°	669 \$	49 \$	57 \$	90 \$	119 \$
2A1	2 heads @ 180° + 1 center head	853 \$	75 \$	85 \$	135 \$	180 \$
3A	3 heads down closed bottom @ 120°	908 \$	75 \$	85 \$	135 \$	180 \$
3A1	3 heads @ 120° + 1 center head	1,049 \$	99 \$	113 \$	180 \$	239 \$
23593 2A	2 heads down open bottom @ 180°	969 \$	49 \$	57 \$	90 \$	119 \$
2AA	2 heads @ 180° + 1 center head	1,209 \$	75 \$	85 \$	135 \$	180 \$
3A	3 heads down open bottom @ 120°	1,369 \$	75 \$	85 \$	135 \$	180 \$
2A1	3 heads @ 120° + 1 center head	1,609 \$	99 \$	113 \$	180 \$	239 \$
23597 2A	2 heads up @ 180°	1,011 \$	49 \$	57 \$	90 \$	119 \$
2A1	2 heads @ 180° + 1 center head	1,255 \$	75 \$	85 \$	135 \$	180 \$
3A	3 heads up @ 120°	1,436 \$	75 \$	85 \$	135 \$	180 \$
3A1	3 heads @ 120° + 1 center head	1,681 \$	99 \$	113 \$	180 \$	239 \$
23598 2A	2 heads down closed bottom @ 180°	1,011 \$	49 \$	57 \$	90 \$	119 \$
2A1	2 heads @ 180° + 1 center head	1,255 \$	75 \$	85 \$	135 \$	180 \$
3A	3 heads down closed bottom @ 120°	1,436 \$	75 \$	85 \$	135 \$	180 \$
3A1	3 heads @ 120° + 1 center head	1,681 \$	99 \$	113 \$	180 \$	239 \$

NOTES

- 1) Other multiple heads assemblies are available. Please contact our customer service or your representative.
- 2) For replacement glass, please consult page 199,

WESTMINSTER (35) Large series

Catalog number example

33511-CB01-LD10C
Size Collection Mounting Glass Finish Option LED

33511-SB09C
Size Collection Mounting Glass Finish Option Candelabra


Large series

Base price adder

Model	Description	PRICE FOR FINISHES	Glass	Finishes	Options		
		01, 03, 06, 09, 10, 20, 21, 27, 29, 39, 40, 49, 50, 51, 52, 53, 54	SB	04, 05, 07, 08, 46, 47, 48	Candelabra	LED (3000K)	
						C	LD10C
33511	downlight wall mount, open bottom	363 \$	29 \$	42 \$	45 \$	60 \$	92 \$
33514	uplight wall mount	389 \$	29 \$	42 \$	45 \$	60 \$	92 \$
33515	downlight wall mount, closed bottom	389 \$	29 \$	42 \$	45 \$	60 \$	92 \$
33521	downlight wall mount, open bottom	331 \$	29 \$	42 \$	45 \$	60 \$	92 \$
33524	uplight wall mount	359 \$	29 \$	42 \$	45 \$	60 \$	92 \$
33525	downlight wall mount, closed bottom	359 \$	29 \$	42 \$	45 \$	60 \$	92 \$
33530	post mount	280 \$	29 \$	42 \$	45 \$	60 \$	92 \$
33540	pedestal mount	337 \$	29 \$	42 \$	45 \$	60 \$	92 \$
33550	chain mount, open bottom	326 \$	29 \$	42 \$	45 \$	60 \$	92 \$
33555	chain mount, closed bottom	359 \$	29 \$	42 \$	45 \$	60 \$	92 \$
33593	downlight wall mount, open bottom	508 \$	29 \$	42 \$	45 \$	60 \$	92 \$
33597	uplight wall mount	567 \$	29 \$	42 \$	45 \$	60 \$	92 \$
33598	downlight wall mount, closed bottom	567 \$	29 \$	42 \$	45 \$	60 \$	92 \$

NOTES

- 1) For multiple heads assemblies, see following page.
- 2) For replacement glass, please consult page 199,



WESTMINSTER (35)

Large series, multiple heads

Catalog number example

33514-CB01-2A-LD10C

Size: Collection
Mounting: 2A
Glass: CB
Finish: 01
Option LED: LD10C
2: No. of fixture around the pole
A: Mounting on the side





or

33593-SB09C-2A1

Size: Collection
Mounting: 2A
Glass: SB
Finish: 09C
Option Candelabra: C
2: No. of fixture around the pole
A: Mounting on the side
1: Center head

Large series

Base price adder

 2 HEADS 2A  2 HEADS + 1 2A1  3 HEADS 3A  3 HEADS + 1 3A1	PRICE FOR FINISHES	Glass	Finishes	Options			
	Model Description	01, 03, 06, 09, 10, 20, 21, 27, 29, 39, 40, 49, 50, 51, 52, 53, 54	Glass: CB SB	04, 05, 07, 08, 46, 47, 48	Candelabra C	LED (3000K)	
						LD10C	LD20C
33514 2A	2 heads up @ 180°	947 \$	59 \$	85 \$	90 \$	119 \$	185 \$
2A1	2 heads @ 180° + 1 center head	1,223 \$	88 \$	127 \$	135 \$	180 \$	277 \$
3A	3 heads up @ 120°	1,331 \$	88 \$	127 \$	135 \$	180 \$	277 \$
3A1	3 heads @ 120° + 1 center head	1,607 \$	118 \$	169 \$	180 \$	239 \$	369 \$
33515 2A	2 heads down closed bottom @ 180°	947 \$	59 \$	85 \$	90 \$	119 \$	185 \$
3A	3 heads down closed bottom @ 120°	1,331 \$	88 \$	127 \$	135 \$	180 \$	277 \$
33521 2A	2 heads down open bottom @ 180°	786 \$	59 \$	85 \$	90 \$	119 \$	185 \$
2A1	2 heads @ 180° + 1 center head	1,057 \$	88 \$	127 \$	135 \$	180 \$	277 \$
3A	3 heads down open bottom @ 120°	1,108 \$	88 \$	127 \$	135 \$	180 \$	277 \$
3A1	3 heads @ 120° + 1 center head	1,387 \$	118 \$	169 \$	180 \$	239 \$	369 \$
33524 2A	2 heads up @ 180°	845 \$	59 \$	85 \$	90 \$	119 \$	185 \$
2A1	2 heads @ 180° + 1 center head	1,119 \$	88 \$	127 \$	135 \$	180 \$	277 \$
3A	3 heads up @ 120°	1,200 \$	88 \$	127 \$	135 \$	180 \$	277 \$
3A1	3 heads @ 120° + 1 center head	1,477 \$	118 \$	169 \$	180 \$	239 \$	369 \$
33525 2A	2 heads down closed bottom @ 180°	845 \$	59 \$	85 \$	90 \$	119 \$	185 \$
2A1	2 heads @ 180° + 1 center head	1,119 \$	88 \$	127 \$	135 \$	180 \$	277 \$
3A	3 heads down closed bottom @ 120°	1,200 \$	88 \$	127 \$	135 \$	180 \$	277 \$
3A1	3 heads @ 120° + 1 center head	1,477 \$	118 \$	169 \$	180 \$	239 \$	369 \$
33593 2A	2 heads down open bottom @ 180°	1,185 \$	59 \$	85 \$	90 \$	119 \$	185 \$
2A1	2 heads @ 180° + 1 center head	1,459 \$	88 \$	127 \$	135 \$	180 \$	277 \$
3A	3 heads down open bottom @ 120°	1,685 \$	88 \$	127 \$	135 \$	180 \$	277 \$
3A1	3 heads @ 120° + 1 center head	1,964 \$	118 \$	169 \$	180 \$	239 \$	369 \$
33597 2A	2 heads up @ 180°	1,299 \$	59 \$	85 \$	90 \$	119 \$	185 \$
2A1	2 heads @ 180° + 1 center head	1,580 \$	88 \$	127 \$	135 \$	180 \$	277 \$
3A	3 heads up @ 120°	1,864 \$	88 \$	127 \$	135 \$	180 \$	277 \$
3A1	3 heads @ 120° + 1 center head	2,139 \$	118 \$	169 \$	180 \$	239 \$	369 \$
33598 2A	2 heads down closed bottom @ 180°	1,299 \$	59 \$	85 \$	90 \$	119 \$	185 \$
2A1	2 heads @ 180° + 1 center head	1,580 \$	88 \$	127 \$	135 \$	180 \$	277 \$
3A	3 heads down closed bottom @ 120°	1,864 \$	88 \$	127 \$	135 \$	180 \$	277 \$
3A1	3 heads @ 120° + 1 center head	2,139 \$	118 \$	169 \$	180 \$	239 \$	369 \$

NOTES

- 1) Other multiple heads assemblies are available. Please contact our customer service or your representative.
- 2) For replacement glass, please consult page 199,

WESTMINSTER (35) XL series

Catalog number example

43530-CB01-LD20C
Size Mounting Glass Finish Option LED
Collection

43530-SB09C
Size Mounting Glass Finish Option Candelabra
Collection

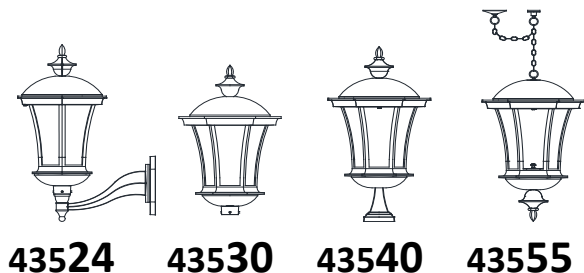
XL series

Base price adder

Model	Description	PRICE FOR FINISHES	Glass	Finishes	Options		
		01, 03, 06, 09, 10, 20, 21, 27, 29, 39, 40, 49, 50, 51, 52, 53, 54		04, 05, 07, 08, 46, 47, 48	Candelabra	LED (3000K)	
		Glass: CB (tempered)	SB			C	LD20C
43524	uplight wall mount	1,437 \$	42 \$	88 \$	45 \$	92 \$	185 \$
43530	post mount	1,065 \$	42 \$	88 \$	45 \$	92 \$	185 \$
43540	pedestal mount	1,191 \$	42 \$	88 \$	45 \$	92 \$	185 \$
43555	chain mount, closed bottom	1,225 \$	42 \$	88 \$	45 \$	92 \$	185 \$

NOTES

1) For replacement glass, please consult page 199,



MONACO (36)

Small series

Catalog number example

13617-CR01-LD10C or 13617-CR01C

Size | Mounting | Glass | Finish | Option LED | Size | Mounting | Glass | Finish | Option Candelabra


Small series

Base price adder

Model	Description	PRICE FOR FINISHES	Glass	Finishes	Options
		01, 03, 06, 09, 10, 20, 21, 27, 29, 39, 40, 49, 50, 51, 52, 53, 54		04, 05, 07, 08, 46, 47, 48	LED (3000K)
		Globe: CR or WR			LD10C
13617	downlight wall mount, closed bottom, step	123 \$		18 \$	60 \$
13627	downlight wall mount, closed bottom	117 \$		18 \$	60 \$
13630	post mount	147 \$		18 \$	60 \$
13640	pedestal mount	189 \$		18 \$	60 \$
13655	chain mount, closed bottom	157 \$		18 \$	60 \$
13698	downlight wall mount, closed bottom	315 \$		18 \$	60 \$

NOTES

1) For multiple heads assemblies, please see below



MONACO (36)

Small series, multiple heads

Catalog number example

13698-CR01-2A-LD10C or 13698-CH01C-2A1

Size | Mounting | Glass | Finish | 2: No. of fixture around the pole | Option LED | Size | Mounting | Glass | Finish | Option Candelabra | 2: No. of fixture around the pole | A: Mounting on the side | 1: Center head

Small series

Base price adder

Model	Description	PRICE FOR FINISHES	Glass	Finishes	Options
		01, 03, 06, 09, 10, 20, 21, 27, 29, 39, 40, 49, 50, 51, 52, 53, 54		04, 05, 07, 08, 46, 47, 48	LED (3000K)
		Globe: CR or WR			LD10C
13698 2A	2 heads down closed bottom @ 180°	894 \$		36 \$	119 \$
2A1	2 heads @ 180° + 1 center head	1,044 \$		54 \$	180 \$
3A	3 heads down closed bottom @ 120°	1,208 \$		54 \$	180 \$
3A1	3 heads @ 120° + 1 center head	1,357 \$		71 \$	266 \$

NOTES

1) Other multiple heads assemblies are available. Please contact our customer service or your representative.
 2) For replacement glass, please consult page 199,

MONACO (36)

Medium series

Catalog number example

23620-CR01-LD10C

Size | Mounting | Glass | Finish | Option LED
Collection

or

23620-CR01C

Size | Mounting | Glass | Finish | Option Candelabra
Collection

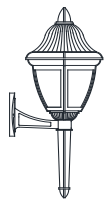
Medium series

Base price adder

Model	Description	PRICE FOR FINISHES	Glass	Finishes	Options	
		Globe: CR or WR			Candelabra	LED (3000K)
		01, 03, 06, 09, 10, 20, 21, 27, 29, 39, 40, 49, 50, 51, 52, 53, 54		04, 05, 07, 08, 46, 47, 48		
					C	LD10C
23620	uplight wall mount, stem	308 \$		28 \$	45 \$	60 \$
23624	uplight wall mount	302 \$		28 \$	45 \$	60 \$
23625	downlight wall mount, closed bottom	302 \$		28 \$	45 \$	60 \$
23630	post mount	233 \$		28 \$	45 \$	60 \$
23640	pedestal mount	271 \$		28 \$	45 \$	60 \$
23655	chain mount, closed bottom	253 \$		28 \$	45 \$	60 \$
23698	downlight wall mount, closed bottom	428 \$		28 \$	45 \$	60 \$

NOTES

- 1) For multiple heads assemblies, see following page.
- 2) For replacement glass, please consult page 199,



23620



23624



23625




23630



23640



23655



23698

MONACO (36)

Medium series, multiple heads

Catalog number example

23698-CR01-2A-LD10C

Size: 23698, Collection: CR, Mounting: 01, Glass: 2A, Finish: LD, Option LED: 10C
 2: No. of fixture around the pole
 A: Mounting on the side

or

23698-CH01C-2A1

Size: 23698, Collection: CH, Mounting: 01C, Glass: 2A, Finish: 1, Option Candelabra: 1
 2: No. of fixture around the pole
 A: Mounting on the side
 1: Center head

Medium series

Base price adder

Model	Description	PRICE FOR FINISHES	Base price adder		
			Glass	Finishes	Options
					LED (3000K)
					Candelabra
					C
					LD10C
		01, 03, 06, 09, 10, 20, 21, 27, 29, 39, 40, 49, 50, 51, 52, 53, 54		04, 05, 07, 08, 46, 47, 48	
		Globe: CR or WR			
23620 2A	2 heads up, stem @ 180°	786 \$		57 \$	90 \$
2A1	2 heads @ 180° + 1 center head	1,020 \$		85 \$	135 \$
3A	3 heads up, stem @ 120°	1,096 \$		85 \$	135 \$
3A1	3 heads @ 120° + 1 center head	1,325 \$		113 \$	180 \$
23624 2A	2 heads up @ 180°	817 \$		57 \$	90 \$
2A1	2 heads @ 180° + 1 center head	997 \$		85 \$	135 \$
3A	3 heads up @ 120°	1,062 \$		85 \$	135 \$
3A1	3 heads @ 120° + 1 center head	1,292 \$		113 \$	180 \$
23625 2A	2 heads down closed bottom @ 180°	817 \$		57 \$	90 \$
2A1	2 heads @ 180° + 1 center head	997 \$		85 \$	135 \$
3A	3 heads down closed bottom @ 120°	1,062 \$		85 \$	135 \$
3A1	3 heads @ 120° + 1 center head	1,292 \$		113 \$	180 \$
23698 2A	2 heads down, closed bottom @ 180°	1,073 \$		57 \$	90 \$
2A1	2 heads @ 180° + 1 center head	1,311 \$		85 \$	135 \$
3A	3 heads down, closed bottom @ 120°	1,503 \$		85 \$	135 \$
3A1	3 heads @ 120° + 1 center head	1,734 \$		113 \$	180 \$

NOTES

- 1) Other multiple heads assemblies are available. Please contact our customer service or your representative.
- 2) For replacement glass, please consult page 199,

FLORENCE (37)

Small series

Catalog number example

13724-CH01-LD10C

Size | Mounting | Glass | Finish | Option LED
Collection | Glass | Option LED

or

13724-CH01C

Size | Mounting | Glass | Finish | Option Candelabra
Collection | Glass | Option Candelabra

Small series

Base price adder

Model	Description	PRICE FOR FINISHES	Glass		Finishes	Options	
		01, 03, 06, 09, 10, 20, 21, 27, 29, 39, 40, 49, 50, 51, 52, 53, 54	AC, CP, CS, DP, GB, GC, MC, MW, MY, SB,	TA, TB, TC, TD	04, 05, 07, 08, 46, 47, 48	Candelabra	LED (3000K)
			WP, WR			C	LD10C
13720	uplight wall mount, stem	164 \$	24 \$	134 \$	18 \$	45 \$	60 \$
13724	uplight wall mount	162 \$	24 \$	134 \$	18 \$	45 \$	60 \$
13725	downlight wall mount, closed bottom	162 \$	24 \$	134 \$	18 \$	45 \$	60 \$
13730	post mount	121 \$	24 \$	134 \$	18 \$	45 \$	60 \$
13740	pedestal mount	173 \$	24 \$	134 \$	18 \$	45 \$	60 \$
13755	chain mount, closed bottom	152 \$	24 \$	134 \$	18 \$	45 \$	60 \$
13798	downlight wall mount, closed bottom	239 \$	24 \$	134 \$	18 \$	45 \$	60 \$

NOTES

- 1) For multiple heads assemblies, see following page.
- 2) For replacement glass, please consult page 199,



13720 13724 13725 13730 13740 13755 13798

FLORENCE (37)

Small series, multiple heads


Catalog number example

13724-CH01-2A-LD10C



or

13724-CH01C-2A1



Small series

Base price adder

Small series		PRICE FOR FINISHES	Glass		Finishes	Options	
			AC, CP, CS, DP, GB, GC, MC, MW, MY, SB, WP, WR	TA, TB, TC, TD		Candelabra	LED (3000K)
		01, 03, 06, 09, 10, 20, 21, 27, 29, 39, 40, 49, 50, 51, 52, 53, 54			04, 05, 07, 08, 46, 47, 48		
Model	Description	Glass: CB or CH				C	LD10C
13720 2A	2 heads up, stem @ 180°	443 \$	49 \$	269 \$	36 \$	90 \$	119 \$
2A1	2 heads @ 120° + 1 center head	569 \$	75 \$	403 \$	54 \$	135 \$	180 \$
3A	3 heads up, stem @ 120°	623 \$	75 \$	403 \$	54 \$	135 \$	180 \$
3A1	3 heads @ 180° + 1 center head	755 \$	99 \$	538 \$	71 \$	180 \$	239 \$
13724 2A	2 heads up @ 180°	449 \$	49 \$	269 \$	36 \$	90 \$	119 \$
2A1	2 heads @ 180° + 1 center head	561 \$	75 \$	403 \$	54 \$	135 \$	180 \$
3A	3 heads up @ 120°	626 \$	75 \$	403 \$	54 \$	135 \$	180 \$
3A1	3 heads @ 120° + 1 center head	716 \$	99 \$	538 \$	71 \$	180 \$	239 \$
13725 2A	2 heads down, closed bottom @ 180°	449 \$	49 \$	269 \$	36 \$	90 \$	119 \$
2A1	2 heads @ 120° + 1 center head	561 \$	75 \$	403 \$	54 \$	135 \$	180 \$
3A	3 heads down closed bottom @ 120°	626 \$	75 \$	403 \$	54 \$	135 \$	180 \$
3A1	3 heads @ 120° + 1 center head	716 \$	99 \$	538 \$	71 \$	180 \$	239 \$
13798 2A	2 heads down closed bottom @ 180°	623 \$	49 \$	269 \$	36 \$	90 \$	119 \$
2A1	2 heads @ 180° + 1 center head	757 \$	75 \$	403 \$	54 \$	135 \$	180 \$
3A	3 heads down closed bottom @ 120°	854 \$	75 \$	403 \$	54 \$	135 \$	180 \$
3A1	3 heads @ 120° + 1 center head	991 \$	99 \$	538 \$	71 \$	180 \$	239 \$

NOTES

- 1) Other multiple heads assemblies are available. Please contact our customer service or your representative.
- 2) For replacement glass, please consult page 199,

FLORENCE (37)

Medium series

Catalog number example

$\frac{\text{Size}}{\text{Collection}}$ | $\frac{\text{Mounting}}{\text{Glass}}$ | $\frac{\text{Finish}}{\text{Option LED}}$
23724-CH01-LD10C
or

 $\frac{\text{Size}}{\text{Collection}}$ | $\frac{\text{Mounting}}{\text{Glass}}$ | $\frac{\text{Finish}}{\text{Option Candelabra}}$
23724-CH01C

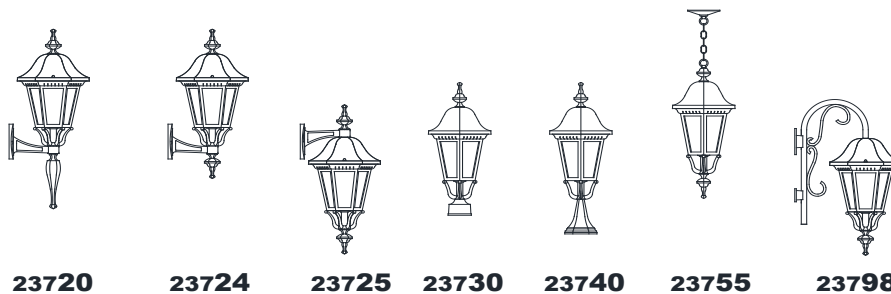
Medium series

Base price adder

Model	Description	PRICE FOR FINISHES	Glass		Finishes	Options	
		01, 03, 06, 09, 10, 20, 21, 27, 29, 39, 40, 49, 50, 51, 52, 53, 54	AC, CP, CS, DP, GB, GC, MC, MW, MY, SB, WP, WR	TA, TB, TC, TD	04, 05, 07, 08, 46, 47, 48	Candelabra	LED (3000K)
		Glass: CB or CH				C	LD10C
23720	uplight wall mount, stem	310 \$	24 \$	149 \$	28 \$	45 \$	60 \$
23724	uplight wall mount	296 \$	24 \$	149 \$	28 \$	45 \$	60 \$
23725	downlight wall mount, closed bottom	296 \$	24 \$	149 \$	28 \$	45 \$	60 \$
23730	post mount	251 \$	24 \$	149 \$	28 \$	45 \$	60 \$
23740	pedestal mount	305 \$	24 \$	149 \$	28 \$	45 \$	60 \$
23755	chain mount, closed bottom	273 \$	24 \$	149 \$	28 \$	45 \$	60 \$
23798	downlight wall mount, closed bottom	422 \$	24 \$	149 \$	28 \$	45 \$	60 \$

NOTES

- 1) For multiple heads assemblies, see following page.
- 2) For replacement glass, please consult page 199,



FLORENCE (37)

Medium series, multiple heads

Catalog number example

23724-CH01-2A-LD10C

Size: Collection, Mounting, Glass, Finish, 2: No. of fixture around the pole, Option LED, A: Mounting on the side

or **23724-CH01C-2A1**

Size: Collection, Mounting, Glass, Finish, Option Candelabra, 2: No. of fixture around the pole, A: Mounting on the side, 1: Center head

Medium series

Base price adder

		PRICE FOR FINISHES	Glass		Finishes	Options	
		01, 03, 06, 09, 10, 20, 21, 27, 29, 39, 40, 49, 50, 51, 52, 53, 54	AC, CP, CS, DP, GB, GC, MC, MW, MY, SB,	TA, TB, TC, TD	04, 05, 07, 08, 46, 47, 48	Candelabra	LED (3000K)
Model	Description		Glass: CB or CH	WP, WR		C	LD10C
23720	2A 2 heads up, stem @ 180°	716 \$	49 \$	299 \$	57 \$	90 \$	119 \$
	2A1 2 heads @ 120° + 1 center head	956 \$	75 \$	448 \$	85 \$	135 \$	180 \$
	3A 3 heads up, stem @ 120°	1,012 \$	75 \$	448 \$	85 \$	135 \$	180 \$
	3A1 3 heads @ 180° + 1 center head	1,254 \$	99 \$	598 \$	113 \$	180 \$	239 \$
23724	2A 2 heads up @ 180°	685 \$	49 \$	299 \$	57 \$	90 \$	119 \$
	2A1 2 heads @ 180° + 1 center head	923 \$	75 \$	448 \$	85 \$	135 \$	180 \$
	3A 3 heads up @ 120°	963 \$	75 \$	448 \$	85 \$	135 \$	180 \$
	3A1 3 heads @ 120° + 1 center head	1,203 \$	99 \$	598 \$	113 \$	180 \$	239 \$
23725	2A 2 heads down, closed bottom @ 180°	685 \$	49 \$	299 \$	57 \$	90 \$	119 \$
	2A1 2 heads @ 120° + 1 center head	923 \$	75 \$	448 \$	85 \$	135 \$	180 \$
	3A 3 heads down closed bottom @ 120°	963 \$	75 \$	448 \$	85 \$	135 \$	180 \$
	3A1 3 heads @ 120° + 1 center head	1,203 \$	99 \$	598 \$	113 \$	180 \$	239 \$
23798	2A 2 heads down closed bottom @ 180°	981 \$	49 \$	299 \$	57 \$	90 \$	119 \$
	2A1 2 heads @ 180° + 1 center head	1,220 \$	75 \$	448 \$	85 \$	135 \$	180 \$
	3A 3 heads down closed bottom @ 120°	1,387 \$	75 \$	448 \$	85 \$	135 \$	180 \$
	3A1 3 heads @ 120° + 1 center head	1,627 \$	99 \$	598 \$	113 \$	180 \$	239 \$

NOTES

- 1) Other multiple heads assemblies are available. Please contact our customer service or your representative.
- 2) For replacement glass, please consult page 199,

FLORENCE (37)

Large series

Catalog number example

33724-CH01-LD10C

Size: 33724 | Mounting: CH | Glass: 01 | Finish: LD | Option LED: 10C

or **33724-CH01C**

Size: 33724 | Mounting: CH | Glass: 01 | Finish: C | Option Candelabra

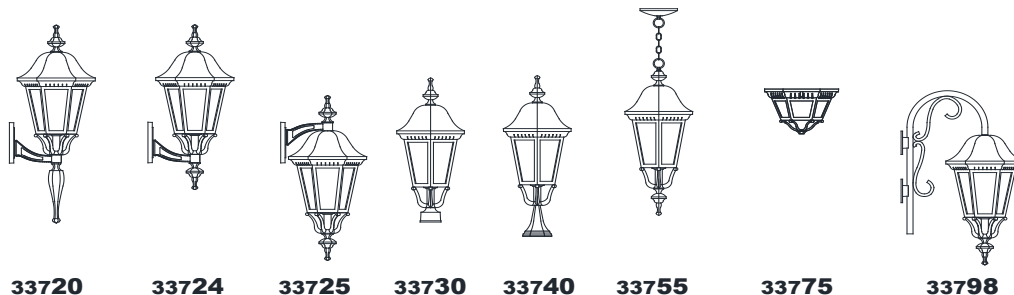
Large series

Base price adder

Model	Description	PRICE FOR FINISHES	Glass		Finishes	Options		
		01, 03, 06, 09, 10, 20, 21, 27, 29, 39, 40, 49, 50, 51, 52, 53, 54	AC, CP, CS, DP, GB, GC, MC, MW, MY, SB,	TA, TB, TC, TD	04, 05, 07, 08, 46, 47, 48	Candelabra	LED (3000K)	
			WP, WR				C	LD10C
33720	uplight wall mount, stem	407 \$	29 \$	164 \$	42 \$	45 \$	60 \$	92 \$
33724	uplight wall mount	389 \$	29 \$	164 \$	42 \$	45 \$	60 \$	92 \$
33725	downlight wall mount, closed bottom	389 \$	29 \$	164 \$	42 \$	45 \$	60 \$	92 \$
33730	post mount	298 \$	29 \$	164 \$	42 \$	45 \$	60 \$	92 \$
33740	pedestal mount	344 \$	29 \$	164 \$	42 \$	45 \$	60 \$	92 \$
33755	chain mount, closed bottom	351 \$	29 \$	164 \$	42 \$	45 \$	60 \$	92 \$
33775	ceiling mount, closed bottom	266 \$	29 \$	164 \$	42 \$	n/a	60 \$	92 \$
33798	downlight wall mount, closed bottom	552 \$	29 \$	164 \$	42 \$	45 \$	60 \$	92 \$

NOTES

- 1) For multiple heads assemblies, see following page.
- 2) For replacement glass, please consult page 199,



FLORENCE (37)

Large series, multiple heads

Catalog number example

33724-CH01-LD10C

Size: Collection, Mounting, Glass, Finish, Option LED





or

33724-CH01C

Size: Collection, Mounting, Glass, Finish, Option Candelabra

Large series

Base price adder

 2 HEADS 2A	 2 HEADS + 1 2A1	 3 HEADS 3A	 3 HEADS + 1 3A1	PRICE FOR FINISHES	Glass		Finishes	Options		
				01, 03, 06, 09, 10, 20, 21, 27, 29, 39, 40, 49, 50, 51, 52, 53, 54	AC, CP, CS, DP, GB, GC, MC, MW, MY, SB, WP, WR	TA, TB, TC, TD	04, 05, 07, 08, 46, 47, 48	Candelabra	LED (3000K)	
									C	LD10C
33720_2A	2 heads up @ 180°	901 \$	59 \$	328 \$	85 \$	90 \$	119 \$	185 \$		
2A1	2 heads @ 180° + 1 center head	1,184 \$	88 \$	492 \$	127 \$	135 \$	180 \$	277 \$		
3A	3 heads up @ 120°	1,293 \$	88 \$	492 \$	127 \$	135 \$	180 \$	277 \$		
3A1	3 heads @ 180° + 1 center head	1,566 \$	118 \$	655 \$	169 \$	180 \$	239 \$	369 \$		
33724_2A	2 heads up @ 180°	866 \$	59 \$	328 \$	85 \$	90 \$	119 \$	185 \$		
2A1	2 heads @ 180° + 1 center head	1,148 \$	88 \$	492 \$	127 \$	135 \$	180 \$	277 \$		
3A	3 heads up @ 120°	1,239 \$	88 \$	492 \$	127 \$	135 \$	180 \$	277 \$		
3A1	3 heads @ 120° + 1 center head	1,514 \$	118 \$	655 \$	169 \$	180 \$	239 \$	369 \$		
33725_2A	2 heads down closed bottom @ 180°	866 \$	59 \$	328 \$	85 \$	90 \$	119 \$	185 \$		
2A1	2 heads @ 120° + 1 center head	1,148 \$	88 \$	492 \$	127 \$	135 \$	180 \$	277 \$		
3A	3 heads down closed bottom @ 120°	1,239 \$	88 \$	492 \$	127 \$	135 \$	180 \$	277 \$		
3A1	3 heads @ 120° + 1 center head	1,514 \$	118 \$	655 \$	169 \$	180 \$	239 \$	369 \$		
33798_2A	2 heads down closed bottom @ 180°	1,196 \$	59 \$	328 \$	85 \$	90 \$	119 \$	185 \$		
2A1	2 heads @ 180° + 1 center head	1,460 \$	88 \$	492 \$	127 \$	135 \$	180 \$	277 \$		
3A	3 heads down closed bottom @ 120°	1,717 \$	88 \$	492 \$	127 \$	135 \$	180 \$	277 \$		
3A1	3 heads @ 120° + 1 center head	1,979 \$	118 \$	655 \$	169 \$	180 \$	239 \$	369 \$		

NOTES

- 1) Other multiple heads assemblies are available. Please contact our customer service or your representative.
- 2) For replacement glass, please consult page 199,

FLORENCE (37)

XL series

Catalog number example

43724-CH01-LD20C

Size | Mounting | Glass | Finish | Option LED
Collection

or

43724-CH01C

Size | Mounting | Glass | Finish | Option Candelabra
Collection


XL series

Base price adder

Model	Description	PRICE FOR FINISHES	Glass	Finishes	Options	
					Candelabra	LED (3000K)
		01, 03, 06, 09, 10, 20, 21, 27, 29, 39, 40, 49, 50, 51, 52, 53, 54	CH, CP, CR, CS, DP, MC, SB, WP, WR	04, 05, 07, 08, 46, 47, 48		
		Glass: CB (trempé)			C	LD20C LD40C
43724	uplight wall mount	1,437 \$	42 \$	88 \$	45 \$	92 \$ 185 \$
43730	post mount	1,065 \$	42 \$	88 \$	45 \$	92 \$ 185 \$
43740	pedestal mount	1,128 \$	42 \$	88 \$	45 \$	92 \$ 185 \$
43755	chain mount, closed bottom	1,135 \$	42 \$	88 \$	45 \$	92 \$ 185 \$

NOTES

1) For replacement glass, please consult page 199,



43724



43730



43740



43755

HAVANA (38)

Medium series

Catalog number example

23824-CH01-LD10C

Size: 23824, Collection: CH, Mounting: 01, Glass: LD, Finish: 10, Option LED: C

23824-CH01C

Size: 23824, Collection: CH, Mounting: 01, Glass: C, Option Candelabra

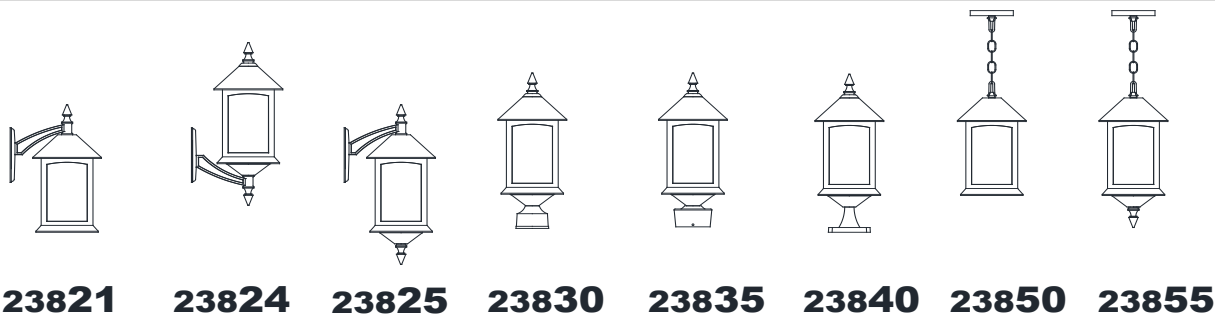
Medium series

Base price adder

Model	Description	PRICE FOR FINISHES	Glass	Finishes	Options	
		01, 03, 06, 09, 10, 20, 21, 27, 29, 39, 40, 49, 50, 51, 52, 53, 54	AC, CH, CP, CS, DP, GC, MC, MW, MY, WP, WR	04, 05, 07, 08, 46, 47, 48	Candelabra	LED (3000K)
		Glass: TF			C	LD10C
23821	downlight wall mount, open bottom	153 \$	24 \$	28 \$	45 \$	60 \$
23824	uplight wall mount	171 \$	24 \$	28 \$	45 \$	60 \$
23825	downlight wall mount, closed bottom	171 \$	24 \$	28 \$	45 \$	60 \$
23830	post mount	153 \$	24 \$	28 \$	45 \$	60 \$
23835	3" square post mount	153 \$	24 \$	28 \$	45 \$	60 \$
23840	pedestal mount	181 \$	24 \$	28 \$	45 \$	60 \$
23850	chain mount, open bottom	165 \$	24 \$	28 \$	45 \$	60 \$
23855	chain mount, closed bottom	184 \$	24 \$	28 \$	45 \$	60 \$

NOTES

- 1) For multiple heads assemblies, see following page.
- 2) For replacement glass, please consult page 199,



HAVANA (38)

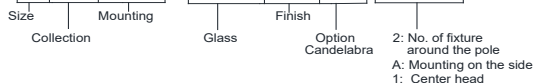
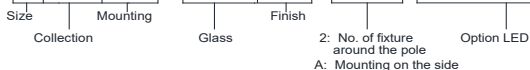
Medium series, multiple heads

Catalog number example

23824-CH01-2A-LD10C

or

23824-CH01C-2A1



Medium series

Base price adder

		PRICE FOR FINISHES	Glass	Finishes	Options	
2 HEADS 2A 2 HEADS + 1 2A1 3 HEADS 3A 3 HEADS + 1 3A1 89.1		01, 03, 06, 09, 10, 20, 21, 27, 29, 39, 40, 49, 50, 51, 52, 53, 54	AC, CH, CP, CS, DP, GC, MC, MW, MY, WP, WR	04, 05, 07, 08, 46, 47, 48	Candelabra	LED (3000K)
Model	Description	Glass: TF			C	LD10C
23821 2A	2 heads down open bottom @ 180°	451 \$	49 \$	57 \$	90 \$	119 \$
2A1	2 heads @ 180° + 1 center head	557 \$	75 \$	85 \$	135 \$	180 \$
3A	3 heads down open bottom @ 120°	583 \$	75 \$	85 \$	135 \$	180 \$
3A1	3 heads @ 120° + 1 center head	687 \$	99 \$	113 \$	180 \$	239 \$
23824 2A	2 heads up @ 180°	483 \$	49 \$	57 \$	90 \$	119 \$
2A1	2 heads @ 180° + 1 center head	606 \$	75 \$	85 \$	135 \$	180 \$
3A	3 heads up @ 120°	629 \$	75 \$	85 \$	135 \$	180 \$
3A1	3 heads @ 120° + 1 center head	751 \$	99 \$	113 \$	180 \$	239 \$
23825 2A	2 heads down closed bottom @ 180°	483 \$	49 \$	57 \$	90 \$	119 \$
2A1	2 heads @ 180° + 1 center head	606 \$	75 \$	85 \$	135 \$	180 \$
3A	3 heads down closed bottom @ 120°	629 \$	75 \$	85 \$	135 \$	180 \$
3A1	3 heads @ 120° + 1 center head	751 \$	99 \$	113 \$	180 \$	239 \$

NOTES

- 1) Other multiple heads assemblies are available. Please contact our customer service or your representative.
- 2) For replacement glass, please consult page 199,

HAVANA (38)

Large series

Catalog number example

33824-CH01-LD10C

Size: 33824, Collection: CH, Mounting: 01, Glass: LD, Finish: 10, Option LED: C

or 33824-CH01C

Size: 33824, Collection: CH, Mounting: 01, Glass: C, Finish: 01, Option Candelabra: C


Large series

Base price adder

Model	Description	PRICE FOR FINISHES	Glass	Finishes	Options	
		01, 03, 06, 09, 10, 20, 21, 27, 29, 39, 40, 49, 50, 51, 52, 53, 54	AC, CH, CP, CS, DP, GC, MC, MW, MY, WP, WR	04, 05, 07, 08, 46, 47, 48	Candelabra	LED (3000K)
		Glass: TF			C	LD10C LD20C
33821	downlight wall mount, open bottom	220 \$	29 \$	42 \$	45 \$	60 \$ 92 \$
33824	uplight wall mount	256 \$	29 \$	42 \$	45 \$	60 \$ 92 \$
33825	downlight wall mount, closed bottom	256 \$	29 \$	42 \$	45 \$	60 \$ 92 \$
33830	post mount	220 \$	29 \$	42 \$	45 \$	60 \$ 92 \$
33835	3" square post mount	220 \$	29 \$	42 \$	45 \$	60 \$ 92 \$
33840	pedestal mount	247 \$	29 \$	42 \$	45 \$	60 \$ 92 \$
33850	chain mount, open bottom	237 \$	29 \$	42 \$	45 \$	60 \$ 92 \$
33855	chain mount, closed bottom	272 \$	29 \$	42 \$	45 \$	60 \$ 92 \$

NOTES

- 1) For multiple heads assemblies, see following page.
- 2) For replacement glass, please consult page 199,



33821 33824 33825 33830 33835 33840 33850

HAVANA (38)

Large series, multiple heads

Catalog number example

33824-CH01-2A-LD10C

Size: Collection Mounting: Glass: Finish: 2: No. of fixture around the pole Option LED: A: Mounting on the side

or

33824-CH01C-2A1

Size: Collection Mounting: Glass: Finish: Option Candelabra: 2: No. of fixture around the pole A: Mounting on the side 1: Center head

Large series

Base price adder

		PRICE FOR FINISHES	Glass	Finishes	Options		
					Candelabra	LED (3000K)	
Model	Description	Glass: TF	AC, CH, CP, CS, DP, GC, MC, MW, MY, WP, WR	04, 05, 07, 08, 46, 47, 48	C	LD10C	LD20C
		01, 03, 06, 09, 10, 20, 21, 27, 29, 39, 40, 49, 50, 51, 52, 53, 54					
33821	2A 2 heads down open bottom @ 180°	525 \$	59 \$	85 \$	90 \$	119 \$	185 \$
	2A1 2 heads @ 180° + 1 center head	740 \$	88 \$	127 \$	135 \$	180 \$	277 \$
	3A 3 heads down open bottom @ 120°	740 \$	88 \$	127 \$	135 \$	180 \$	277 \$
	3A1 3 heads @ 120° + 1 center head	956 \$	118 \$	169 \$	180 \$	239 \$	369 \$
33824	2A 2 heads up @ 180°	595 \$	59 \$	85 \$	90 \$	119 \$	185 \$
	2A1 2 heads @ 180° + 1 center head	809 \$	88 \$	127 \$	135 \$	180 \$	277 \$
	3A 3 heads up @ 120°	845 \$	88 \$	127 \$	135 \$	180 \$	277 \$
	3A1 3 heads @ 120° + 1 center head	1,059 \$	118 \$	169 \$	180 \$	239 \$	369 \$
33825	2A 2 heads down closed bottom @ 180°	595 \$	59 \$	85 \$	90 \$	119 \$	185 \$
	2A1 2 heads @ 180° + 1 center head	809 \$	88 \$	127 \$	135 \$	180 \$	277 \$
	3A 3 heads down closed bottom @ 120°	845 \$	88 \$	127 \$	135 \$	180 \$	277 \$
	3A1 3 heads @ 120° + 1 center head	1,059 \$	118 \$	169 \$	180 \$	239 \$	369 \$

NOTES

- 1) Other multiple heads assemblies are available. Please contact our customer service or your representative.
- 2) For replacement glass, please consult page 199,

39 SERIES

Small and medium series

Catalog number example

13921-NG01-LD10C

Size: 13921, Mounting: NG, No glass: 01, Finish: LD, Option LED: 10C

Small series 139 / Medium series 239

Base price adder

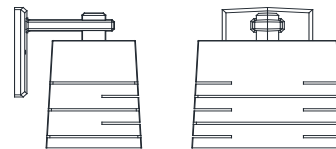
Model	Description	PRICE FOR FINISHES	Finishes	Options
		No glass: NG	04, 05, 07, 08, 46, 47, 48	
13921	LD7C downlight wall mount, open bottom	110 \$	18 \$	
13921	LD10C downlight wall mount, open bottom	134 \$	18 \$	
13921	LD20C downlight wall mount, open bottom	159 \$	18 \$	
23921	LD7C downlight wall mount, open bottom	123 \$	28 \$	
23921	LD10C downlight wall mount, open bottom	149 \$	28 \$	
23921	LD20C downlight wall mount, open bottom	173 \$	28 \$	

NOTES

1) Model without glass, in LED only



13921



23921

CASABLANCA

Catalog number example

24026-WR01-LD20C

Size Mounting Glass Finish Option LED
 Collection

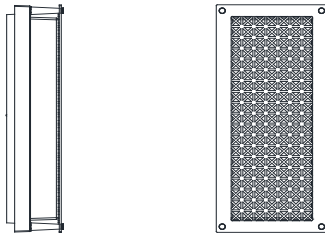
Medium series

Base price adder

		PRICE FOR FINISHES	Finishes	Options
		01, 03, 06, 09, 10, 20, 21, 27, 29, 39, 40, 49, 50, 51, 52, 53, 54	04, 05, 07, 08, 46, 47, 48	
Model	Description	Glass: WR		
24026	LD20C wall light, openwork grille	146.25 \$	28 \$	

NOTES

1) 20 watts LED only



24026

MUNICH (42)

Small series

Catalog number example

14224-CS01-LD10C

Size Collection Mounting Glass Finish Option LED

or

14224-CS01C

Size Collection Mounting Glass Finish Option Candelabra

Small series

Base price adder

Model	Description	PRICE FOR FINISHES	Glass	Finishes	Options
		01, 03, 06, 09, 10, 20, 21, 27, 29, 39, 40, 49, 50, 51, 52, 53, 54	CF	04, 05, 07, 08, 46, 47, 48	LED (3000K) LD10C
14224	uplight wall mount	158 \$	29 \$	18 \$	60 \$
14225	downlight wall mount, closed bottom	158 \$	29 \$	18 \$	60 \$
14230	post mount	154 \$	29 \$	18 \$	60 \$
14240	pedestal mount	206 \$	29 \$	18 \$	60 \$
14255	chain mount, closed bottom	164 \$	29 \$	18 \$	60 \$
14283	downlight wall mount, closed bottom	176 \$	29 \$	18 \$	60 \$
14287	uplight wall mount	176 \$	29 \$	18 \$	60 \$

NOTES

- 1) For multiple heads assemblies, see following page.
- 2) For replacement glass, please consult page 199,



14224



14225



14230



14240



14255



14283



14287

MUNICH (42)

Small series, multiple heads

Catalog number example

14224-CS01-2A-LD10C

Size: 14224, Collection: CS, Mounting: 01, Glass: 2A, Finish: LD, Option LED: 10C
 2: No. of fixture around the pole
 A: Mounting on the side

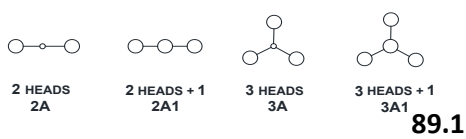
or

14224-CS01C-2A1

Size: 14224, Collection: CS, Mounting: 01, Glass: C, Finish: 2A, Option Candelabra: 1
 2: No. of fixture around the pole
 A: Mounting on the side
 1: Center head

Small series

Base price adder

		PRICE FOR FINISHES	Glass	Finishes	Options
		01, 03, 06, 09, 10, 20, 21, 27, 29, 39, 40, 49, 50, 51, 52, 53, 54		04, 05, 07, 08, 46, 47, 48	LED (3000K)
Model	Description	Glass: CS	CF		LD10C
14224 2A	2 heads up @ 180°	466 \$	59 \$	36 \$	119 \$
2A1	2 heads @ 180° + 1 center head	587 \$	88 \$	54 \$	180 \$
3A	3 heads up @ 120°	603 \$	88 \$	54 \$	180 \$
3A1	3 heads @ 120° + 1 center head	736 \$	118 \$	71 \$	239 \$
14225 2A	2 heads down closed bottom @ 180°	466 \$	59 \$	36 \$	119 \$
2A1	2 heads @ 180° + 1 center head	587 \$	88 \$	54 \$	180 \$
3A	3 heads down closed bottom @ 120°	603 \$	88 \$	54 \$	180 \$
3A1	3 heads @ 120° + 1 center head	736 \$	118 \$	71 \$	239 \$
14283 2A	2 heads down closed bottom @ 180°	507 \$	59 \$	36 \$	119 \$
2A1	2 heads @ 180° + 1 center head	661 \$	88 \$	54 \$	180 \$
3A	3 heads down closed bottom @ 120°	680 \$	88 \$	54 \$	180 \$
3A1	3 heads @ 120° + 1 center head	829 \$	118 \$	71 \$	239 \$
14287 2A	2 heads up @ 180°	507 \$	59 \$	36 \$	119 \$
2A1	2 heads @ 180° + 1 center head	661 \$	88 \$	54 \$	180 \$
3A	3 heads up @ 120°	680 \$	88 \$	54 \$	180 \$
3A1	3 heads @ 120° + 1 center head	829 \$	118 \$	71 \$	239 \$

NOTES

- 1) Other multiple heads assemblies are available. Please contact our customer service or your representative.
- 2) For replacement glass, please consult page 199,

MUNICH (42)

Medium series

Catalog number example

24224-CS01-LD10C

Size: Collection Mounting: Glass: Finish: Option LED

or 24224-CS01C

Size: Collection Mounting: Glass: Finish: Option Candelabra

Medium series

Base price adder

Model	Description	PRICE FOR FINISHES	Glass	Finishes	Options
		01, 03, 06, 09, 10, 20, 21, 27, 29, 39, 40, 49, 50, 51, 52, 53, 54		04, 05, 07, 08, 46, 47, 48	LED (3000K)
		Glass: CS	CF		LD10C
24224	uplight wall mount	269 \$	29 \$	28 \$	60 \$
24225	downlight wall mount, closed bottom	269 \$	29 \$	28 \$	60 \$
24230	post mount	218 \$	29 \$	28 \$	60 \$
24240	pedestal mount	269 \$	29 \$	28 \$	60 \$
24255	chain mount, closed bottom	238 \$	29 \$	28 \$	60 \$
24283	downlight wall mount, closed bottom	353 \$	29 \$	28 \$	60 \$
24287	uplight wall mount	353 \$	29 \$	28 \$	60 \$

NOTES

- 1) For multiple heads assemblies, see following page.
- 2) For replacement glass, please consult page 199,



24224



24225



24230



24240



24255



24283



24287

MUNICH (42)

Medium series, multiple heads

Catalog number example

24224-CS01-2A-LD10C

Size: 24224, Collection: CS, Mounting: 01, Glass: 2A, Finish: LD10C, Option LED: 10C

2: No. of fixture around the pole
A: Mounting on the side





24224-CS01C-2A1

Size: 24224, Collection: CS, Mounting: 01C, Glass: 2A, Finish: 1, Option Candelabra: 1C

2: No. of fixture around the pole
A: Mounting on the side
1: Center head

Medium series

Base price adder

		PRICE FOR FINISHES	Glass	Finishes	Options
 2 HEADS 2A		01, 03, 06, 09, 10, 20, 21, 27, 29, 39, 40, 49, 50, 51, 52, 53, 54		04, 05, 07, 08, 46, 47, 48	LED (3000K)
 2 HEADS + 1 2A1					LD10C
 3 HEADS 3A		Glass: CS	CF		
 3 HEADS + 1 3A1					
Model	Description				
24224 2A	2 heads up @ 180°	646 \$	59 \$	57 \$	119 \$
2A1	2 heads @ 180° + 1 center head	856 \$	88 \$	85 \$	180 \$
3A	3 heads up @ 120°	905 \$	88 \$	85 \$	180 \$
3A1	3 heads @ 120° + 1 center head	1,114 \$	118 \$	113 \$	239 \$
24225 2A	2 heads down closed bottom @ 180°	646 \$	59 \$	57 \$	119 \$
2A1	2 heads @ 180° + 1 center head	856 \$	88 \$	85 \$	180 \$
3A	3 heads down closed bottom @ 120°	905 \$	88 \$	85 \$	180 \$
3A1	3 heads @ 120° + 1 center head	1,114 \$	118 \$	113 \$	239 \$
24283 2A	2 heads down closed bottom @ 180°	845 \$	59 \$	57 \$	119 \$
2A1	2 heads @ 180° + 1 center head	1,055 \$	88 \$	85 \$	180 \$
3A	3 heads down closed bottom @ 120°	1,188 \$	88 \$	85 \$	180 \$
3A1	3 heads @ 120° + 1 center head	1,397 \$	118 \$	113 \$	239 \$
24287 2A	2 heads up @ 180°	845 \$	59 \$	57 \$	119 \$
2A1	2 heads @ 180° + 1 center head	1,055 \$	88 \$	85 \$	180 \$
3A	3 heads up @ 120°	1,188 \$	88 \$	85 \$	180 \$
3A1	3 heads @ 120° + 1 center head	1,397 \$	118 \$	113 \$	239 \$

NOTES

- 1) Other multiple heads assemblies are available. Please contact our customer service or your representative.
- 2) For replacement glass, please consult page 199,

MUNICH (42)

Large series

Catalog number example

34224-CS01-LD10C

Size | Mounting | Glass | Finish | Option LED
Collection

or

34224-CS01C

Size | Mounting | Glass | Finish | Option Candelabra
Collection

Large series

Base price adder

Model	Description	PRICE FOR FINISHES	Glass	Finishes	Options	
		01, 03, 06, 09, 10, 20, 21, 27, 29, 39, 40, 49, 50, 51, 52, 53, 54	CF	04, 05, 07, 08, 46, 47, 48	LED (3000K)	
					LD10C	LD20C
34224	uplight wall mount	367 \$	29 \$	42 \$	60 \$	92 \$
34225	downlight wall mount, closed bottom	367 \$	29 \$	42 \$	60 \$	92 \$
34230	post mount	258 \$	29 \$	42 \$	60 \$	92 \$
34240	pedestal mount	313 \$	29 \$	42 \$	60 \$	92 \$
34255	chain mount, closed bottom	279 \$	29 \$	42 \$	60 \$	92 \$
34283	downlight wall mount, closed bottom	428 \$	29 \$	42 \$	60 \$	92 \$
34287	uplight wall mount	428 \$	29 \$	42 \$	60 \$	92 \$

NOTES

- 1) For multiple heads assemblies, see following page.
- 2) For replacement glass, please consult page 199,



34224



34225



34230



34240



34255



34283



34287

MUNICH (42)

Large series, multiple heads

Catalog number example

34224-CS01-2A-LD10C

Size: Collection, Mounting, Glass, Finish, 2: No. of fixture around the pole, Option LED, A: Mounting on the side

or

34224-CS01C-2A1

Size: Collection, Mounting, Glass, Finish, Option Gandelabra, 2: No. of fixture around the pole, A: Mounting on the side, 1: Center head

Large series

Base price adder

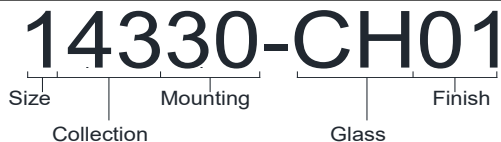
Model	Description	PRICE FOR FINISHES	Glass	Finishes	Options	
					LED (3000K)	
		01, 03, 06, 09, 10, 20, 21, 27, 29, 39, 40, 49, 50, 51, 52, 53, 54	CF	04, 05, 07, 08, 46, 47, 48	LD10C	LD20C
34224	2A	822 \$	59 \$	85 \$	119 \$	185 \$
	2A1	1,067 \$	88 \$	127 \$	180 \$	277 \$
	3A	1,175 \$	88 \$	127 \$	180 \$	277 \$
	3A1	1,419 \$	118 \$	169 \$	239 \$	369 \$
34225	2A	822 \$	59 \$	85 \$	119 \$	185 \$
	2A1	1,067 \$	88 \$	127 \$	180 \$	277 \$
	3A	1,175 \$	88 \$	127 \$	180 \$	277 \$
	3A1	1,419 \$	118 \$	169 \$	239 \$	369 \$
34283	2A	981 \$	59 \$	85 \$	119 \$	185 \$
	2A1	1,227 \$	88 \$	127 \$	180 \$	277 \$
	3A	1,392 \$	88 \$	127 \$	180 \$	277 \$
	3A1	1,636 \$	118 \$	169 \$	239 \$	369 \$
34287	2A	981 \$	59 \$	85 \$	119 \$	185 \$
	2A1	1,227 \$	88 \$	127 \$	180 \$	277 \$
	3A	1,392 \$	88 \$	127 \$	180 \$	277 \$
	3A1	1,636 \$	118 \$	169 \$	239 \$	369 \$

NOTES

- 1) Other multiple heads assemblies are available. Please contact our customer service or your representative.
- 2) For replacement glass, please consult page 199,

MONTEBELLO (43) Small series

Catalog number example



Small series

Base price adder

Model	Description	PRICE FOR FINISHES	Glass		Finishes	Options
		Glass: CH or CP	MC, MW, MY,	WP,WR	04, 05, 07, 08, 46, 47, 48	
		01, 03, 06, 09, 10, 20, 21, 27, 29, 39, 40, 49, 50, 51, 52, 53, 54		AC,CS, DP,GC,		
14327	downlight wall mount, open bottom	104 \$	18 \$	24 \$	18 \$	
14330	post mount	131 \$	18 \$	24 \$	18 \$	
14335	3" square post mount	131 \$	18 \$	24 \$	18 \$	
14340	pedestal mount	161 \$	18 \$	24 \$	18 \$	
14350	chain mount, open bottom	139 \$	18 \$	24 \$	18 \$	

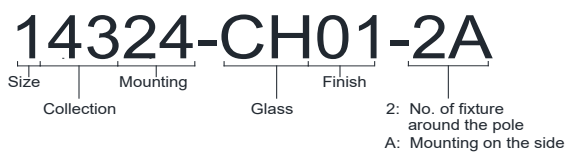
NOTES

1) For multiple heads assemblies, please see below



MONTEBELLO (43) Small series, multiple heads

Catalog number example



Small series

Base price adder

Model	Description	PRICE FOR FINISHES	Glass		Finishes	Options
		Glass: CH or CP	MC, MW, MY,	WP,WR	04, 05, 07, 08, 46, 47, 48	
		01, 03, 06, 09, 10, 20, 21, 27, 29, 39, 40, 49, 50, 51, 52, 53, 54		AC,CS, DP,GC,		
14324 2A	2 heads up @ 180°	404 \$	36 \$	49 \$	36 \$	
3A	3 heads up @ 120°	535 \$	54 \$	75 \$	54 \$	

NOTES

1) Other multiple heads assemblies are available. Please contact our customer service or your representative.
 2) For replacement glass, please consult page 199,

MONTEBELLO (43)

Medium series

Catalog number example

24330-CH01-LD10C

Size: 24330, Mounting: CH, Glass: 01, Finish: LD, Option LED: C
Collection: CH, Glass: 01, Option LED: C

or **24330-CH01C**

Size: 24330, Mounting: CH, Glass: 01, Finish: C, Option Candelabra
Collection: CH, Glass: 01, Option Candelabra: C

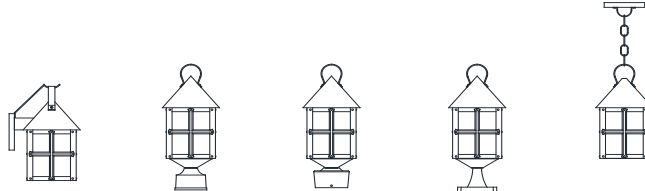
Medium series

Base price adder

Model	Description	PRICE FOR FINISHES	Glass		Finishes	Options	
		01, 03, 06, 09, 10, 20, 21, 27, 29, 39, 40, 49, 50, 51, 52, 53, 54	MC, MW, MY,	AC,CS, DP,GC, WP,WR	04, 05, 07, 08, 46, 47, 48	Candelabra C	LED (3000K) LD10C
24327	downlight wall mount, open bottom	131 \$	22 \$	24 \$	28 \$	n/a	60 \$
24330	post mount	157 \$	22 \$	24 \$	28 \$	45 \$	60 \$
24335	3" square post mount	157 \$	22 \$	24 \$	28 \$	45 \$	60 \$
24340	pedestal mount	185 \$	22 \$	24 \$	28 \$	45 \$	60 \$
24350	chain mount, open bottom	164 \$	22 \$	24 \$	28 \$	n/a	60 \$

NOTES

1) For multiple heads assemblies, please see below



24327 24330 24335 24340 24350

MONTEBELLO (43)

Medium series, multiple heads

Catalog number example

24324-CH01-2A-LD10C

Size: 24324, Mounting: CH, Glass: 01, Finish: LD, Option LED: C
Collection: CH, Glass: 01, Option LED: C
2: No. of fixture around the pole
A: Mounting on the side

Medium series

Base price adder

Model	Description	PRICE FOR FINISHES	Glass		Finishes	Options	
		01, 03, 06, 09, 10, 20, 21, 27, 29, 39, 40, 49, 50, 51, 52, 53, 54	MC, MW, MY,	AC,CS, DP,GC, WP,WR	04, 05, 07, 08, 46, 47, 48	Candelabra C	LED (3000K) LD10C
24324 2A	2 heads up @ 180°	469 \$	44 \$	49 \$	57 \$	90 \$	119 \$
24324 3A	3 heads up @ 120°	640 \$	67 \$	75 \$	85 \$	135 \$	180 \$

NOTES

1) Other multiple heads assemblies are available. Please contact our customer service or your representative.
2) For replacement glass, please consult page 199,

MONTEBELLO (43) Large series

Catalog number example

34330-CH01-LD10C or 34330-CH01C

Size: Collection Mounting Glass Finish Option LED
Size: Collection Mounting Glass Finish Option Candelabra

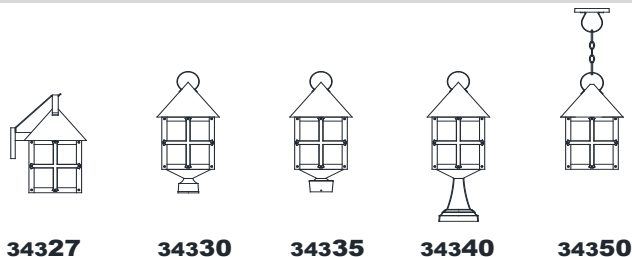
Large series

Base price adder

Model	Description	PRICE FOR FINISHES					
		Glass		Finishes	Options		
		MC, MW, MY,	WP,WR	04, 05, 07, 08, 46, 47, 48	Candelabra	LED (3000K)	
		Glass: CH or CP		C	LD10C	LD20C	
34327	downlight wall mount, open bottom	451 \$	29 \$	42 \$	n/a	60 \$	92 \$
34330	post mount	473 \$	29 \$	42 \$	45 \$	60 \$	92 \$
34335	3" square post mount	473 \$	29 \$	42 \$	45 \$	60 \$	92 \$
34340	pedestal mount	508 \$	29 \$	42 \$	45 \$	60 \$	92 \$
34350	chain mount, open bottom	506 \$	29 \$	42 \$	n/a	60 \$	92 \$

NOTES

1) For multiple heads assemblies, please see below



MONTEBELLO (43) Large series, multiple heads

Catalog number example

34324-CH01-2A-LD10C

Size: Collection Mounting Glass Finish Option LED
2: No. of fixture around the pole
A: Mounting on the side

Large series

Base price adder

Model	Description	PRICE FOR FINISHES					
		Glass		Finishes	Options		
		MC, MW, MY,	WP,WR	04, 05, 07, 08, 46, 47, 48	Candelabra	LED (3000K)	
		Glass: CH or CP		C	LD10C	LD20C	
34324 2A	2 heads up @ 180°	1,188 \$	59 \$	85 \$	90 \$	119 \$	185 \$
3A	3 heads up @ 120°	1,683 \$	88 \$	127 \$	135 \$	180 \$	277 \$

NOTES

1) Other multiple heads assemblies are available. Please contact our customer service or your representative.
 2) For replacement glass, please consult page 199,

DUBLIN (44)

Small series

Catalog number example

14424-CH01-LD10C

or

14424-CH01C

Size Mounting Glass Finish Option LED Size Mounting Glass Finish Option Candelabra

Small series

Base price adder

Model	Description	PRICE FOR FINISHES	Glass		Finishes	Options	
		01, 03, 06, 09, 10, 20, 21, 27, 29, 39, 40, 49, 50, 51, 52, 53, 54	AC, CP, CS, DP, GB, GC, MC, MW, MY, SB, WP, WR	TA, TB, TC, TD	04, 05, 07, 08, 46, 47, 48	Candelabra	LED (3000K)
		Glass: CB or CH				C	LD10C
14420	uplight wall mount, stem	163 \$	24 \$	134 \$	18 \$	45 \$	60 \$
14421	downlight wall mount, open bottom	153 \$	24 \$	134 \$	18 \$	45 \$	60 \$
14424	uplight wall mount	157 \$	24 \$	134 \$	18 \$	45 \$	60 \$
14430	post mount	131 \$	24 \$	134 \$	18 \$	45 \$	60 \$
14440	pedestal mount	194 \$	24 \$	134 \$	18 \$	45 \$	60 \$
14450	chain mount, open bottom	168 \$	24 \$	134 \$	18 \$	45 \$	60 \$

NOTES

- 1) For multiple heads assemblies, see following page.
- 2) For replacement glass, please consult page 199,



14420



14421



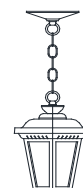
14424



14430



14440



14450

DUBLIN (44)

Small series, multiple heads

Catalog number example

14424-CH01-2A-LD10C

or





14424-CH01C-2A1

Size: Collection Mounting Glass Finish
 2: No. of fixture around the pole
 A: Mounting on the side
 Option LED

Size: Collection Mounting Glass Finish
 Option Candelabra
 2: No. of fixture around the pole
 A: Mounting on the side
 1: Center head

Small series

Base price adder

 2 HEADS 2A  2 HEADS + 1 2A1  3 HEADS 3A  3 HEADS + 1 3A1 Model 14420 2A 2 heads up, stem @ 180° 2A1 2 heads @ 180° + 1 center head 3A 3 heads up, stem @ 120° 3A1 3 heads @ 120° + 1 center head 14421 2A 2 heads down open bottom @ 180° 2A1 2 heads @ 180° + 1 center head 3A 3 heads down open bottom @ 120° 3A1 3 heads @ 120° + 1 center head 14424 2A 2 heads up @ 180° 2A1 2 heads @ 180° + 1 center head 3A 3 heads up @ 120° 3A1 3 heads @ 120° + 1 center head	PRICE FOR FINISHES	Glass		Finishes	Options	
	01, 03, 06, 09, 10, 20, 21, 27, 29, 39, 40, 49, 50, 51, 52, 53, 54	AC, CP, CS, DP, GB, GC, MC, MW, MY, SB, WP, WR	TA, TB, TC, TD	04, 05, 07, 08, 46, 47, 48	Candelabra C	LED (3000K) LD10C
	89.1	Glass: CB or CH				
	488 \$	49 \$	269 \$	36 \$	90 \$	119 \$
	599 \$	75 \$	403 \$	54 \$	135 \$	180 \$
	641 \$	75 \$	403 \$	54 \$	135 \$	180 \$
	743 \$	99 \$	538 \$	71 \$	180 \$	239 \$
	491 \$	49 \$	269 \$	36 \$	90 \$	119 \$
	599 \$	75 \$	403 \$	54 \$	135 \$	180 \$
	685 \$	75 \$	403 \$	54 \$	135 \$	180 \$
	792 \$	99 \$	538 \$	71 \$	180 \$	239 \$
	523 \$	49 \$	269 \$	36 \$	90 \$	119 \$
	599 \$	75 \$	403 \$	54 \$	135 \$	180 \$
	685 \$	75 \$	403 \$	54 \$	135 \$	180 \$
	792 \$	99 \$	538 \$	71 \$	180 \$	239 \$

NOTES

- 1) Other multiple heads assemblies are available. Please contact our customer service or your representative.
- 2) For replacement glass, please consult page 199,

DUBLIN (44)

Medium series

Catalog number example

24424-CH01-LD10C

Size: 24424, Mounting: CH, Glass: 01, Finish: LD, Option LED: 10C

or 24424-CH01C

Size: 24424, Mounting: CH, Glass: 01, Finish: C, Option Candelabra


Medium series

Base price adder


Model	Description	PRICE FOR FINISHES	Glass		Finishes	Options	
		01, 03, 06, 09, 10, 20, 21, 27, 29, 39, 40, 49, 50, 51, 52, 53, 54	AC, CP, CS, DP, GB, GC, MC, MW, MY, SB, WP, WR	TA, TB, TC, TD	04, 05, 07, 08, 46, 47, 48	Candelabra C	LED (3000K) LD10C
24420	uplight wall mount, stem	320 \$	24 \$	149 \$	28 \$	45 \$	60 \$
24421	downlight wall mount, open bottom	295 \$	24 \$	149 \$	28 \$	45 \$	60 \$
24424	uplight wall mount	299 \$	24 \$	149 \$	28 \$	45 \$	60 \$
24430	post mount	236 \$	24 \$	149 \$	28 \$	45 \$	60 \$
24440	pedestal mount	297 \$	24 \$	149 \$	28 \$	45 \$	60 \$
24450	chain mount, open bottom	255 \$	24 \$	149 \$	28 \$	45 \$	60 \$

NOTES

- 1) For multiple heads assemblies, see following page.
- 2) For replacement glass, please consult page 199,



24420



24421



24424



24430



24440



24450

DUBLIN (44)

Medium series, multiple heads

Catalog number example

24424-CH01-2A-LD10C

or

24424-CH01C-2A1

Size: 24424, Mounting: CH01, Glass: 2A, Finish: LD10C
 2: No. of fixture around the pole
 A: Mounting on the side
 Option LED

Size: 24424, Mounting: CH01C, Glass: 2A, Finish: LD10C
 2: No. of fixture around the pole
 A: Mounting on the side
 1: Center head
 Option Candelabra

Medium series

Base price adder

		PRICE FOR FINISHES	Glass		Finishes	Options	
		01, 03, 06, 09, 10, 20, 21, 27, 29, 39, 40, 49, 50, 51, 52, 53, 54	AC, CP, CS, DP, GB, GC, MC, MW, MY, SB, WP, WR	TA, TB, TC, TD	04, 05, 07, 08, 46, 47, 48	Candelabra	LED (3000K)
Model	Description					Glass: CB or CH	C
24420	2A 2 heads up, stem @ 180°	680 \$	49 \$	299 \$	57 \$	90 \$	119 \$
	2A1 2 heads @ 180° + 1 center head	879 \$	75 \$	448 \$	85 \$	135 \$	180 \$
	3A 3 heads up, stem @ 120°	953 \$	75 \$	448 \$	85 \$	135 \$	180 \$
	3A1 3 heads @ 120° + 1 center head	1,153 \$	99 \$	598 \$	113 \$	180 \$	239 \$
24421	2A 2 heads down open bottom @ 180°	636 \$	49 \$	299 \$	57 \$	90 \$	119 \$
	2A1 2 heads @ 180° + 1 center head	835 \$	75 \$	448 \$	85 \$	135 \$	180 \$
	3A 3 heads down open bottom @ 120°	901 \$	75 \$	448 \$	85 \$	135 \$	180 \$
	3A1 3 heads @ 120° + 1 center head	1,053 \$	99 \$	598 \$	113 \$	180 \$	239 \$
24424	2A 2 heads up @ 180°	662 \$	49 \$	299 \$	57 \$	90 \$	119 \$
	2A1 2 heads @ 180° + 1 center head	845 \$	75 \$	448 \$	85 \$	135 \$	180 \$
	3A 3 heads up @ 120°	909 \$	75 \$	448 \$	85 \$	135 \$	180 \$
	3A1 3 heads @ 120° + 1 center head	1,076 \$	99 \$	598 \$	113 \$	180 \$	239 \$

NOTES

- 1) Other multiple heads assemblies are available. Please contact our customer service or your representative.
- 2) For replacement glass, please consult page 199,

DUBLIN (44)

Large series

Catalog number example

34424-CH01-LD10C

Size: Collection Mounting: Glass Finish: Option LED

or

34424-CH01C

Size: Collection Mounting: Glass Finish: Option Candelabra

Large series

Base price adder


Model	Description	PRICE FOR FINISHES	Glass		Finishes	Options		
		01, 03, 06, 09, 10, 20, 21, 27, 29, 39, 40, 49, 50, 51, 52, 53, 54	AC, CP, CS, DP, GB, GC, MC, MW, MY, SB, WP, WR	TA, TB, TC, TD	04, 05, 07, 08, 46, 47, 48	Candelabra C	LED (3000K)	
							LD10C	LD20C
34420	uplight wall mount, stem	403 \$	29 \$	164 \$	42 \$	45 \$	60 \$	92 \$
34421	downlight wall mount, open bottom	381 \$	29 \$	164 \$	42 \$	45 \$	60 \$	92 \$
34424	uplight wall mount	389 \$	29 \$	164 \$	42 \$	45 \$	60 \$	92 \$
34430	post mount	277 \$	29 \$	164 \$	42 \$	45 \$	60 \$	92 \$
34440	pedestal mount	335 \$	29 \$	164 \$	42 \$	45 \$	60 \$	92 \$
34450	chain mount, open bottom	313 \$	29 \$	164 \$	42 \$	45 \$	60 \$	92 \$

NOTES

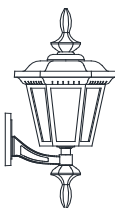
- 1) For multiple heads assemblies, see following page.
- 2) For replacement glass, please consult page 199,



34420



34421



34424



34430



34440



34450

DUBLIN (44)

Large series, multiple heads

Catalog number example

34424-CH01-2A-LD10C





Size: Collection, Mounting, Glass, Finish, 2: No. of fixture around the pole, Option LED, A: Mounting on the side

or **34424-CH01C-2A1**

Size: Collection, Mounting, Glass, Finish, Option Candelabra, 2: No. of fixture around the pole, A: Mounting on the side, 1: Center head

Large series

Base price adder

		PRICE FOR FINISHES	Glass		Finishes	Options	
		01, 03, 06, 09, 10, 20, 21, 27, 29, 39, 40, 49, 50, 51, 52, 53, 54	AC, CP, CS, DP, GB, GC, MC, MW, MY, SB, WP, WR	TA, TB, TC, TD	04, 05, 07, 08, 46, 47, 48	LED (3000K)	
						Glass: CB or CH	Candelabra
	2 HEADS 2A						
	2 HEADS + 1 2A1						
	3 HEADS 3A						
	3 HEADS + 1 3A1						
Model	Description						
34420 2A	2 heads up, stem @ 180°	838 \$	59 \$	328 \$	85 \$	90 \$	119 \$ 185 \$
2A1	2 heads @ 180° + 1 center head	1,048 \$	88 \$	492 \$	127 \$	135 \$	180 \$ 277 \$
3A	3 heads up, stem @ 120°	1,198 \$	88 \$	492 \$	127 \$	135 \$	180 \$ 277 \$
3A1	3 heads @ 120° + 1 center head	1,411 \$	118 \$	655 \$	169 \$	180 \$	239 \$ 369 \$
34421 2A	2 heads down open bottom @ 180°	838 \$	59 \$	328 \$	85 \$	90 \$	119 \$ 185 \$
2A1	2 heads @ 180° + 1 center head	1,048 \$	88 \$	492 \$	127 \$	135 \$	180 \$ 277 \$
3A	3 heads down open bottom @ 120°	1,198 \$	88 \$	492 \$	127 \$	135 \$	180 \$ 277 \$
3A1	3 heads @ 120° + 1 center head	1,411 \$	118 \$	655 \$	169 \$	180 \$	239 \$ 369 \$
34424 2A	2 heads up @ 180°	838 \$	59 \$	328 \$	85 \$	90 \$	119 \$ 185 \$
2A1	2 heads @ 180° + 1 center head	1,048 \$	88 \$	492 \$	127 \$	135 \$	180 \$ 277 \$
3A	3 heads up @ 120°	1,198 \$	88 \$	492 \$	127 \$	135 \$	180 \$ 277 \$
3A1	3 heads @ 120° + 1 center head	1,411 \$	118 \$	655 \$	169 \$	180 \$	239 \$ 369 \$

NOTES

- 1) Other multiple heads assemblies are available. Please contact our customer service or your representative.
- 2) For replacement glass, please consult page 199,

OXFORD (48)

Small series

Catalog number example

14821-CB01-LD10C
Size Mounting Glass Finish Option LED
Collection

14821-SB09C
Size Mounting Glass Finish Option Candelabra
Collection


Small series

Base price adder

Model	Description	PRICE FOR FINISHES	Glass		Finishes	Options	
		01, 03, 06, 09, 10, 20, 21, 27, 29, 39, 40, 49, 50, 51, 52, 53, 54	AC, CP, CS, DP, GB, GC, MC, MW, MY, SB,	TA, TB, TC, TD	04, 05, 07, 08, 46, 47, 48	Candelabra	LED (3000K)
			Glass: CB or CH			WP, WR	C
14820	uplight wall mount	145 \$	24 \$	134 \$	18 \$	45 \$	60 \$
14821	downlight wall mount, open bottom	134 \$	24 \$	134 \$	18 \$	45 \$	60 \$
14822	uplight wall mount	154 \$	24 \$	134 \$	18 \$	45 \$	60 \$
14824	uplight wall mount	137 \$	24 \$	134 \$	18 \$	45 \$	60 \$
14825	downlight wall mount, closed bottom	137 \$	24 \$	134 \$	18 \$	45 \$	60 \$
14830	post mount	135 \$	24 \$	134 \$	18 \$	45 \$	60 \$
14840	pedestal mount	185 \$	24 \$	134 \$	18 \$	45 \$	60 \$
14850	chain mount, open bottom	152 \$	24 \$	134 \$	18 \$	45 \$	60 \$
14855	chain mount, closed bottom	157 \$	24 \$	134 \$	18 \$	45 \$	60 \$
14893	downlight wall mount, open bottom	241 \$	24 \$	134 \$	18 \$	45 \$	60 \$
14898	downlight wall mount, closed bottom	246 \$	24 \$	134 \$	18 \$	45 \$	60 \$

NOTES

- 1) For multiple heads assemblies, see following page.
- 2) For replacement glass, please consult page 199,




14820 14821 14822 14824 14825 14830 14840 14850 14855 14893 14898

OXFORD (48)

Small series, multiple heads

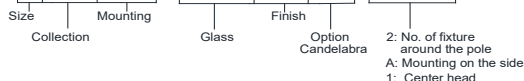
Catalog number example

14821-CB01-2A-LD10C



or

14893-SB09C-2A1



Small series

Base price adder

Model		Description	PRICE FOR FINISHES	Glass		Finishes	Options	
				Glass: CB or CH	WP, WR		TA, TB, TC, TD	Candelabra
			01, 03, 06, 09, 10, 20, 21, 27, 29, 39, 40, 49, 50, 51, 52, 53, 54	AC, CP, CS, DP, GB, GC, MC, MW, MY, SB, WP, WR	TA, TB, TC, TD	04, 05, 07, 08, 46, 47, 48	Candelabra	LED (3000K)
							C	LD10C
14820	2A	2 heads up @ 180°	439 \$	49 \$	269 \$	36 \$	90 \$	119 \$
	2A1	2 heads @ 180° + 1 center head	515 \$	75 \$	403 \$	54 \$	135 \$	180 \$
	3A	3 heads up @ 120°	612 \$	75 \$	403 \$	54 \$	135 \$	180 \$
	3A1	3 heads @ 120° + 1 center head	678 \$	99 \$	538 \$	71 \$	180 \$	239 \$
14821	2A	2 heads down open bottom @ 180°	424 \$	49 \$	269 \$	36 \$	90 \$	119 \$
	2A1	2 heads @ 180° + 1 center head	515 \$	75 \$	403 \$	54 \$	135 \$	180 \$
	3A	3 heads down open bottom @ 120°	591 \$	75 \$	403 \$	54 \$	135 \$	180 \$
	3A1	3 heads @ 120° + 1 center head	678 \$	99 \$	538 \$	71 \$	180 \$	239 \$
14822	2A	2 heads up @ 180°	423 \$	49 \$	269 \$	36 \$	90 \$	119 \$
	2A1	2 heads @ 180° + 1 center head	544 \$	75 \$	403 \$	54 \$	135 \$	180 \$
	3A	3 heads up @ 120°	588 \$	75 \$	403 \$	54 \$	135 \$	180 \$
	3A1	3 heads @ 120° + 1 center head	699 \$	99 \$	538 \$	71 \$	180 \$	239 \$
14824	2A	2 heads up @ 180°	422 \$	49 \$	269 \$	36 \$	90 \$	119 \$
	2A1	2 heads @ 180° + 1 center head	515 \$	75 \$	403 \$	54 \$	135 \$	180 \$
	3A	3 heads up @ 120°	588 \$	75 \$	403 \$	54 \$	135 \$	180 \$
	3A1	3 heads @ 120° + 1 center head	678 \$	99 \$	538 \$	71 \$	180 \$	239 \$
14825	2A	2 heads down closed bottom @ 180°	422 \$	49 \$	269 \$	36 \$	90 \$	119 \$
	2A1	2 heads @ 180° + 1 center head	515 \$	75 \$	403 \$	54 \$	135 \$	180 \$
	3A	3 heads down closed bottom @ 120°	588 \$	75 \$	403 \$	54 \$	135 \$	180 \$
	3A1	3 heads @ 120° + 1 center head	678 \$	99 \$	538 \$	71 \$	180 \$	239 \$
14893	2A	2 heads down open bottom @ 180°	622 \$	49 \$	269 \$	36 \$	90 \$	119 \$
	2A1	2 heads @ 180° + 1 center head	755 \$	75 \$	403 \$	54 \$	135 \$	180 \$
	3A	3 heads down open bottom @ 120°	856 \$	75 \$	403 \$	54 \$	135 \$	180 \$
	3A1	3 heads @ 120° + 1 center head	992 \$	99 \$	538 \$	71 \$	180 \$	239 \$
14898	2A	2 heads down closed bottom @ 180°	631 \$	49 \$	269 \$	36 \$	90 \$	119 \$
	2A1	2 heads @ 180° + 1 center head	760 \$	75 \$	403 \$	54 \$	135 \$	180 \$
	3A	3 heads down closed bottom @ 120°	868 \$	75 \$	403 \$	54 \$	135 \$	180 \$
	3A1	3 heads @ 120° + 1 center head	1,004 \$	99 \$	538 \$	71 \$	180 \$	239 \$

NOTES

- 1) Other multiple heads assemblies are available. Please contact our customer service or your representative.
- 2) For replacement glass, please consult page 199,

OXFORD (48)

Medium series

Catalog number example

24821-CB01-LD10C

Size: 24, 28, 32, 36, 40, 44, 48
 Collection: CB, MC, MW, WP, WR
 Mounting: 01, 02, 03, 04, 05, 06, 07, 08, 09, 10, 11, 12, 13, 14, 15, 16, 17, 18, 19, 20, 21, 22, 23, 24, 25, 26, 27, 28, 29, 30, 31, 32, 33, 34, 35, 36, 37, 38, 39, 40, 41, 42, 43, 44, 45, 46, 47, 48
 Glass: 01, 02, 03, 04, 05, 06, 07, 08, 09, 10, 11, 12, 13, 14, 15, 16, 17, 18, 19, 20, 21, 22, 23, 24, 25, 26, 27, 28, 29, 30, 31, 32, 33, 34, 35, 36, 37, 38, 39, 40, 41, 42, 43, 44, 45, 46, 47, 48
 Finish: LD, LC, LE, LF, LG, LH, LI, LJ, LK, LL, LM, LN, LO, LP, LQ, LR, LS, LT, LU, LV, LW, LX, LY, LZ, MA, MB, MC, MD, ME, MF, MG, MH, MI, MJ, MK, ML, MN, MO, MP, MQ, MR, MS, MT, MU, MV, MW, MX, MY, MZ, NA, NB, NC, ND, NE, NF, NG, NH, NI, NJ, NK, NL, NM, NO, NP, NQ, NR, NS, NT, NU, NV, NW, NX, NY, NZ, OA, OB, OC, OD, OE, OF, OG, OH, OI, OJ, OK, OL, OM, ON, OP, OQ, OR, OS, OT, OU, OV, OW, OX, OY, OZ, PA, PB, PC, PD, PE, PF, PG, PH, PI, PJ, PK, PL, PM, PN, PO, PP, PQ, PR, PS, PT, PU, PV, PW, PX, PY, PZ, QA, QB, QC, QD, QE, QF, QG, QH, QI, QJ, QK, QL, QM, QN, QO, QP, QQ, QR, QS, QT, QU, QV, QW, QX, QY, QZ, RA, RB, RC, RD, RE, RF, RG, RH, RI, RJ, RK, RL, RM, RN, RO, RP, RQ, RR, RS, RT, RU, RV, RW, RX, RY, RZ, SA, SB, SC, SD, SE, SF, SG, SH, SI, SJ, SK, SL, SM, SN, SO, SP, SQ, SR, SS, ST, SU, SV, SW, SX, SY, SZ, TA, TB, TC, TD, TE, TF, TG, TH, TI, TJ, TK, TL, TM, TN, TO, TP, TQ, TR, TS, TT, TU, TV, TW, TX, TY, TZ, UA, UB, UC, UD, UE, UF, UG, UH, UI, UJ, UK, UL, UM, UN, UO, UP, UQ, UR, US, UT, UV, UW, UX, UY, UZ, VA, VB, VC, VD, VE, VF, VG, VH, VI, VJ, VK, VL, VM, VN, VO, VP, VQ, VR, VS, VT, VU, VV, VW, VX, VY, VZ, WA, WB, WC, WD, WE, WF, WG, WH, WI, WJ, WK, WL, WM, WN, WO, WP, WQ, WR, WS, WT, WU, WV, WW, WX, WY, WZ, XA, XB, XC, XD, XE, XF, XG, XH, XI, XJ, XK, XL, XM, XN, XO, XP, XQ, XR, XS, XT, XU, XV, XW, XX, XY, XZ, YA, YB, YC, YD, YE, YF, YG, YH, YI, YJ, YK, YL, YM, YN, YO, YP, YQ, YR, YS, YT, YU, YV, YW, YX, YY, YZ, ZA, ZB, ZC, ZD, ZE, ZF, ZG, ZH, ZI, ZJ, ZK, ZL, ZM, ZN, ZO, ZP, ZQ, ZR, ZS, ZT, ZU, ZV, ZW, ZX, ZY, ZZ

or

24821-SB09C

Size: 24, 28, 32, 36, 40, 44, 48
 Collection: SB, SC, SD, SE, SF, SG, SH, SI, SJ, SK, SL, SM, SN, SO, SP, SQ, SR, SS, ST, SU, SV, SW, SX, SY, SZ, TA, TB, TC, TD, TE, TF, TG, TH, TI, TJ, TK, TL, TM, TN, TO, TP, TQ, TR, TS, TT, TU, TV, TW, TX, TY, TZ, UA, UB, UC, UD, UE, UF, UG, UH, UI, UJ, UK, UL, UM, UN, UO, UP, UQ, UR, US, UT, UV, UW, UX, UY, UZ, VA, VB, VC, VD, VE, VF, VG, VH, VI, VJ, VK, VL, VM, VN, VO, VP, VQ, VR, VS, VT, VU, VV, VW, VX, VY, VZ, WA, WB, WC, WD, WE, WF, WG, WH, WI, WJ, WK, WL, WM, WN, WO, WP, WQ, WR, WS, WT, WU, WV, WW, WX, WY, WZ, XA, XB, XC, XD, XE, XF, XG, XH, XI, XJ, XK, XL, XM, XN, XO, XP, XQ, XR, XS, XT, XU, XV, XW, XX, XY, XZ, YA, YB, YC, YD, YE, YF, YG, YH, YI, YJ, YK, YL, YM, YN, YO, YP, YQ, YR, YS, YT, YU, YV, YW, YX, YY, YZ, ZA, ZB, ZC, ZD, ZE, ZF, ZG, ZH, ZI, ZJ, ZK, ZL, ZM, ZN, ZO, ZP, ZQ, ZR, ZS, ZT, ZU, ZV, ZW, ZX, ZY, ZZ


Medium series

Base price adder

Model	Description	PRICE FOR FINISHES	Glass		Finishes	Options	
		01, 03, 06, 09, 10, 20, 21, 27, 29, 39, 40, 49, 50, 51, 52, 53, 54	AC, CP, CS, DP, GB, GC, MC, MW, MY, SB, WP, WR	TA, TB, TC, TD	04, 05, 07, 08, 46, 47, 48	Candelabra	LED (3000K)
		Glass: CB or CH				C	LD10C
24820	uplight wall mount	273 \$	24 \$	149 \$	28 \$	45 \$	60 \$
24821	downlight wall mount, open bottom	252 \$	24 \$	149 \$	28 \$	45 \$	60 \$
24822	uplight wall mount	280 \$	24 \$	149 \$	28 \$	45 \$	60 \$
24824	uplight wall mount	256 \$	24 \$	149 \$	28 \$	45 \$	60 \$
24825	downlight wall mount, closed bottom	256 \$	24 \$	149 \$	28 \$	45 \$	60 \$
24830	post mount	203 \$	24 \$	149 \$	28 \$	45 \$	60 \$
24840	pedestal mount	253 \$	24 \$	149 \$	28 \$	45 \$	60 \$
24850	chain mount, open bottom	220 \$	24 \$	149 \$	28 \$	45 \$	60 \$
24855	chain mount, closed bottom	234 \$	24 \$	149 \$	28 \$	45 \$	60 \$
24893	downlight wall mount, open bottom	398 \$	24 \$	149 \$	28 \$	45 \$	60 \$
24898	downlight wall mount, closed bottom	407 \$	24 \$	149 \$	28 \$	45 \$	60 \$

NOTES

- 1) For multiple heads assemblies, see following page.
- 2) For replacement glass, please consult page 199,



24820 24821 24822 24824 24825 24830 24840 24850 24855 24893 24898

OXFORD (48)

Medium series, multiple heads

Catalog number example

24821-CB01-2A-LD10C

Size: 24821, Collection: CB, Mounting: 01, Glass: 2A, Finish: LD, Option LED: 10C
 2: No. of fixture around the pole
 A: Mounting on the side

or

24893-SB09C-2A1

Size: 24893, Collection: SB, Mounting: 09, Glass: C, Finish: 2A, Option Candelabra: 1
 2: No. of fixture around the pole
 A: Mounting on the side
 1: Center head

Medium series

Base price adder

Model	Description	PRICE FOR FINISHES	Glass		Finishes	Options		
			Glass: CB or CH	WP, WR		TA, TB, TC, TD	Candelabra	LED (3000K)
		01, 03, 06, 09, 10, 20, 21, 27, 29, 39, 40, 49, 50, 51, 52, 53, 54		AC, CP, CS, DP, GB, GC, MC, MW, MY, SB,	04, 05, 07, 08, 46, 47, 48	Candelabra	LED (3000K)	
				TA, TB, TC, TD		C	LD10C	
24820 2A	2 heads up @ 180°	651 \$		49 \$	299 \$	57 \$	90 \$	119 \$
2A1	2 heads @ 180° + 1 center head	846 \$		75 \$	448 \$	85 \$	135 \$	180 \$
3A	3 heads up @ 120°	917 \$		75 \$	448 \$	85 \$	135 \$	180 \$
3A1	3 heads @ 120° + 1 center head	1,107 \$		99 \$	598 \$	113 \$	180 \$	239 \$
24821 2A	2 heads down open bottom @ 180°	608 \$		49 \$	299 \$	57 \$	90 \$	119 \$
2A1	2 heads @ 180° + 1 center head	801 \$		75 \$	448 \$	85 \$	135 \$	180 \$
3A	3 heads down open bottom @ 120°	852 \$		75 \$	448 \$	85 \$	135 \$	180 \$
3A1	3 heads @ 120° + 1 center head	1,043 \$		99 \$	598 \$	113 \$	180 \$	239 \$
24822 2A	2 heads up @ 180°	662 \$		49 \$	299 \$	57 \$	90 \$	119 \$
2A1	2 heads @ 180° + 1 center head	855 \$		75 \$	448 \$	85 \$	135 \$	180 \$
3A	3 heads up @ 120°	928 \$		75 \$	448 \$	85 \$	135 \$	180 \$
3A1	3 heads @ 120° + 1 center head	1,124 \$		99 \$	598 \$	113 \$	180 \$	239 \$
24824 2A	2 heads up @ 180°	620 \$		49 \$	299 \$	57 \$	90 \$	119 \$
2A1	2 heads @ 180° + 1 center head	813 \$		75 \$	448 \$	85 \$	135 \$	180 \$
3A	3 heads up @ 120°	863 \$		75 \$	448 \$	85 \$	135 \$	180 \$
3A1	3 heads @ 120° + 1 center head	1,057 \$		99 \$	598 \$	113 \$	180 \$	239 \$
24825 2A	2 heads down closed bottom @ 180°	620 \$		49 \$	299 \$	57 \$	90 \$	119 \$
2A1	2 heads @ 180° + 1 center head	813 \$		75 \$	448 \$	85 \$	135 \$	180 \$
3A	3 heads down closed bottom @ 120°	863 \$		75 \$	448 \$	85 \$	135 \$	180 \$
3A1	3 heads @ 120° + 1 center head	1,057 \$		99 \$	598 \$	113 \$	180 \$	239 \$
24893 2A	2 heads down open bottom @ 180°	932 \$		49 \$	299 \$	57 \$	90 \$	119 \$
2A1	2 heads @ 180° + 1 center head	1,125 \$		75 \$	448 \$	85 \$	135 \$	180 \$
3A	3 heads down open bottom @ 120°	1,315 \$		75 \$	448 \$	85 \$	135 \$	180 \$
3A1	3 heads @ 120° + 1 center head	1,508 \$		99 \$	598 \$	113 \$	180 \$	239 \$
24898 2A	2 heads down closed bottom @ 180°	945 \$		49 \$	299 \$	57 \$	90 \$	119 \$
2A1	2 heads @ 180° + 1 center head	1,141 \$		75 \$	448 \$	85 \$	135 \$	180 \$
3A	3 heads down closed bottom @ 120°	1,340 \$		75 \$	448 \$	85 \$	135 \$	180 \$
3A1	3 heads @ 120° + 1 center head	1,532 \$		99 \$	598 \$	113 \$	180 \$	239 \$

NOTES

- 1) Other multiple heads assemblies are available. Please contact our customer service or your representative.
- 2) For replacement glass, please consult page 199,

OXFORD (48)

Large series

Catalog number example

34821-CB01-LD10C
Size Collection Mounting Glass Finish Option LED

or 34821-SB09C
Size Collection Mounting Glass Finish Option Candelabra


Large series

Base price adder

Model	Description	PRICE FOR FINISHES	Glass		Finishes	Options		
		01, 03, 06, 09, 10, 20, 21, 27, 29, 39, 40, 49, 50, 51, 52, 53, 54	AC, CP, CS, DP, GB, GC, MC, MW, MY, SB,	TA, TB, TC, TD	04, 05, 07, 08, 46, 47, 48	Candelabra C	LED (3000K)	
			Glass: CB or CH	WP, WR			LD10C	LD20C
34820	uplight wall mount	380 \$	29 \$	164 \$	42 \$	45 \$	60 \$ 92 \$	
34821	downlight wall mount, open bottom	354 \$	29 \$	164 \$	42 \$	45 \$	60 \$ 92 \$	
34822	uplight wall mount	366 \$	29 \$	164 \$	42 \$	45 \$	60 \$ 92 \$	
34824	uplight wall mount	366 \$	29 \$	164 \$	42 \$	45 \$	60 \$ 92 \$	
34825	downlight wall mount, closed bottom	366 \$	29 \$	164 \$	42 \$	45 \$	60 \$ 92 \$	
34830	post mount	267 \$	29 \$	164 \$	42 \$	45 \$	60 \$ 92 \$	
34840	pedestal mount	320 \$	29 \$	164 \$	42 \$	45 \$	60 \$ 92 \$	
34850	chain mount, open bottom	308 \$	29 \$	164 \$	42 \$	45 \$	60 \$ 92 \$	
34855	chain mount, closed bottom	317 \$	29 \$	164 \$	42 \$	45 \$	60 \$ 92 \$	
34870	ceiling mount	213 \$	29 \$	164 \$	42 \$	n/a	60 \$ 92 \$	
34893	downlight wall mount, open bottom	560 \$	29 \$	164 \$	42 \$	45 \$	60 \$ 92 \$	
34898	downlight wall mount, closed bottom	570 \$	29 \$	164 \$	42 \$	45 \$	60 \$ 92 \$	

NOTES

- 1) For multiple heads assemblies, see following page.
- 2) For replacement glass, please consult page 199,



34820 34821 34822 34824 34825 34830 34840 34850 34855 34870 34893 34898

OXFORD (48)

Large series, multiple heads

Catalog number example

34821-CB01-2A-LD10C

Size: 34821, Mounting: CB, Glass: 01, Finish: 2A, Option LED: LD10C
 2: No. of fixture around the pole
 A: Mounting on the side

or

34893-SB09C-2A1

Size: 34893, Mounting: SB, Glass: 09C, Finish: 2A, Option Candelabra: 1
 2: No. of fixture around the pole
 A: Mounting on the side
 1: Center head

Large series

Base price adder

Model	Description	PRICE FOR FINISHES	Base price adder					
			Glass	Finishes	Options			
					Candelabra	LED (3000K)		
2A	2A1	3A	3A1	AC, CP, CS, DP, GB, GC, MC, MW, MY, SB, TA, TB, TC, TD	04, 05, 07, 08, 46, 47, 48	C	LD10C	LD20C
34820	2 heads up @ 180°	782 \$	59 \$	328 \$	85 \$	90 \$	119 \$	185 \$
2A1	2 heads @ 180° + 1 center head	980 \$	88 \$	492 \$	127 \$	135 \$	180 \$	277 \$
3A	3 heads up @ 120°	1,121 \$	88 \$	492 \$	127 \$	135 \$	180 \$	277 \$
3A1	3 heads @ 120° + 1 center head	1,320 \$	118 \$	655 \$	169 \$	180 \$	239 \$	369 \$
34821	2 heads down open bottom @ 180°	782 \$	59 \$	328 \$	85 \$	90 \$	119 \$	185 \$
2A1	2 heads @ 180° + 1 center head	980 \$	88 \$	492 \$	127 \$	135 \$	180 \$	277 \$
3A	3 heads down open bottom @ 120°	1,121 \$	88 \$	492 \$	127 \$	135 \$	180 \$	277 \$
3A1	3 heads @ 120° + 1 center head	1,320 \$	118 \$	655 \$	169 \$	180 \$	239 \$	369 \$
34822	2 heads up @ 180°	782 \$	59 \$	328 \$	85 \$	90 \$	119 \$	185 \$
2A1	2 heads @ 180° + 1 center head	980 \$	88 \$	492 \$	127 \$	135 \$	180 \$	277 \$
3A	3 heads up @ 120°	1,121 \$	88 \$	492 \$	127 \$	135 \$	180 \$	277 \$
3A1	3 heads @ 120° + 1 center head	1,320 \$	118 \$	655 \$	169 \$	180 \$	239 \$	369 \$
34824	2 heads up @ 180°	782 \$	59 \$	328 \$	85 \$	90 \$	119 \$	185 \$
2A1	2 heads @ 180° + 1 center head	980 \$	88 \$	492 \$	127 \$	135 \$	180 \$	277 \$
3A	3 heads up @ 120°	1,121 \$	88 \$	492 \$	127 \$	135 \$	180 \$	277 \$
3A1	3 heads @ 120° + 1 center head	1,320 \$	118 \$	655 \$	169 \$	180 \$	239 \$	369 \$
34825	2 heads down closed bottom @ 180°	782 \$	59 \$	328 \$	85 \$	90 \$	119 \$	185 \$
2A1	2 heads @ 180° + 1 center head	980 \$	88 \$	492 \$	127 \$	135 \$	180 \$	277 \$
3A	3 heads down closed bottom @ 120°	1,121 \$	88 \$	492 \$	127 \$	135 \$	180 \$	277 \$
3A1	3 heads @ 120° + 1 center head	1,320 \$	118 \$	655 \$	169 \$	180 \$	239 \$	369 \$
34893	2 heads down open bottom @ 180°	1,231 \$	59 \$	328 \$	85 \$	90 \$	119 \$	185 \$
2A1	2 heads @ 180° + 1 center head	1,462 \$	88 \$	492 \$	127 \$	135 \$	180 \$	277 \$
3A	3 heads down open bottom @ 120°	1,759 \$	88 \$	492 \$	127 \$	135 \$	180 \$	277 \$
3A1	3 heads @ 120° + 1 center head	1,993 \$	118 \$	655 \$	169 \$	180 \$	239 \$	369 \$
34898	2 heads down closed bottom @ 180°	1,252 \$	59 \$	328 \$	85 \$	90 \$	119 \$	185 \$
2A1	2 heads @ 180° + 1 center head	1,486 \$	88 \$	492 \$	127 \$	135 \$	180 \$	277 \$
3A	3 heads down closed bottom @ 120°	1,792 \$	88 \$	492 \$	127 \$	135 \$	180 \$	277 \$
3A1	3 heads @ 120° + 1 center head	2,025 \$	118 \$	655 \$	169 \$	180 \$	239 \$	369 \$

NOTES

- 1) Other multiple heads assemblies are available. Please contact our customer service or your representative.
- 2) For replacement glass, please consult page 199,

OXFORD (48)

XL series

Catalog number example

44830-CB01-LD20C

Size: 48 | Mounting: CB | Glass: 01 | Finish: LD20 | Option LED: C
Collection | Glass | Option LED

or

44830-SB09C

Size: 48 | Mounting: SB | Glass: 09 | Finish: C
Collection | Mounting | Glass | Option Candelabra


XL series

Base price adder

Model	Description	PRICE FOR FINISHES	Glass	Finishes	Options	
		01, 03, 06, 09, 10, 20, 21, 27, 29, 39, 40, 49, 50, 51, 52, 53, 54	CH, CP, CR, CS, DP, MC, SB, WP, WR	04, 05, 07, 08, 46, 47, 48	Candelabra	LED (3000K)
		Glass: CB (tempered)			C	LD20C LD40C
44824	uplight wall mount	1,259 \$	42 \$	88 \$	45 \$	92 \$ 185 \$
44830	post mount	920 \$	42 \$	88 \$	45 \$	92 \$ 185 \$
44840	pedestal mount	969 \$	42 \$	88 \$	45 \$	92 \$ 185 \$
44855	chain mount, closed bottom	976 \$	42 \$	88 \$	45 \$	92 \$ 185 \$

NOTES

1) For replacement glass, please consult page 199,



44824



44830



44840



44855

CAMBRIDGE (49)

Small series

Catalog number example

14924-CH01-LD10C

Size: 14924, Mounting: CH, Glass: 01, Finish: LD, Option LED: 10C

or 14924-CH01C

Size: 14924, Mounting: CH, Glass: 01, Finish: C, Option Candelabra

Small series

Base price adder

Model	Description	PRICE FOR FINISHES	Glass	Finishes	Options	
		01, 03, 06, 09, 10, 20, 21, 27, 29, 39, 40, 49, 50, 51, 52, 53, 54	AC, CP, CS, DP, GB, GC, MC, MW, MY, SB, WP, WR	04, 05, 07, 08, 46, 47, 48	Candelabra	LED (3000K)
		Glass: CB or CH			C	LD10C
14920	uplight wall mount, stem	193 \$	24 \$	28 \$	45 \$	60 \$
14924	uplight wall mount	182 \$	24 \$	28 \$	45 \$	60 \$
14925	downlight wall mount, closed bottom	182 \$	24 \$	28 \$	45 \$	60 \$
14926	half-wall mount	134 \$	24 \$	28 \$	n/a	60 \$
14930	post mount	164 \$	24 \$	28 \$	45 \$	60 \$
14940	pedestal mount	218 \$	24 \$	28 \$	45 \$	60 \$
14955	chain mount, closed bottom	180 \$	24 \$	28 \$	45 \$	60 \$
14998	downlight wall mount, closed bottom	293 \$	24 \$	28 \$	45 \$	60 \$

NOTES

- 1) For multiple heads assemblies, see following page.
- 2) For replacement glass, please consult page 199,




14920



14924



14925



14926



14930



14940



14955



14998

CAMBRIDGE (49)

Small series, multiple heads

Catalog number example

14924-CH01-2A-LD10C

Size: 14924, Mounting: CH, Glass: 01, Finish: 2A, Option LED: LD10C
 2: No. of fixture around the pole
 A: Mounting on the side





or

14924-CH01C-2A1

Size: 14924, Mounting: CH01C, Glass: 01, Finish: 2A, Option Candelabra: 1
 2: No. of fixture around the pole
 A: Mounting on the side
 1: Center head

Small series

Base price adder

		PRICE FOR FINISHES	Glass	Finishes	Options	
		01, 03, 06, 09, 10, 20, 21, 27, 29, 39, 40, 49, 50, 51, 52, 53, 54	AC, CP, CS, DP, GB, GC, MC, MW, MY, SB, WP,	04, 05, 07, 08, 46, 47, 48	Candelabra	LED (3000K)
		Glass: CB or CH	WR		C	LD10C
 2 HEADS 2A  2 HEADS + 1 2A1  3 HEADS 3A  3 HEADS 3A1 89.1						
Model	Description					
14920 2A	2 heads up, stem @ 180°	502 \$	49 \$	57 \$	90 \$	119 \$
2A1	2 heads @ 180° + 1 center head	649 \$	75 \$	85 \$	135 \$	180 \$
3A	3 heads up, stem @ 120°	720 \$	75 \$	85 \$	135 \$	180 \$
3A1	3 heads @ 120° + 1 center head	851 \$	99 \$	113 \$	180 \$	239 \$
14924 2A	2 heads up @ 180°	520 \$	49 \$	57 \$	90 \$	119 \$
2A1	2 heads @ 180° + 1 center head	645 \$	75 \$	85 \$	135 \$	180 \$
3A	3 heads up @ 120°	735 \$	75 \$	85 \$	135 \$	180 \$
3A1	3 heads @ 120° + 1 center head	851 \$	99 \$	113 \$	180 \$	239 \$
14925 2A	2 heads down closed bottom @ 180°	520 \$	49 \$	57 \$	90 \$	119 \$
2A1	2 heads @ 180° + 1 center head	645 \$	75 \$	85 \$	135 \$	180 \$
3A	3 heads down closed bottom @ 120°	735 \$	75 \$	85 \$	135 \$	180 \$
3A1	3 heads @ 120° + 1 center head	851 \$	99 \$	113 \$	180 \$	239 \$
14998 2A	2 heads down, closed bottom @ 180°	713 \$	49 \$	57 \$	90 \$	119 \$
2A1	2 heads @ 180° + 1 center head	880 \$	75 \$	85 \$	135 \$	180 \$
3A	3 heads down, closed bottom @ 120°	986 \$	75 \$	85 \$	135 \$	180 \$
3A1	3 heads @ 120° + 1 center head	1,156 \$	99 \$	113 \$	180 \$	239 \$

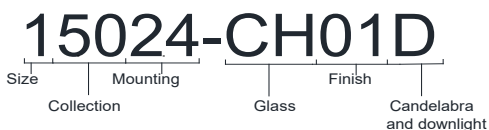
NOTES

- 1) Other multiple heads assemblies are available. Please contact our customer service or your representative.
- 2) For replacement glass, please consult page 199,

VIENNA (50)

Small series

Catalog number example



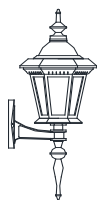
Small series glass dome

Base price adder

	PRICE FOR FINISHES	Glass		Finishes	Options	
D = Candelabra at the bottom and mini base socket in the hat.	01, 03, 06, 09, 10, 20, 21, 27, 29, 39, 40, 49, 50, 51, 52, 53, 54	AC, CP, CS, DP, GB, GC, MC, MW, MY, SB, WP, WR	TA, TB, TC, TD	04, 05, 07, 08, 46, 47, 48	Candelabra + mini socket	
Also available with medium base socket only, replace "D" by "MD"						
C = Candelabra only						
Model	Description	Glass: CB or CH			D	
15020	D upright wall mount, stem	273 \$	24 \$	134 \$	18 \$	STANDARD
15024	D upright wall mount	261 \$	24 \$	134 \$	18 \$	
15027	D downlight wall mount	236 \$	24 \$	134 \$	18 \$	
15030	D post mount	225 \$	24 \$	134 \$	18 \$	
15040	D pedestal mount	292 \$	24 \$	134 \$	18 \$	
15050	C chain mount, open bottom	287 \$	24 \$	134 \$	18 \$	
15050	MD chain mount, open bottom	287 \$	24 \$	134 \$	18 \$	

NOTES

- 1) For multiple heads assemblies, see following page.
- 2) For replacement glass, please consult page 199,



15020



15024



15027



15030



15040




15050

VIENNA (50)

Small series, multiple heads

Catalog number example

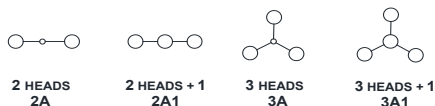
15024-CH01D-2A1



Small series glass dome

Base price adder

D = Candelabra at the bottom and mini base socket in the hat.	PRICE FOR FINISHES	Glass		Finishes	Options	
		AC, CP, CS, DP, GB, GC, MC, MW, MY, SB, WP, WR	TA, TB, TC, TD	04, 05, 07, 08, 46, 47, 48	Candelabra + mini socket	
Also available with medium base socket only, replace "D" by "MD"	01, 03, 06, 09, 10, 20, 21, 27, 29, 39, 40, 49, 50, 51, 52, 53, 54					
Model	Description	Glass: CB or CH			D	
15020 D 2A	2 heads up, stem @ 180°	647 \$	49 \$	269 \$	36 \$	
2A1	2 heads @ 180° + 1 center head	816 \$	75 \$	403 \$	54 \$	
3A	3 heads up, stem @ 120°	847 \$	75 \$	403 \$	54 \$	
3A1	3 heads @ 120° + 1 center head	1,041 \$	99 \$	538 \$	71 \$	
15024 D 2A	2 heads down closed bottom @ 180°	620 \$	49 \$	269 \$	36 \$	
2A1	2 heads @ 180° + 1 center head	816 \$	75 \$	403 \$	54 \$	
3A	3 heads down closed bottom @ 120°	847 \$	75 \$	403 \$	54 \$	
3A1	3 heads @ 120° + 1 center head	1,041 \$	99 \$	538 \$	71 \$	



NOTES

- 1) Other multiple heads assemblies are available. Please contact our customer service or your representative.
- 2) For replacement glass, please consult page 199,

VIENNA (50)

Medium series

Catalog number example

25024-CH01-LD12C

Size: 25024 | Mounting: CH01 | Glass: LD12 | Finish: C | Option LED

or **25024-CH01D**

Size: 25024 | Mounting: CH01 | Glass: D | Finish: | Candelabra and downlight

Medium series glass dome

Base price adder

D = Candelabra at the bottom and medium base socket in the hat. Also available with medium base socket only, replace "D" by "MD" C = Candelabra only	PRICE FOR FINISHES	Glass		Finishes	Options		
		AC, CP, CS, DP, GB, GC, MC, MW, MY, SB, WP, WR	TA, TB, TC, TD	04, 05, 07, 08, 46, 47, 48	Candelabra + Socket A-19	LED (3000K)	
Model	Description	Glass: CB or CH	WP, WR	TC, TD	D	LD10C	LD12C
25020	D upright wall mount, stem	537 \$	24 \$	149 \$	28 \$		60 \$
25024	D upright wall mount	523 \$	24 \$	149 \$	28 \$		60 \$
25027	D downlight wall mount	454 \$	24 \$	149 \$	28 \$		60 \$
25030	D post mount	432 \$	24 \$	149 \$	28 \$		60 \$
25040	D pedestal mount	505 \$	24 \$	149 \$	28 \$		60 \$
25050	C chain mount, open bottom	519 \$	24 \$	149 \$	28 \$	60 \$	
25050	MD chain mount, open bottom	519 \$	24 \$	149 \$	28 \$		

NOTES

- 1) For multiple heads assemblies, see following page.
- 2) For replacement glass, please consult page 199,



25020



25024



25027



25030



25040



25050

VIENNA (50)

Medium series, multiple heads

Catalog number example

25024-CH01-2A-LD12C

Size: 25024, Collection: CH01, Mounting: 2, Glass: A, Finish: LD12C
 2: No. of fixture around the pole
 A: Mounting on the side
 Option LED

or

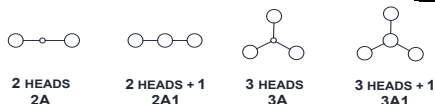
25024-CH01D-2A1

Size: 25024, Collection: CH01, Mounting: D, Glass: A, Finish: 2A1
 2: No. of fixture around the pole
 A: Mounting on the side
 1: Center head

Medium series glass dome

Base price adder

D = Candelabra at the bottom and medium base socket in the hat.	PRICE FOR FINISHES	Glass		Finishes	Options	
		AC, CP, CS, DP, GB, GC, MC, MW, MY, SB, WP, WR	TA, TB, TC, TD	04, 05, 07, 08, 46, 47, 48	Candelabra + Socket A-19	LED (3000K)
Also available with medium base socket only, replace "D" by "MD"	01, 03, 06, 09, 10, 20, 21, 27, 29, 39, 40, 49, 50, 51, 52, 53, 54					
Model	Description	Glass: CB or CH	WP, WR	TC, TD	D	LD12C
25020 D 2A	2 heads up, stem @ 180°	1,068 \$	49 \$	299 \$	57 \$	119 \$
2A1	2 heads @ 180° + 1 center head	1,422 \$	75 \$	448 \$	85 \$	180 \$
3A	3 heads up, stem @ 120°	1,548 \$	75 \$	448 \$	85 \$	180 \$
3A1	3 heads @ 120° + 1 center head	1,901 \$	99 \$	598 \$	113 \$	239 \$
25024 D 2A	2 heads down closed bottom @ 180°	1,068 \$	49 \$	299 \$	57 \$	119 \$
2A1	2 heads @ 180° + 1 center head	1,422 \$	75 \$	448 \$	85 \$	180 \$
3A	3 heads down closed bottom @ 120°	1,548 \$	75 \$	448 \$	85 \$	180 \$
3A1	3 heads @ 120° + 1 center head	1,901 \$	99 \$	598 \$	113 \$	239 \$



NOTES

- 1) Other multiple heads assemblies are available. Please contact our customer service or your representative.
- 2) For replacement glass, please consult page 199,

VIENNA (50)

Large series

Catalog number example

35024-CH01-LD12C

Size: 35024, Collection: CH01, Mounting: 01, Glass: LD12C, Finish: (blank), Option LED: (blank)

or

35024-CH01D

Size: 35024, Collection: CH01, Mounting: 01, Glass: (blank), Finish: (blank), Candelabra and downlight: D

Large series glass dome

Base price adder

D = Candelabra at the bottom and medium base socket in the hat. Also available with medium base socket only, replace "D" by "MD"	PRICE FOR FINISHES	Glass		Finishes	Options		
	01, 03, 06, 09, 10, 20, 21, 27, 29, 39, 40, 49, 50, 51, 52, 53, 54	AC, CP, CS, DP, GB, GC, MC, MW, MY, SB, WP, WR	TA, TB, TC, TD	04, 05, 07, 08, 46, 47, 48	Candelabra + Socket A-19	LED (3000K)	
Model	Description	Glass: CB or CH	WP, WR	TC, TD	D	LD12C	LD22C
35020	D upright wall mount, stem	714 \$	29 \$	164 \$	42 \$	60 \$	92 \$
35024	D upright wall mount	695 \$	29 \$	164 \$	42 \$	60 \$	92 \$
35027	D downlight wall mount	618 \$	29 \$	164 \$	42 \$	60 \$	92 \$
35030	D post mount	591 \$	29 \$	164 \$	42 \$	60 \$	92 \$
35040	D pedestal mount	692 \$	29 \$	164 \$	42 \$	60 \$	92 \$
35050	D chain mount, open bottom (3)	686 \$	29 \$	164 \$	42 \$	60 \$	92 \$

NOTES

- 1) For multiple heads assemblies, see following page.
- 2) For replacement glass, please consult page 199,
- 3) Please note that 35050 is respectively LD10C and LD20C



35020



35024



35027



35030



35040




35050

VIENNA (50)

Large series, multiple heads

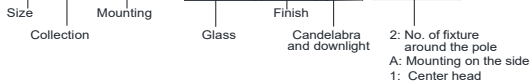
Catalog number example

35024-CH01-2A-LD12C



or

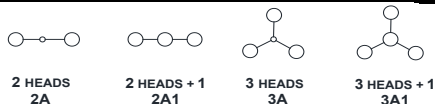
35024-CH01D-2A1



Large series glass dome

Base price adder

D = Candelabra at the bottom and medium base socket in the hat. Also available with medium base socket only, replace "D" by "MD"	PRICE FOR FINISHES	Glass		Finishes	Options		
	01, 03, 06, 09, 10, 20, 21, 27, 29, 39, 40, 49, 50, 51, 52, 53, 54	AC, CP, CS, DP, GB, GC, MC, MW, MY, SB, WP, WR	TA, TB, TC, TD	04, 05, 07, 08, 46, 47, 48	Candelabra + Socket A-19	LED (3000K)	
Model	Description	Glass: CB or CH			D	LD12C	LD22C
35020 D 2A	2 heads up, stem @ 180°	1,465 \$	59 \$	328 \$	85 \$	119 \$	185 \$
2A1	2 heads @ 180° + 1 center head	1,952 \$	88 \$	492 \$	127 \$	180 \$	277 \$
3A	3 heads up, stem @ 120°	2,121 \$	88 \$	492 \$	127 \$	180 \$	277 \$
3A1	3 heads @ 120° + 1 center head	2,608 \$	118 \$	655 \$	169 \$	239 \$	369 \$
35024 D 2A	2 heads down closed bottom @ 180°	1,435 \$	59 \$	328 \$	85 \$	119 \$	185 \$
2A1	2 heads @ 180° + 1 center head	1,952 \$	88 \$	492 \$	127 \$	180 \$	277 \$
3A	3 heads down closed bottom @ 120°	2,079 \$	88 \$	492 \$	127 \$	180 \$	277 \$
3A1	3 heads @ 120° + 1 center head	2,608 \$	118 \$	655 \$	169 \$	239 \$	369 \$



NOTES

- 1) Other multiple heads assemblies are available. Please contact our customer service or your representative.
- 2) For replacement glass, please consult page 199,

VIENNA (51)

Small series

Catalog number example

15124-CH01-LD10C

Size: 15124, Mounting: CH, Glass: 01, Finish: LD, Option LED: 10C

or 15124-CH01D

Size: 15124, Mounting: CH, Glass: 01, Finish: D, Candelabra and downlight

Small series copper dome

Base price adder

D = Candelabra at the bottom and mini base socket in the hat.		PRICE FOR FINISHES	Glass		Finishes	Options	
Also available with medium base socket only, replace "D" by "MD"		01, 03, 06, 09, 10, 20, 21, 27, 29, 39, 40, 49, 50, 51, 52, 53, 54	AC, CP, CS, DP, GB, GC, MC, MW, MY, SB,	TA, TB, TC, TD	04, 05, 07, 08, 46, 47, 48	Candelabra + mini socket	LED (3000K)
C = Candelabra only							LD10C
Model	Description	Glass: CB or CH	WP, WR			D	
15120	D upright wall mount, stem	273 \$	24 \$	134 \$	18 \$	STANDARD	60 \$
15124	D upright wall mount	261 \$	24 \$	134 \$	18 \$		60 \$
15127	D downlight wall mount	236 \$	24 \$	134 \$	18 \$		60 \$
15130	D post mount	225 \$	24 \$	134 \$	18 \$		60 \$
15140	D pedestal mount	292 \$	24 \$	134 \$	18 \$		60 \$
15150	C chain mount, open bottom	272 \$	24 \$	134 \$	18 \$		60 \$
15150	MD chain mount, open bottom	272 \$	24 \$	134 \$	18 \$		

NOTES

- 1) For multiple heads assemblies, see following page.
- 2) For replacement glass, please consult page 199,



15120



15124



15127



15130



15140



15150

VIENNA (51)

Small series, multiple heads

Catalog number example

15124-CH01-2A-LD10C

Size: 15124, Mounting: CH, Glass: 01, Finish: 2A, Option LED: LD10C

2: No. of fixture around the pole
A: Mounting on the side

or

15124-CH01D-2A1

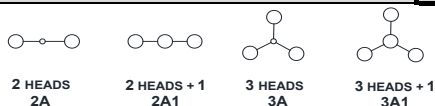
Size: 15124, Mounting: CH, Glass: 01, Finish: 2A, Candelabra and downlight: D, Option LED: 1

2: No. of fixture around the pole
A: Mounting on the side
1: Center head

Small series copper dome

Base price adder

D = Candelabra at the bottom and mini base socket in the hat. Also available with medium base socket only, replace "D" by "MD"	PRICE FOR FINISHES	Glass		Finishes	Options	
	01, 03, 06, 09, 10, 20, 21, 27, 29, 39, 40, 49, 50, 51, 52, 53, 54	AC, CP, CS, DP, GB, GC, MC, MW, MY, SB, WP, WR	TA, TB, TC, TD	04, 05, 07, 08, 46, 47, 48	Candelabra + mini socket	LED (3000K)
Model	Description	Glass: CB or CH			D	LD10C
15120 D 2A	2 heads up, stem @ 180°	647 \$	49 \$	269 \$	36 \$	119 \$
2A1	2 heads @ 180° + 1 center head	816 \$	75 \$	403 \$	54 \$	180 \$
3A	3 heads up, stem @ 120°	847 \$	75 \$	403 \$	54 \$	180 \$
3A1	3 heads @ 120° + 1 center head	1,041 \$	99 \$	538 \$	71 \$	239 \$
15124 D 2A	2 heads down closed bottom @ 180°	620 \$	49 \$	269 \$	36 \$	119 \$
2A1	2 heads @ 180° + 1 center head	816 \$	75 \$	403 \$	54 \$	180 \$
3A	3 heads down closed bottom @ 120°	847 \$	75 \$	403 \$	54 \$	180 \$
3A1	3 heads @ 120° + 1 center head	1,041 \$	99 \$	538 \$	71 \$	239 \$



NOTES

- 1) Other multiple heads assemblies are available. Please contact our customer service or your representative.
- 2) For replacement glass, please consult page 199,

VIENNA (51)

Medium series

Catalog number example

25124-CH01-LD10C

Size: 25124, Mounting: CH, Glass: 01, Finish: LD, Option LED: 10C

or 25124-CH01D

Size: 25124, Mounting: CH, Glass: 01, Finish: D, Candelabra and downlight

Medium series copper dome

Base price adder

D = Candelabra at the bottom and medium base socket in the hat. Also available with medium base socket only, replace "D" by "MD" C = Candelabra only	PRICE FOR FINISHES	Glass		Finishes	Options	
		AC, CP, CS, DP, GB, GC, MC, MW, MY, SB,	TA, TB, TC, TD	04, 05, 07, 08, 46, 47, 48	Candelabra + Socket A-19	LED (3000K)
Model	Description	Glass: CB or CH	WP, WR		D	LD10C
25120	D upright wall mount, stem	537 \$	24 \$	149 \$	28 \$	60 \$
25124	D upright wall mount	523 \$	24 \$	149 \$	28 \$	60 \$
25127	D downlight wall mount	454 \$	24 \$	149 \$	28 \$	60 \$
25130	D post mount	432 \$	24 \$	149 \$	28 \$	60 \$
25140	D pedestal mount	505 \$	24 \$	149 \$	28 \$	60 \$
25150	C chain mount, open bottom	519 \$	24 \$	149 \$	28 \$	60 \$
25150	MD chain mount, open bottom	519 \$	24 \$	149 \$	28 \$	60 \$

NOTES

- 1) For multiple heads assemblies, see following page.
- 2) For replacement glass, please consult page 199,



25120



25124



25127



25130



25140



25150

VIENNA (51)

Medium series, multiple heads

Catalog number example

25124-CH01-2A-LD10C

Size: 25124, Mounting: CH01, Glass: 2, Finish: A, Option LED: LD10C
 2: No. of fixture around the pole
 A: Mounting on the side

or

25124-CH01D-2A1

Size: 25124, Mounting: CH01, Glass: D, Finish: 2, Candelabra and downlight: A, Option LED: 1
 2: No. of fixture around the pole
 A: Mounting on the side
 1: Center head

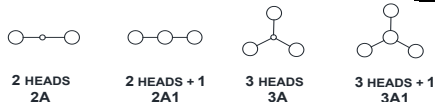
Medium series copper dome

Base price adder

D = Candelabra at the bottom and medium base socket in the hat.

Also available with medium base socket only, replace "D" by "MD"

Model	Description	PRICE FOR FINISHES	Glass		Finishes	Options	
			AC, CP, CS, DP, GB, GC, MC, MW, MY, SB, WP, WR	TA, TB, TC, TD		Candelabra + Socket A-19	LED (3000K)
		01, 03, 06, 09, 10, 20, 21, 27, 29, 39, 40, 49, 50, 51, 52, 53, 54			04, 05, 07, 08, 46, 47, 48		
		Glass: CB or CH				D	LD10C
25120 D 2A	2 heads up, stem @ 180°	1,068 \$	49 \$	299 \$	57 \$	STANDARD	119 \$
2A1	2 heads @ 180° + 1 center head	1,422 \$	75 \$	448 \$	85 \$		180 \$
3A	3 heads up, stem @ 120°	1,548 \$	75 \$	448 \$	85 \$		180 \$
3A1	3 heads @ 120° + 1 center head	1,901 \$	99 \$	598 \$	113 \$		239 \$
25124 D 2A	2 heads down closed bottom @ 180°	1,068 \$	49 \$	299 \$	57 \$		119 \$
2A1	2 heads @ 180° + 1 center head	1,422 \$	75 \$	448 \$	85 \$		180 \$
3A	3 heads down closed bottom @ 120°	1,548 \$	75 \$	448 \$	85 \$		180 \$
3A1	3 heads @ 120° + 1 center head	1,901 \$	99 \$	598 \$	113 \$		239 \$



NOTES

- 1) Other multiple heads assemblies are available. Please contact our customer service or your representative.
- 2) For replacement glass, please consult page 199,

VIENNA (51)

Large series

Catalog number example

35124-CH01-LD10C

Size: 35124, Mounting: CH, Glass: 01, Finish: LD, Option LED: 10C

or 35124-CH01D

Size: 35124, Mounting: CH, Glass: 01, Finish: D, Candelabra and downlight

Large series copper dome

Base price adder

D = Candelabra at the bottom and medium base socket in the hat. Also available with medium base socket only, replace "D" by "MD"	PRICE FOR FINISHES	Glass		Finishes	Options		
	01, 03, 06, 09, 10, 20, 21, 27, 29, 39, 40, 49, 50, 51, 52, 53, 54	AC, CP, CS, DP, GB, GC, MC, MW, MY, SB, WP, WR	TA, TB, TC, TD	04, 05, 07, 08, 46, 47, 48	Candelabra + Socket A-19	LED (3000K)	
Model	Description	Glass: CB or CH	WP, WR	TC, TD	D	LD10C	LD20C
35120	D upright wall mount, stem	714 \$	29 \$	164 \$	42 \$	60 \$	92 \$
35124	D upright wall mount	695 \$	29 \$	164 \$	42 \$	60 \$	92 \$
35127	D downlight wall mount	618 \$	29 \$	164 \$	42 \$	60 \$	92 \$
35130	D post mount	591 \$	29 \$	164 \$	42 \$	60 \$	92 \$
35140	D pedestal mount	692 \$	29 \$	164 \$	42 \$	60 \$	92 \$
35150	D chain mount, open bottom (3)	686 \$	29 \$	164 \$	42 \$	60 \$	92 \$

NOTES

- 1) For multiple heads assemblies, see following page.
- 2) For replacement glass, please consult page 199,



35120



35124



35127



35130



35140



35150

VIENNA (51)

Large series, multiple heads

Catalog number example

35124-CH01-2A-LD10C

Size: 35124, Collection: CH, Mounting: 01, Glass: 2A, Finish: LD, Option LED: 10C
 2: No. of fixture around the pole
 A: Mounting on the side

or

35124-CH01D-2A1

Size: 35124, Collection: CH, Mounting: 01D, Glass: 2A, Finish: 1
 2: No. of fixture around the pole
 A: Mounting on the side
 1: Center head

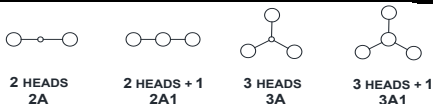
Large series copper dome

Base price adder

D = Candelabra at the bottom and medium base socket in the hat.

Also available with medium base socket only, replace "D" by "MD"

Model	Description	PRICE FOR FINISHES	Glass		Finishes	Options	
			AC, CP, CS, DP, GB, GC, MC, MW, MY, SB, WP, WR	TA, TB, TC, TD		Candelabra + Socket A-19	LED (3000K)
		01, 03, 06, 09, 10, 20, 21, 27, 29, 39, 40, 49, 50, 51, 52, 53, 54			04, 05, 07, 08, 46, 47, 48		
		Glass: CB or CH				D	LD10C LD20C
35120 D 2A	2 heads up, stem @ 180°	1,465 \$	59 \$	328 \$	85 \$	STANDARD	119 \$ 185 \$
2A1	2 heads @ 180° + 1 center head	1,952 \$	88 \$	492 \$	127 \$		180 \$ 277 \$
3A	3 heads up, stem @ 120°	2,121 \$	88 \$	492 \$	127 \$		180 \$ 277 \$
3A1	3 heads @ 120° + 1 center head	2,608 \$	118 \$	655 \$	169 \$		239 \$ 369 \$
35124 D 2A	2 heads down closed bottom @ 180°	1,435 \$	59 \$	328 \$	85 \$		119 \$ 185 \$
2A1	2 heads @ 180° + 1 center head	1,952 \$	88 \$	492 \$	127 \$		180 \$ 277 \$
3A	3 heads down closed bottom @ 120°	2,079 \$	88 \$	492 \$	127 \$		180 \$ 277 \$
3A1	3 heads @ 120° + 1 center head	2,608 \$	118 \$	655 \$	169 \$		239 \$ 369 \$



NOTES

- 1) Other multiple heads assemblies are available. Please contact our customer service or your representative.
- 2) For replacement glass, please consult page 199,

VIENNA (52)

Small series

Catalog number example

15224-CH01-LD10C

Size Mounting Glass Finish Option LED
Collection

or

15224-CH01D

Size Mounting Glass Finish Candelabra and downlight
Collection

Small series brass dome

Base price adder

D = Candelabra at the bottom and mini base socket in the hat. Also available with medium base socket only, replace "D" by "MD" C = Candelabra only	PRICE FOR FINISHES	Glass		Finishes	Options	
	01, 03, 06, 09, 10, 20, 21, 27, 29, 39, 40, 49, 50, 51, 52, 53, 54	AC, CP, CS, DP, GB, GC, MC, MW, MY, SB, WP, WR	TA, TB, TC, TD	04, 05, 07, 08, 46, 47, 48	Candelabra + mini socket	LED (3000K)
Model	Description	Glass: CB or CH			D	LD10C
15220	D upright wall mount, stem	273 \$	24 \$	134 \$	18 \$	60 \$
15224	D upright wall mount	261 \$	24 \$	134 \$	18 \$	60 \$
15227	D downlight wall mount	236 \$	24 \$	134 \$	18 \$	60 \$
15230	D post mount	225 \$	24 \$	134 \$	18 \$	60 \$
15240	D pedestal mount	292 \$	24 \$	134 \$	18 \$	60 \$
15250	C chain mount, open bottom	287 \$	24 \$	134 \$	18 \$	60 \$
15250	MD chain mount, open bottom	287 \$	24 \$	134 \$	18 \$	60 \$

NOTES

- 1) For multiple heads assemblies, see following page.
- 2) For replacement glass, please consult page 199,



15220



15224



15227



15230



15240



15250

VIENNA (52)

Small series, multiple heads

Catalog number example

15224-CH01-2A-LD10C

Size: 15224, Collection: CH01, Glass: 2, Finish: A, Option LED: LD10C
 2: No. of fixture around the pole
 A: Mounting on the side

or

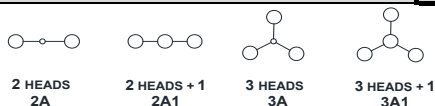
15224-CH01D-2A1

Size: 15224, Collection: CH01D, Glass: 2, Finish: A, Candelabra and downlight: LD10C
 2: No. of fixture around the pole
 A: Mounting on the side
 1: Center head

Small series brass dome

Base price adder

D = Candelabra at the bottom and mini base socket in the hat.	PRICE FOR FINISHES	Glass		Finishes	Options	
		AC, CP, CS, DP, GB, GC, MC, MW, MY, SB, WP, WR	TA, TB, TC, TD	04, 05, 07, 08, 46, 47, 48	Candelabra + mini socket	LED (3000K)
Also available with medium base socket only, replace "D" by "MD"	01, 03, 06, 09, 10, 20, 21, 27, 29, 39, 40, 49, 50, 51, 52, 53, 54				D	LD10C
Model	Description	Glass: CB or CH				
15220 D 2A	2 heads up, stem @ 180°	647 \$	49 \$	269 \$	36 \$	119 \$
2A1	2 heads @ 180° + 1 center head	816 \$	75 \$	403 \$	54 \$	180 \$
3A	3 heads up, stem @ 120°	847 \$	75 \$	403 \$	54 \$	180 \$
3A1	3 heads @ 120° + 1 center head	1,041 \$	99 \$	538 \$	71 \$	239 \$
15224 D 2A	2 heads down closed bottom @ 180°	620 \$	49 \$	269 \$	36 \$	119 \$
2A1	2 heads @ 180° + 1 center head	816 \$	75 \$	403 \$	54 \$	180 \$
3A	3 heads down closed bottom @ 120°	847 \$	75 \$	403 \$	54 \$	180 \$
3A1	3 heads @ 120° + 1 center head	1,041 \$	99 \$	538 \$	71 \$	239 \$



NOTES

- 1) Other multiple heads assemblies are available. Please contact our customer service or your representative.
- 2) For replacement glass, please consult page 199,

VIENNA (52)

Medium series

Catalog number example

Medium series brass dome

Base price adder

D = Candelabra at the bottom and medium base socket in the hat. Also available with medium base socket only, replace "D" by "MD" C = Candelabra only		PRICE FOR FINISHES	Glass		Finishes	Options	
		01, 03, 06, 09, 10, 20, 21, 27, 29, 39, 40, 49, 50, 51, 52, 53, 54	AC, CP, CS, DP, GB, GC, MC, MW, MY, SB, WP, WR	TA, TB, TC, TD	04, 05, 07, 08, 46, 47, 48	Candelabra + Socket A-19	LED (3000K)
Model	Description	Glass: CB or CH				D	LD10C
25220	D upright wall mount, stem	537 \$	24 \$	149 \$	28 \$	STANDARD	60 \$
25224	D upright wall mount	523 \$	24 \$	149 \$	28 \$		60 \$
25227	D downlight wall mount	454 \$	24 \$	149 \$	28 \$		60 \$
25230	D post mount	432 \$	24 \$	149 \$	28 \$		60 \$
25240	D pedestal mount	505 \$	24 \$	149 \$	28 \$		60 \$
25250	C chain mount, open bottom	519 \$	24 \$	149 \$	28 \$		60 \$
25250	MD chain mount, open bottom	519 \$	24 \$	149 \$	28 \$		

NOTES

- 1) For multiple heads assemblies, see following page.
- 2) For replacement glass, please consult page 199,



25220



25224



25227



25230



25240



25250

VIENNA (52)

Medium series, multiple heads

Catalog number example

25224-CH01-2A-LD10C

Size: 25224, Collection: CH01, Mounting: 2, Glass: A, Finish: LD10C
 2: No. of fixture around the pole
 A: Mounting on the side
 Option LED

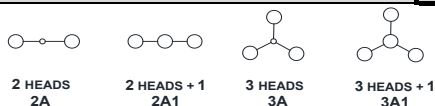
or 25224-CH01D-2A1

Size: 25224, Collection: CH01D, Mounting: 2, Glass: A, Finish: LD10C
 2: No. of fixture around the pole
 A: Mounting on the side
 1: Center head
 Candelabra and downlight

Medium series brass dome

Base price adder

D = Candelabra at the bottom and medium base socket in the hat. Also available with medium base socket only, replace "D" by "MD"	PRICE FOR FINISHES	Glass		Finishes	Options	
	01, 03, 06, 09, 10, 20, 21, 27, 29, 39, 40, 49, 50, 51, 52, 53, 54	AC, CP, CS, DP, GB, GC, MC, MW, MY, SB, WP, WR	TA, TB, TC, TD	04, 05, 07, 08, 46, 47, 48	Candelabra + Socket A-19	LED (3000K)
Model	Description	Glass: CB or CH			D	LD10C
25220 D 2A	2 heads up, stem @ 180°	1,068 \$	49 \$	299 \$	57 \$	119 \$
2A1	2 heads @ 180° + 1 center head	1,422 \$	75 \$	448 \$	85 \$	180 \$
3A	3 heads up, stem @ 120°	1,548 \$	75 \$	448 \$	85 \$	180 \$
3A1	3 heads @ 120° + 1 center head	1,901 \$	99 \$	598 \$	113 \$	239 \$
25224 D 2A	2 heads down closed bottom @ 180°	1,068 \$	49 \$	299 \$	57 \$	119 \$
2A1	2 heads @ 180° + 1 center head	1,422 \$	75 \$	448 \$	85 \$	180 \$
3A	3 heads down closed bottom @ 120°	1,548 \$	75 \$	448 \$	85 \$	180 \$
3A1	3 heads @ 120° + 1 center head	1,901 \$	99 \$	598 \$	113 \$	239 \$



NOTES

- 1) Other multiple heads assemblies are available. Please contact our customer service or your representative.
- 2) For replacement glass, please consult page 199,

VIENNA (52)

Large series

Catalog number example

35224-CH01-LD10C

Size: 35224 | Mounting: CH | Glass: 01 | Finish: LD | Option LED: 10C

Collection: CH | Glass: 01 | Option LED: 10C

35224-CH01D

Size: 35224 | Mounting: CH | Glass: 01 | Finish: D

Collection: CH | Glass: 01 | Candelabra and downlight: D

Large series brass dome

Base price adder

D = Candelabra at the bottom and medium base socket in the hat. Also available with medium base socket only, replace "D" by "MD"	PRICE FOR FINISHES	Glass		Finishes	Options		
	01, 03, 06, 09, 10, 20, 21, 27, 29, 39, 40, 49, 50, 51, 52, 53, 54	AC, CP, CS, DP, GB, GC, MC, MW, MY, SB, WP, WR	TA, TB, TC, TD	04, 05, 07, 08, 46, 47, 48	Candelabra + Socket A-19	LED (3000K)	
Model	Description	Glass: CB or CH	WP, WR	TA, TB, TC, TD	D	LD10C	LD20C
35220	D upright wall mount, stem	714 \$	29 \$	164 \$	42 \$	60 \$	92 \$
35224	D upright wall mount	695 \$	29 \$	164 \$	42 \$	60 \$	92 \$
35227	D downlight wall mount	618 \$	29 \$	164 \$	42 \$	60 \$	92 \$
35230	D post mount	591 \$	29 \$	164 \$	42 \$	60 \$	92 \$
35240	D pedestal mount	692 \$	29 \$	164 \$	42 \$	60 \$	92 \$
35250	D chain mount, open bottom	686 \$	29 \$	164 \$	42 \$	60 \$	92 \$

NOTES

- 1) For multiple heads assemblies, see following page.
- 2) For replacement glass, please consult page 199,



35220



35224



35227



35230



35240



35250

VIENNA (52)

Large series, multiple heads

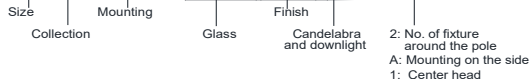
Catalog number example

35224-CH01-2A-LD10C



or

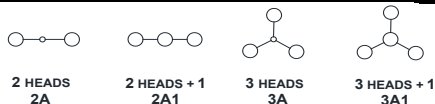
35224-CH01D-2A1



Large series brass dome

Base price adder

D = Candelabra at the bottom and medium base socket in the hat. Also available with medium base socket only, replace "D" by "MD"	PRICE FOR FINISHES	Glass		Finishes	Options		
	01, 03, 06, 09, 10, 20, 21, 27, 29, 39, 40, 49, 50, 51, 52, 53, 54	AC, CP, CS, DP, GB, GC, MC, MW, MY, SB, WP, WR	TA, TB, TC, TD	04, 05, 07, 08, 46, 47, 48	Candelabra + Socket A-19	LED (3000K)	
Model	Description	Glass: CB or CH			D	LD10C	LD20C
35220 D 2A	2 heads up, stem @ 180°	1,465 \$	59 \$	328 \$	85 \$	119 \$	185 \$
2A1	2 heads @ 180° + 1 center head	1,952 \$	88 \$	492 \$	127 \$	180 \$	277 \$
3A	3 heads up, stem @ 120°	2,121 \$	88 \$	492 \$	127 \$	180 \$	277 \$
3A1	3 heads @ 120° + 1 center head	2,608 \$	118 \$	655 \$	169 \$	239 \$	369 \$
35224 D 2A	2 heads down closed bottom @ 180°	1,435 \$	59 \$	328 \$	85 \$	119 \$	185 \$
2A1	2 heads @ 180° + 1 center head	1,952 \$	88 \$	492 \$	127 \$	180 \$	277 \$
3A	3 heads down closed bottom @ 120°	2,079 \$	88 \$	492 \$	127 \$	180 \$	277 \$
3A1	3 heads @ 120° + 1 center head	2,608 \$	118 \$	655 \$	169 \$	239 \$	369 \$



NOTES

- 1) Other multiple heads assemblies are available. Please contact our customer service or your representative.
- 2) For replacement glass, please consult page 199,

OSAKA (54)

Small series

Catalog number example

15424-CH01-LD10C or 15424-CH01

Size Collection Mounting Glass Finish Option LED Size Collection Mounting Glass Finish

Small series

Base price adder

Model	Description	PRICE FOR FINISHES	Glass	Finishes	Options
		01, 03, 06, 09, 10, 20, 21, 27, 29, 39, 40, 49, 50, 51, 52, 53, 54	AC, CS, DP, GC, MC, MW, MY, WP, WR	04, 05, 07, 08, 46, 47, 48	LED (3000K)
15424	uplight wall mount	219 \$	24 \$	18 \$	60 \$
15425	downlight wall mount, closed bottom	219 \$	24 \$	18 \$	60 \$
15430	post mount	186 \$	24 \$	18 \$	60 \$
15440	pedestal mount	231 \$	24 \$	18 \$	60 \$
15455	chain mount, closed bottom	201 \$	24 \$	18 \$	60 \$

NOTES

1) For multiple heads assemblies, please see below



15424



15425



15430



15440



15455

OSAKA (54)

Small series, multiple heads

Catalog number example

15424-CH01-2A-LD10C or 15424-CH01-2A

Size Collection Mounting Glass Finish 2: No. of fixture around the pole A: Mounting on the side Option LED Size Collection Mounting Glass Finish 2: No. of fixture around the pole A: Mounting on the side

Small series

Base price adder

Model	Description	PRICE FOR FINISHES	Glass	Finishes	Options
		01, 03, 06, 09, 10, 20, 21, 27, 29, 39, 40, 49, 50, 51, 52, 53, 54	AC, CS, DP, GC, MC, MW, MY, WP, WR	04, 05, 07, 08, 46, 47, 48	LED (3000K)
15424 2A	2 heads up @ 180°	686 \$	49 \$	36 \$	119 \$
15424 3A	3 heads up @ 120°	887 \$	75 \$	54 \$	180 \$
15425 2A	2 heads down closed bottom @ 180°	686 \$	49 \$	36 \$	119 \$
15425 3A	3 heads down closed bottom @ 120°	887 \$	75 \$	54 \$	180 \$

NOTES

1) Other multiple heads assemblies are available. Please contact our customer service or your representative.
 2) For replacement glass, please consult page 199,

OSAKA (54)

Medium series

Catalog number example

25424-CH01-LD10C
Size | Mounting | Glass | Finish | Option LED
Collection
 or

25424-CH01
Size | Mounting | Glass | Finish
Collection

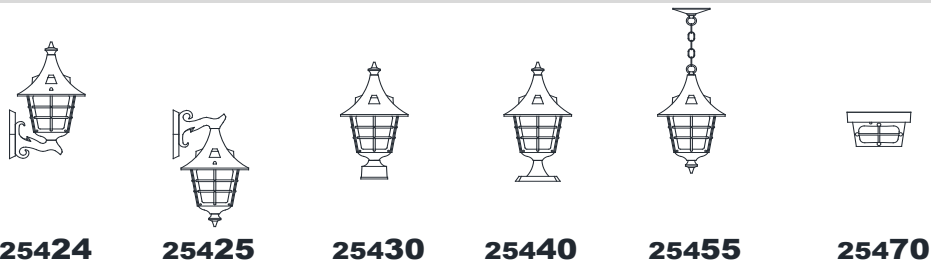
Medium series

Base price adder

Model	Description	PRICE FOR FINISHES	Glass	Finishes	Options
		01, 03, 06, 09, 10, 20, 21, 27, 29, 39, 40, 49, 50, 51, 52, 53, 54	AC, CS, DP, GC, MC, MW, MY, WP, WR	04, 05, 07, 08, 46, 47, 48	LED (3000K)
					LD10C
		Glass: CH or CP			
25424	uplight wall mount	353 \$	24 \$	28 \$	60 \$
25425	downlight wall mount, closed bottom	353 \$	24 \$	28 \$	60 \$
25430	post mount	312 \$	24 \$	28 \$	60 \$
25440	pedestal mount	357 \$	24 \$	28 \$	60 \$
25455	chain mount, closed bottom	334 \$	24 \$	28 \$	60 \$
25470	ceiling flush mount, closed bottom	194 \$	24 \$	28 \$	60 \$

NOTES

1) For multiple heads assemblies, please see below



OSAKA (54)

Medium series, multiple heads

Catalog number example

25424-CH01-2A-LD10C
Size | Mounting | Glass | Finish | 2: No. of fixture around the pole | Option LED
Collection
 or

25424-CH01-2A
Size | Mounting | Glass | Finish | 2: No. of fixture around the pole
Collection

Medium series

Base price adder

Model	Description	PRICE FOR FINISHES	Glass	Finishes	Options
		01, 03, 06, 09, 10, 20, 21, 27, 29, 39, 40, 49, 50, 51, 52, 53, 54	AC, CS, DP, GC, MC, MW, MY, WP, WR	04, 05, 07, 08, 46, 47, 48	LED (3000K)
					LD10C
		Glass: CH or CP			
25424 2A	2 heads up @ 180°	948 \$	49 \$	57 \$	119 \$
25424 3A	3 heads up @ 120°	1,258 \$	75 \$	85 \$	180 \$
25425 2A	2 heads down closed bottom @ 180°	948 \$	49 \$	57 \$	119 \$
25425 3A	3 heads down closed bottom @ 120°	1,258 \$	75 \$	85 \$	180 \$

NOTES

1) Other multiple heads assemblies are available. Please contact our customer service or your representative.
 2) For replacement glass, please consult page 199,

OAKLAND

Catalog number example

26021-GL01

Size Mounting Ring Finish
 Collection

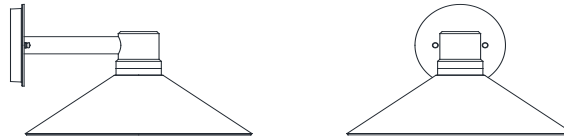
Medium series

Base price adder

Model	Description	PRICE FOR FINISHES	Finishes	
		01, 03, 06, 09, 10, 20, 21, 27, 29, 39, 40, 49, 50, 51, 52, 53, 54	04, 05, 07, 08, 46, 47, 48	
		Ring, see note		
26021	downlight wall mount open bottom	157.50 \$	28 \$	

NOTES

1) Note: the ring between the arm and the cap can be in glass, "GL" option, or in painted metal, color of your choice from our assortment of finishes (same finish as the luminaire or different finish). Please specify your choice when ordering,



26021

65th SERIES (65)

Small series

Catalog number example

16502-CH01-LD10C
Size Mounting Glass Finish Option LED
Collection

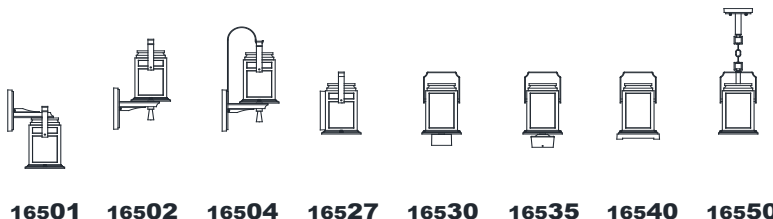
or 16502-CH01C
Size Mounting Glass Finish Option Candelabra
Collection

Small series

Model Description		PRICE FOR FINISHES	Base price adder		
			Glass	Finishes	Options
		01, 03, 06, 09, 10, 20, 21, 27, 29, 39, 40, 49, 50, 51, 52, 53, 54	AC, CS, DP, GC, MC, MW, MY, WP, WR	04, 05, 07, 08, 46, 47, 48	Candelabra LED (3000K)
		Glass: CH or CP			C
16501	downlight wall mount, open bottom	233 \$	24 \$	18 \$	45 \$ 60 \$
16502	uplight wall mount	245 \$	24 \$	18 \$	45 \$ 60 \$
16504	uplight wall mount	257 \$	24 \$	18 \$	45 \$ 60 \$
16527	downlight wall mount, open bottom	233 \$	24 \$	18 \$	45 \$ 60 \$
16530	post mount	221 \$	24 \$	18 \$	45 \$ 60 \$
16535	3" square post mount	221 \$	24 \$	18 \$	45 \$ 60 \$
16540	pedestal mount	245 \$	24 \$	18 \$	45 \$ 60 \$
16550	chain mount, open bottom	221 \$	24 \$	18 \$	45 \$ 60 \$

NOTES

1) For multiple heads assemblies, please see below



65th SERIES (65)

Small series, multiple heads

Catalog number example

16502-CH01-2A-LD10C
Size Mounting Glass Finish
Collection 2: No. of fixture around the pole A: Mounting on the side

or 16502-CH01C-2A
Size Mounting Glass Finish Option Candelabra
Collection 2: No. of fixture around the pole A: Mounting on the side

Small series

Model Description		PRICE FOR FINISHES	Base price adder		
			Glass	Finishes	Options
		01, 03, 06, 09, 10, 20, 21, 27, 29, 39, 40, 49, 50, 51, 52, 53, 54	AC, CS, DP, GC, MC, MW, MY, WP, WR	04, 05, 07, 08, 46, 47, 48	Candelabra LED (3000K)
		Glass: CH or CP			C
16501	2A 2 heads down open bottom@ 180°	575 \$	49 \$	36 \$	90 \$ 119 \$
	3A 3 heads down open bottom@ 120°	815 \$	75 \$	54 \$	135 \$ 180 \$
16502	2A 2 heads up @ 180°	601 \$	49 \$	36 \$	90 \$ 119 \$
	3A 3 heads up @ 120°	854 \$	75 \$	54 \$	135 \$ 180 \$

NOTES

- 1) Other multiple heads assemblies are available. Please contact our customer service or your representative.
- 2) For replacement glass, please consult page 199,

65th SERIES (65)

Medium series

Catalog number example

26502-CH01-LD10C
Size Collection Mounting Glass Finish Option LED

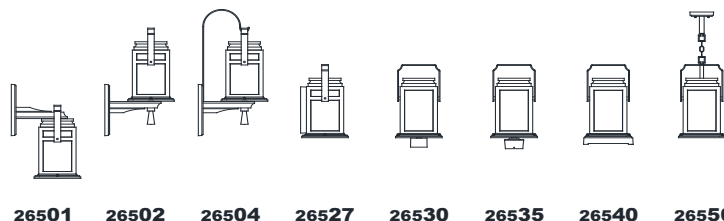
or 26502-CH01C
Size Collection Mounting Glass Finish Option Candelabra

Medium series

Model Description		PRICE FOR FINISHES	Base price adder		
			Glass	Finishes	Options
		01, 03, 06, 09, 10, 20, 21, 27, 29, 39, 40, 49, 50, 51, 52, 53, 54	AC, CS, DP, GC, MC, MW, MY, WP, WR	04, 05, 07, 08, 46, 47, 48	Candelabra LED (3000K)
		Glass: CH or CP			C
26501	downlight wall mount, open bottom	344 \$	24 \$	28 \$	45 \$ 60 \$
26502	uplight wall mount	356 \$	24 \$	28 \$	45 \$ 60 \$
26504	uplight wall mount	405 \$	24 \$	28 \$	45 \$ 60 \$
26527	downlight wall mount, open bottom	344 \$	24 \$	28 \$	45 \$ 60 \$
26530	post mount	330 \$	24 \$	28 \$	45 \$ 60 \$
26535	3" square postmount	330 \$	24 \$	28 \$	45 \$ 60 \$
26540	pedestal mount	356 \$	24 \$	28 \$	45 \$ 60 \$
26550	chain mount, open bottom	330 \$	24 \$	28 \$	45 \$ 60 \$

NOTES

1) For multiple heads assemblies, please see below



65th SERIES (65)

Medium series, multiple heads

Catalog number example

26502-CH01-2A-LD10C
Size Collection Mounting Glass Finish 2: No. of fixture around the pole A: Mounting on the side Option LED

or 26502-CH01C-2A
Size Collection Mounting Glass Finish Option Candelabra 2: No. of fixture around the pole A: Mounting on the side

Medium series

Model Description		PRICE FOR FINISHES	Base price adder		
			Glass	Finishes	Options
		01, 03, 06, 09, 10, 20, 21, 27, 29, 39, 40, 49, 50, 51, 52, 53, 54	AC, CS, DP, GC, MC, MW, MY, WP, WR	04, 05, 07, 08, 46, 47, 48	Candelabra LED (3000K)
		Glass: CH or CP			C
26501	2A 2 heads down open bottom @ 180°	803 \$	49 \$	57 \$	90 \$ 119 \$
	3A 3 heads down open bottom @ 120°	1,158 \$	75 \$	85 \$	135 \$ 180 \$
26502	2A 2 heads up @ 180°	829 \$	49 \$	57 \$	90 \$ 119 \$
	3A 3 heads up @ 120°	1,196 \$	75 \$	85 \$	135 \$ 180 \$

NOTES

- 1) Other multiple heads assemblies are available. Please contact our customer service or your representative.
- 2) For replacement glass, please consult page 199,

65th SERIES (65)

Large series

Catalog number example

36502-CH01-LD10C
Size Collection Mounting Glass Finish Option LED
 or

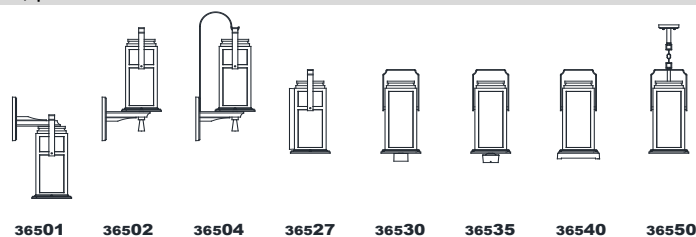
36502-CH01C
Size Collection Mounting Glass Finish Option Candelabra

Large series

Model		Description	PRICE FOR FINISHES	Base price adder		
				Glass	Finishes	Options
			01, 03, 06, 09, 10, 20, 21, 27, 29, 39, 40, 49, 50, 51, 52, 53, 54	AC, CS, DP, GC, MC, MW, MY, WP, WR	04, 05, 07, 08, 46, 47, 48	LED (3000K)
			Glass: CH or CP			Candelabra
						C
						LD10C LD20C
36501	downlight wall mount, open bottom		487 \$	29 \$	42 \$	45 \$ 60 \$ 92 \$
36502	uplight wall mount		510 \$	29 \$	42 \$	45 \$ 60 \$ 92 \$
36504	uplight wall mount		571 \$	29 \$	42 \$	45 \$ 60 \$ 92 \$
36527	downlight wall mount, open bottom		487 \$	29 \$	42 \$	45 \$ 60 \$ 92 \$
36530	post mount		473 \$	29 \$	42 \$	45 \$ 60 \$ 92 \$
36535	3" square post mount		473 \$	29 \$	42 \$	45 \$ 60 \$ 92 \$
36540	pedestal mount		510 \$	29 \$	42 \$	45 \$ 60 \$ 92 \$
36550	chain mount, open bottom		473 \$	29 \$	42 \$	45 \$ 60 \$ 92 \$

NOTES

1) For multiple heads assemblies, please see below



65th SERIES (65)

Large series, multiple heads

Catalog number example

36502-CH01-2A-LD10C
Size Collection Mounting Glass Finish 2: No. of fixture around the pole A: Mounting on the side Option LED
 or

36502-CH01C-2A
Size Collection Mounting Glass Finish 2: No. of fixture around the pole A: Mounting on the side Option Candelabra

Large series

Model		Description	PRICE FOR FINISHES	Base price adder		
				Glass	Finishes	Options
			01, 03, 06, 09, 10, 20, 21, 27, 29, 39, 40, 49, 50, 51, 52, 53, 54	AC, CS, DP, GC, MC, MW, MY, WP, WR	04, 05, 07, 08, 46, 47, 48	LED (3000K)
			Glass: CH or CP			Candelabra
						C
						LD10C LD20C
36501	2A	2 heads down open bottom@ 180°	1,098 \$	59 \$	85 \$	90 \$ 119 \$ 185 \$
	3A	3 heads down open bottom@ 120°	1,600 \$	88 \$	127 \$	135 \$ 180 \$ 277 \$
36502	2A	2 heads up @ 180°	1,148 \$	59 \$	85 \$	90 \$ 119 \$ 185 \$
	3A	3 heads up @ 120°	1,676 \$	88 \$	127 \$	135 \$ 180 \$ 277 \$

NOTES

- Other multiple heads assemblies are available. Please contact our customer service or your representative.
- For replacement glass, please consult page 199,

65th SERIES (66)

Small series

Catalog number example

16602-CH01-LD10C

Size: 16602 | Mounting: CH | Glass: 01 | Finish: LD | Option LED: 10C

or **16602-CH01C**

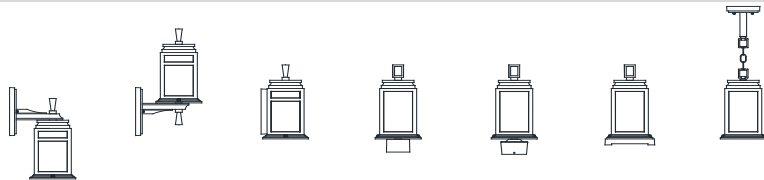
Size: 16602 | Mounting: CH | Glass: 01 | Finish: C | Option Candelabra

Small series

Small series		Base price adder				
		PRICE FOR FINISHES	Glass	Finishes	Options	
Model	Description	01, 03, 06, 09, 10, 20, 21, 27, 29, 39, 40, 49, 50, 51, 52, 53, 54	AC, CS, DP, GC, MC, MW, MY, WP, WR	04, 05, 07, 08, 46, 47, 48	Candelabra	LED (3000K)
		Glass: CH or CP			C	LD10C
16601	downlight wall mount, open bottom	227 \$	24 \$	18 \$	45 \$	60 \$
16602	uplight wall mount	239 \$	24 \$	18 \$	45 \$	60 \$
16627	downlight wall mount, open bottom	227 \$	24 \$	18 \$	45 \$	60 \$
16630	post mount	214 \$	24 \$	18 \$	45 \$	60 \$
16635	3" square post mount	214 \$	24 \$	18 \$	45 \$	60 \$
16640	pedestal mount	239 \$	24 \$	18 \$	45 \$	60 \$
16650	chain mount, open bottom	214 \$	24 \$	18 \$	45 \$	60 \$

NOTES

1) For multiple heads assemblies, please see below



16601 16602 16627 16630 16635 16640 16650

65th SERIES (66)

Small series, multiple heads

Catalog number example

16602-CH01-2A-LD10C

Size: 16602 | Mounting: CH | Glass: 01 | Finish: LD | Option LED: 10C

2: No. of fixture around the pole
A: Mounting on the side

or **16602-CH01C-2A**

Size: 16602 | Mounting: CH | Glass: 01 | Finish: C | Option Candelabra: 2A

2: No. of fixture around the pole
A: Mounting on the side

Small series

Small series		Base price adder				
		PRICE FOR FINISHES	Glass	Finishes	Options	
Model	Description	01, 03, 06, 09, 10, 20, 21, 27, 29, 39, 40, 49, 50, 51, 52, 53, 54	AC, CS, DP, GC, MC, MW, MY, WP, WR	04, 05, 07, 08, 46, 47, 48	Candelabra	LED (3000K)
		Glass: CH or CP			C	LD10C
16601	2A 2 heads down open bottom @ 180°	562 \$	49 \$	36 \$	90 \$	119 \$
	3A 3 heads down open bottom @ 120°	797 \$	75 \$	54 \$	135 \$	180 \$
16602	2A 2 heads up @ 180°	587 \$	49 \$	36 \$	90 \$	119 \$
	3A 3 heads up @ 120°	834 \$	75 \$	54 \$	135 \$	180 \$

NOTES

- 1) Other multiple heads assemblies are available. Please contact our customer service or your representative.
- 2) For replacement glass, please consult page 199,

65th SERIES (66)

Medium series

Catalog number example

26602-CH01-LD10C
Size: 26602, Mounting: CH, Glass: 01, Finish: LD, Option LED: 10C

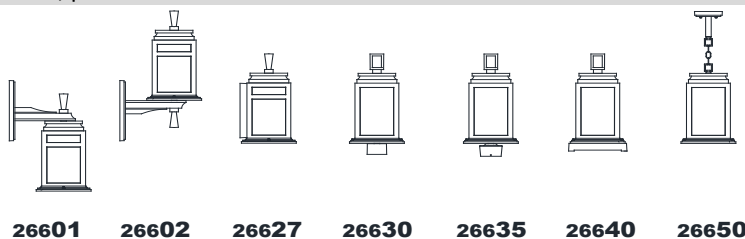
or 26602-CH01C
Size: 26602, Mounting: CH, Glass: 01, Option Candelabra: C

Medium series

Medium series		Base price adder				
		PRICE FOR FINISHES	Glass	Finishes	Options	
Model	Description	01, 03, 06, 09, 10, 20, 21, 27, 29, 39, 40, 49, 50, 51, 52, 53, 54	AC, CS, DP, GC, MC, MW, MY, WP, WR	04, 05, 07, 08, 46, 47, 48	Candelabra	LED (3000K)
		Glass: CH or CP			C	LD10C
26601	downlight wall mount, open bottom	338 \$	24 \$	28 \$	45 \$	60 \$
26602	uplight wall mount	350 \$	24 \$	28 \$	45 \$	60 \$
26627	downlight wall mount, open bottom	338 \$	24 \$	28 \$	45 \$	60 \$
26630	post mount	324 \$	24 \$	28 \$	45 \$	60 \$
26635	3" square post mount	324 \$	24 \$	28 \$	45 \$	60 \$
26640	pedestal mount	350 \$	24 \$	28 \$	45 \$	60 \$
26650	chain mount, open bottom	324 \$	24 \$	28 \$	45 \$	60 \$

NOTES

1) For multiple heads assemblies, please see below



65th SERIES (66)

Medium series, multiple heads

Catalog number example

26602-CH01-2A-LD10C
Size: 26602, Mounting: CH, Glass: 01, Finish: LD, Option LED: 10C, 2: No. of fixture around the pole, A: Mounting on the side

or 26602-CH01C-2A
Size: 26602, Mounting: CH, Glass: 01, Option Candelabra: C, 2: No. of fixture around the pole, A: Mounting on the side

Medium series

Medium series		Base price adder				
		PRICE FOR FINISHES	Glass	Finishes	Options	
Model	Description	01, 03, 06, 09, 10, 20, 21, 27, 29, 39, 40, 49, 50, 51, 52, 53, 54	AC, CS, DP, GC, MC, MW, MY, WP, WR	04, 05, 07, 08, 46, 47, 48	Candelabra	LED (3000K)
		Glass: CH or CP			C	LD10C
26601	2A 2 heads down open bottom@ 180°	792 \$	49 \$	57 \$	90 \$	119 \$
	3A 3 heads down open bottom@ 120°	1,138 \$	75 \$	85 \$	135 \$	180 \$
26602	2A 2 heads up @ 180°	817 \$	49 \$	57 \$	90 \$	119 \$
	3A 3 heads up @ 120°	1,177 \$	75 \$	85 \$	135 \$	180 \$

NOTES

- 1) Other multiple heads assemblies are available. Please contact our customer service or your representative.
- 2) For replacement glass, please consult page 199,

65th SERIES (66)

Large series

Catalog number example

36602-CH01-LD10C

Size: 36602, Mounting: CH, Glass: 01, Finish: LD, Option LED: 10C

or 36602-CH01C

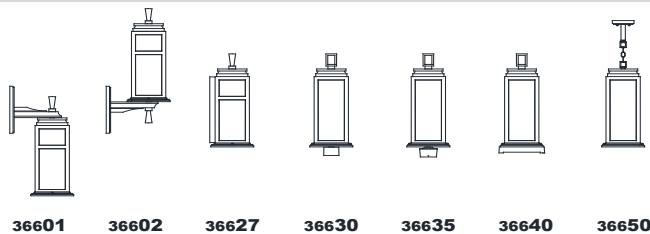
Size: 36602, Mounting: CH, Glass: 01, Finish: C, Option Candelabra

Large series

Large series		Base price adder				
Model	Description	PRICE FOR FINISHES	Glass	Finishes	Options	
		01, 03, 06, 09, 10, 20, 21, 27, 29, 39, 40, 49, 50, 51, 52, 53, 54	AC, CS, DP, GC, MC, MW, MY, WP, WR	04, 05, 07, 08, 46, 47, 48	Candelabra	LED (3000K)
		Glass: CH or CP			C	LD10C LD20C
36601	downlight wall mount, open bottom	479 \$	29 \$	42 \$	45 \$	60 \$ 92 \$
36602	uplight wall mount	503 \$	29 \$	42 \$	45 \$	60 \$ 92 \$
36627	downlight wall mount, open bottom	479 \$	29 \$	42 \$	45 \$	60 \$ 92 \$
36630	post mount	467 \$	29 \$	42 \$	45 \$	60 \$ 92 \$
36635	3" square post mount	467 \$	29 \$	42 \$	45 \$	60 \$ 92 \$
36640	pedestal mount	503 \$	29 \$	42 \$	45 \$	60 \$ 92 \$
36650	chain mount, open bottom	467 \$	29 \$	42 \$	45 \$	60 \$ 92 \$

NOTES

1) For multiple heads assemblies, please see below



65th SERIES (66)

Large series, multiple heads

Catalog number example

36602-CH01-2A-LD10C

Size: 36602, Mounting: CH, Glass: 01, Finish: LD, Option LED: 10C, 2: No. of fixture around the pole, A: Mounting on the side

or 36602-CH01C-2A

Size: 36602, Mounting: CH, Glass: 01, Finish: C, Option Candelabra, 2: No. of fixture around the pole, A: Mounting on the side

Large series

Large series		Base price adder				
Model	Description	PRICE FOR FINISHES	Glass	Finishes	Options	
		01, 03, 06, 09, 10, 20, 21, 27, 29, 39, 40, 49, 50, 51, 52, 53, 54	AC, CS, DP, GC, MC, MW, MY, WP, WR	04, 05, 07, 08, 46, 47, 48	Candelabra	LED (3000K)
		Glass: CH or CP			C	LD10C LD20C
36601	2A 2 heads down open bottom@ 180°	1,083 \$	59 \$	85 \$	90 \$	119 \$ 185 \$
	3A 3 heads down open bottom@ 120°	1,577 \$	88 \$	127 \$	135 \$	180 \$ 277 \$
36602	2A 2 heads up @ 180°	1,134 \$	59 \$	85 \$	90 \$	119 \$ 185 \$
	3A 3 heads up @ 120°	1,654 \$	88 \$	127 \$	135 \$	180 \$ 277 \$

NOTES

- 1) Other multiple heads assemblies are available. Please contact our customer service or your representative.
- 2) For replacement glass, please consult page 199,

65th SERIES (67)

Small series

Catalog number example

$\frac{\text{Size}}{\text{Collection}}$
 $\frac{\text{Mounting}}{\text{Glass}}$
 $\frac{\text{Finish}}{\text{Option LED}}$
 16702-CH01-LD10C

 or

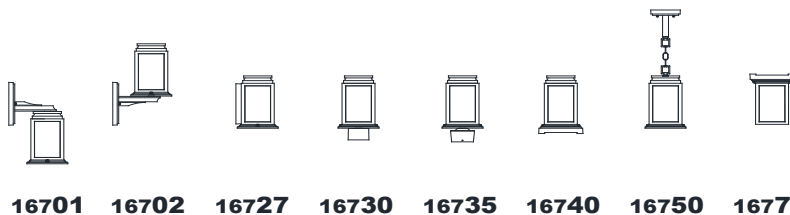
 $\frac{\text{Size}}{\text{Collection}}$
 $\frac{\text{Mounting}}{\text{Glass}}$
 $\frac{\text{Finish}}{\text{Option Candelabra}}$
 16702-CH01C

Small series

Model		Description	PRICE FOR FINISHES 01, 03, 06, 09, 10, 20, 21, 27, 29, 39, 40, 49, 50, 51, 52, 53, 54 Glass: CH or CP	Base price adder		
				Glass	Finishes	Options
				AC, CS, DP, GC, MC, MW, MY, WP, WR	04, 05, 07, 08, 46, 47, 48	Candelabra LED (3000K)
						C LD10C
16701	downlight wall mount, open bottom		227 \$	24 \$	18 \$	45 \$ 60 \$
16702	uplight wall mount		239 \$	24 \$	18 \$	45 \$ 60 \$
16727	downlight wall mount, open bottom		227 \$	24 \$	18 \$	45 \$ 60 \$
16730	post mount		214 \$	24 \$	18 \$	45 \$ 60 \$
16735	3" square post mount		214 \$	24 \$	18 \$	45 \$ 60 \$
16740	pedestal mount		239 \$	24 \$	18 \$	45 \$ 60 \$
16750	chain mount, open bottom		214 \$	24 \$	18 \$	45 \$ 60 \$
16770	ceiling mount, open bottom		239 \$	24 \$	18 \$	45 \$ 60 \$

NOTES

1) For multiple heads assemblies, please see below



65th SERIES (67)

Small series, multiple heads

Catalog number example

$\frac{\text{Size}}{\text{Collection}}$
 $\frac{\text{Mounting}}{\text{Glass}}$
 $\frac{\text{Finish}}{\text{Option LED}}$
 16702-CH01-2A-LD10C

 or

 $\frac{\text{Size}}{\text{Collection}}$
 $\frac{\text{Mounting}}{\text{Glass}}$
 $\frac{\text{Finish}}{\text{Option Candelabra}}$
 16702-CH01C-2A

2: No. of fixture around the pole
A: Mounting on the side

Small series

Model		Description	PRICE FOR FINISHES 01, 03, 06, 09, 10, 20, 21, 27, 29, 39, 40, 49, 50, 51, 52, 53, 54 Glass: CH or CP	Base price adder		
				Glass	Finishes	Options
				AC, CS, DP, GC, MC, MW, MY, WP, WR	04, 05, 07, 08, 46, 47, 48	Candelabra LED (3000K)
						C LD10C
16701	2A	2 heads down open bottom @ 180°	562 \$	49 \$	36 \$	90 \$ 119 \$
	3A	3 heads down open bottom @ 120°	797 \$	75 \$	54 \$	135 \$ 180 \$
16702	2A	2 heads up @ 180°	587 \$	49 \$	36 \$	90 \$ 119 \$
	3A	3 heads up @ 120°	834 \$	75 \$	54 \$	135 \$ 180 \$

NOTES

1) Other multiple heads assemblies are available. Please contact our customer service or your representative.
2) For replacement glass, please consult page 199,

65th SERIES (67)

Medium series

Catalog number example

26702-CH01-LD10C
Size | Mounting | Glass | Finish | Option LED
Collection

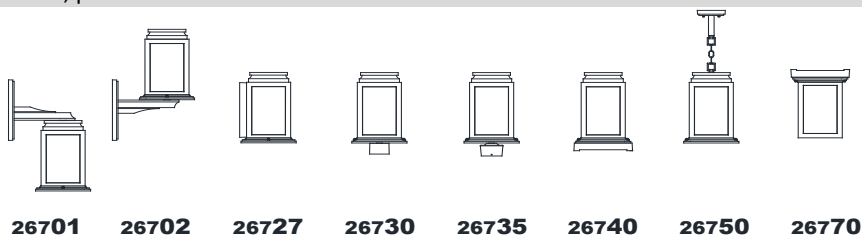
or 26702-CH01C
Size | Mounting | Glass | Finish | Option Candelabra
Collection

Medium series

Medium series		Base price adder			
Model	Description	PRICE FOR FINISHES	Glass	Finishes	Options
		01, 03, 06, 09, 10, 20, 21, 27, 29, 39, 40, 49, 50, 51, 52, 53, 54	AC, CS, DP, GC, MC, MW, MY, WP, WR	04, 05, 07, 08, 46, 47, 48	Candelabra LED (3000K) C LD10C
26701	downlight wall mount, open bottom	338 \$	24 \$	28 \$	45 \$ 60 \$
26702	uplight wall mount	350 \$	24 \$	28 \$	45 \$ 60 \$
26727	downlight wall mount, open bottom	338 \$	24 \$	28 \$	45 \$ 60 \$
26730	post mount	324 \$	24 \$	28 \$	45 \$ 60 \$
26735	3" square post mount	324 \$	24 \$	28 \$	45 \$ 60 \$
26740	pedestal mount	350 \$	24 \$	28 \$	45 \$ 60 \$
26750	chain mount, open bottom	350 \$	24 \$	28 \$	45 \$ 60 \$
26770	ceiling mount, open bottom	350 \$	24 \$	28 \$	45 \$ 60 \$

NOTES

1) For multiple heads assemblies, please see below



65th SERIES (67)

Medium series, multiple heads

Catalog number example

26702-CH01-2A-LD10C
Size | Mounting | Glass | Finish | 2: No. of fixture around the pole | Option LED
Collection | A: Mounting on the side

or 26702-CH01C-2A
Size | Mounting | Glass | Finish | 2: No. of fixture around the pole | Option Candelabra
Collection | A: Mounting on the side

Medium series

Medium series		Base price adder			
Model	Description	PRICE FOR FINISHES	Glass	Finishes	Options
		01, 03, 06, 09, 10, 20, 21, 27, 29, 39, 40, 49, 50, 51, 52, 53, 54	AC, CS, DP, GC, MC, MW, MY, WP, WR	04, 05, 07, 08, 46, 47, 48	Candelabra LED (3000K) C LD10C
26701 2A	2 heads down open bottom@ 180°	792 \$	49 \$	57 \$	90 \$ 119 \$
26701 3A	3 heads down open bottom@ 120°	1,138 \$	75 \$	85 \$	135 \$ 180 \$
26702 2A	2 heads up @ 180°	817 \$	49 \$	57 \$	90 \$ 119 \$
26702 3A	3 heads up @ 120°	1,177 \$	75 \$	85 \$	135 \$ 180 \$

NOTES

- 1) Other multiple heads assemblies are available. Please contact our customer service or your representative.
- 2) For replacement glass, please consult page 199,

65th SERIES (67)

Large series

Catalog number example

36702-CH01-LD10C
Size | Mounting | Glass | Finish | Option LED
Collection
 or

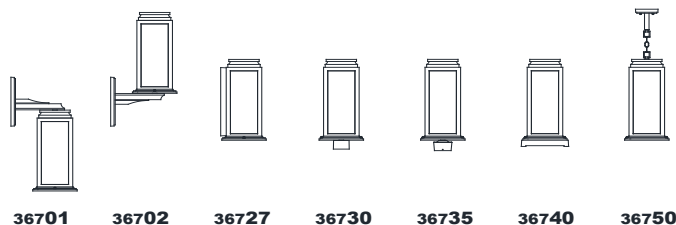
36702-CH01C
Size | Mounting | Glass | Finish | Option Candelabra
Collection

Large series

Model		Description	PRICE FOR FINISHES	Base price adder			
				Glass	Finishes	Options	
			01, 03, 06, 09, 10, 20, 21, 27, 29, 39, 40, 49, 50, 51, 52, 53, 54	AC, CS, DP, GC, MC, MW, MY, WP, WR	04, 05, 07, 08, 46, 47, 48	LED (3000K)	
			Glass: CH or CP			Candelabra	LD10C
						C	
36701	downlight wall mount, open bottom		479 \$	29 \$	42 \$	45 \$	60 \$ 92 \$
36702	uplight wall mount		503 \$	29 \$	42 \$	45 \$	60 \$ 92 \$
36727	downlight wall mount, open bottom		479 \$	29 \$	42 \$	45 \$	60 \$ 92 \$
36730	post mount		467 \$	29 \$	42 \$	45 \$	60 \$ 92 \$
36735	3" square post mount		467 \$	29 \$	42 \$	45 \$	60 \$ 92 \$
36740	pedestal mount		503 \$	29 \$	42 \$	45 \$	60 \$ 92 \$
36750	chain mount, open bottom		467 \$	29 \$	42 \$	45 \$	60 \$ 92 \$

NOTES

1) For multiple heads assemblies, please see below



65th SERIES (67)

Large series, multiple heads

Catalog number example

36702-CH01-2A-LD10C
Size | Mounting | Glass | Finish | 2: No. of fixture around the pole | Option LED
Collection
 or

36702-CH01C-2A
Size | Mounting | Glass | Finish | Option Candelabra | 2: No. of fixture around the pole
Collection

Large series

Model		Description	PRICE FOR FINISHES	Base price adder			
				Glass	Finishes	Options	
			01, 03, 06, 09, 10, 20, 21, 27, 29, 39, 40, 49, 50, 51, 52, 53, 54	AC, CS, DP, GC, MC, MW, MY, WP, WR	04, 05, 07, 08, 46, 47, 48	LED (3000K)	
			Glass: CH or CP			Candelabra	LD10C
						C	
36701	2A	2 heads down open bottom @ 180°	1,083 \$	59 \$	85 \$	90 \$	119 \$ 185 \$
	3A	3 heads down open bottom @ 120°	1,577 \$	88 \$	127 \$	135 \$	180 \$ 277 \$
36702	2A	2 heads up @ 180°	1,134 \$	59 \$	85 \$	90 \$	119 \$ 185 \$
	3A	3 heads up @ 120°	1,654 \$	88 \$	127 \$	135 \$	180 \$ 277 \$

NOTES

- 1) Other multiple heads assemblies are available. Please contact our customer service or your representative.
- 2) For replacement glass, please consult page 199,

BARCELONA (69)

Small series

Catalog number example

16924-CH01-LD10C

Size | Mounting | Glass | Finish | Option LED

Collection

or 16924-CH01D

Size | Mounting | Glass | Finish | Candelabra and downlight

Collection

Small series

Base price adder

D = Candelabra at the bottom and medium base socket in the hat. Also available with medium base socket only, replace "D" by "MD" C = Candelabra only	PRICE FOR FINISHES	Glass		Finishes	Options	
	01, 03, 06, 09, 10, 20, 21, 27, 29, 39, 40, 49, 50, 51, 52, 53, 54	AC, CP, CS, DP, GB, GC, MC, MW, MY, SB, WP, WR	TA, TB, TC, TD	04, 05, 07, 08, 46, 47, 48	Candelabra + Socket A-19	LED (3000K)
Model	Description	Glass: CB or CH			D	LD10C
16920	D upright wall mount, stem	213 \$	24 \$	134 \$	18 \$	60 \$
16924	D upright wall mount	202 \$	24 \$	134 \$	18 \$	60 \$
16927	D downlight wall mount, closed bottom	182 \$	24 \$	134 \$	18 \$	60 \$
16930	D post mount	167 \$	24 \$	134 \$	18 \$	60 \$
16940	D pedestal mount	221 \$	24 \$	134 \$	18 \$	60 \$
16955	C chain mount, closed bottom	184 \$	24 \$	134 \$	18 \$	60 \$
16955	MD chain mount, closed bottom	184 \$	24 \$	134 \$	18 \$	60 \$

NOTES

- 1) For multiple heads assemblies, see following page.
- 2) For replacement glass, please consult page 199,



16920



16924



16927



16930



16940




16955

BARCELONA (69)

Small series, multiple heads

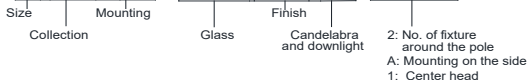
Catalog number example

16924-CH01-2A-LD10C



or

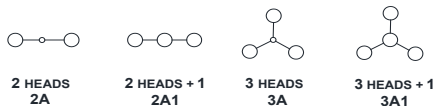
16924-CH01D-2A1



Small series

Base price adder

D = Candelabra at the bottom and medium base socket in the hat. Also available with medium base socket only, replace "D" by "MD"	PRICE FOR FINISHES	Glass		Finishes	Options	
	01, 03, 06, 09, 10, 20, 21, 27, 29, 39, 40, 49, 50, 51, 52, 53, 54	AC, CP, CS, DP, GB, GC, MC, MW, MY, SB, WP, WR	TA, TB, TC, TD	04, 05, 07, 08, 46, 47, 48	Candelabra + Socket A-19	LED (3000K)
Model	Description	Glass: CB or CH			D	LD10C
16920 D 2A	2 heads up, stem @ 180°	533 \$	49 \$	269 \$	36 \$	119 \$
2A1	2 heads @ 180° + 1 center head	687 \$	75 \$	403 \$	54 \$	180 \$
3A	3 heads up, stem @ 120°	727 \$	75 \$	403 \$	54 \$	180 \$
3A1	3 heads @ 120° + 1 center head	888 \$	99 \$	538 \$	71 \$	239 \$
16924 D 2A	2 heads up @ 180°	513 \$	49 \$	269 \$	36 \$	119 \$
2A1	2 heads @ 180° + 1 center head	665 \$	75 \$	403 \$	54 \$	180 \$
3A	3 heads up @ 120°	696 \$	75 \$	403 \$	54 \$	180 \$
3A1	3 heads @ 120° + 1 center head	854 \$	99 \$	538 \$	71 \$	239 \$



NOTES

- 1) Other multiple heads assemblies are available. Please contact our customer service or your representative.
- 2) For replacement glass, please consult page 199,

BARCELONA (69)

Medium series

Catalog number example

26924-CH01-LD10C

Size: 26924, Mounting: CH, Glass: 01, Finish: LD, Option LED: 10C

or

26924-CH01D

Size: 26924, Mounting: CH, Glass: 01, Finish: D, Candelabra and downlight

Medium series

Base price adder

D = Candelabra at the bottom and medium base socket in the hat. Also available with medium base socket only, replace "D" by "MD" C = Candelabra only	PRICE FOR FINISHES	Glass		Finishes	Options	
	01, 03, 06, 09, 10, 20, 21, 27, 29, 39, 40, 49, 50, 51, 52, 53, 54	AC, CP, CS, DP, GB, GC, MC, MW, MY, SB, WP, WR	TA, TB, TC, TD	04, 05, 07, 08, 46, 47, 48	Candelabra + Socket A-19	LED (3000K)
Model	Description	Glass: CB or CH	WP, WR	TA, TB, TC, TD	D	LD10C
26920	D upright wall mount, stem	380 \$	24 \$	149 \$	28 \$	60 \$
26924	D upright wall mount	360 \$	24 \$	149 \$	28 \$	60 \$
26927	D downlight wall mount, closed bottom	351 \$	24 \$	149 \$	28 \$	60 \$
26930	D post mount	340 \$	24 \$	149 \$	28 \$	60 \$
26940	D pedestal mount	396 \$	24 \$	149 \$	28 \$	60 \$
26955	C chain mount, closed bottom	373 \$	24 \$	149 \$	28 \$	60 \$
26955	MD chain mount, closed bottom	373 \$	24 \$	149 \$	28 \$	60 \$

NOTES

- 1) For multiple heads assemblies, see following page.
- 2) For replacement glass, please consult page 199,



26920



26924



26927



26930



26940



26955

BARCELONA (69)

Medium series, multiple heads

Catalog number example

26924-CH01-2A-LD10C

Size: Collection, Mounting, Glass, Finish, 2: No. of fixture around the pole, Option LED, A: Mounting on the side

or

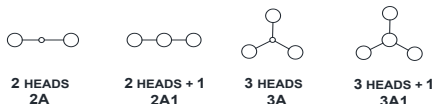
26924-CH01D-2A1

Size: Collection, Mounting, Glass, Finish, Candelabra and downlight, 2: No. of fixture around the pole, A: Mounting on the side, 1: Center head

Medium series

Base price adder

D = Candelabra at the bottom and medium base socket in the hat. Also available with medium base socket only, replace "D" by "MD"	PRICE FOR FINISHES	Glass		Finishes	Options	
	01, 03, 06, 09, 10, 20, 21, 27, 29, 39, 40, 49, 50, 51, 52, 53, 54	AC, CP, CS, DP, GB, GC, MC, MW, MY, SB, WP, WR	TA, TB, TC, TD	04, 05, 07, 08, 46, 47, 48	Candelabra + Socket A-19	LED (3000K)
Model	Description	Glass: CB or CH			D	LD10C
26920 D 2A	2 heads up, stem @ 180°	846 \$	49 \$	299 \$	57 \$	119 \$
2A1	2 heads @ 180° + 1 center head	1,174 \$	75 \$	448 \$	85 \$	180 \$
3A	3 heads up, stem @ 120°	1,206 \$	75 \$	448 \$	85 \$	180 \$
3A1	3 heads @ 120° + 1 center head	1,535 \$	99 \$	598 \$	113 \$	239 \$
26924 D 2A	2 heads up @ 180°	835 \$	49 \$	299 \$	57 \$	119 \$
2A1	2 heads @ 180° + 1 center head	1,139 \$	75 \$	448 \$	85 \$	180 \$
3A	3 heads up @ 120°	1,160 \$	75 \$	448 \$	85 \$	180 \$
3A1	3 heads @ 120° + 1 center head	1,483 \$	99 \$	598 \$	113 \$	239 \$



NOTES

- 1) Other multiple heads assemblies are available. Please contact our customer service or your representative.
- 2) For replacement glass, please consult page 199,

BARCELONA (69)

Large series

Catalog number example



Large series

Base price adder

D = Candelabra at the bottom and medium base socket in the hat. Also available with medium base socket only, replace "D" by "MD"	PRICE FOR FINISHES	Glass		Finishes	Options		
	01, 03, 06, 09, 10, 20, 21, 27, 29, 39, 40, 49, 50, 51, 52, 53, 54	AC, CP, CS, DP, GB, GC, MC, MW, MY, SB, WP, WR	TA, TB, TC, TD	04, 05, 07, 08, 46, 47, 48	Candelabra + Socket A-19	LED (3000K)	
Model	Description	Glass: CB or CH	WP, WR	TA, TB, TC, TD	D	LD10C	LD20C
36920	D upright wall mount, stem	467 \$	29 \$	164 \$	42 \$	60 \$	92 \$
36924	D upright wall mount	448 \$	29 \$	164 \$	42 \$	60 \$	92 \$
36927	D downlight wall mount, closed bottom	429 \$	29 \$	164 \$	42 \$	60 \$	92 \$
36930	D post mount	416 \$	29 \$	164 \$	42 \$	60 \$	92 \$
36940	D pedestal mount	470 \$	29 \$	164 \$	42 \$	60 \$	92 \$
36955	C chain mount, closed bottom	455 \$	29 \$	164 \$	42 \$	60 \$	92 \$
36955	MD chain mount, closed bottom	455 \$	29 \$	164 \$	42 \$		

NOTES

- 1) For multiple heads assemblies, see following page.
- 2) For replacement glass, please consult page 199,



36920



36924



36927



36930



36940



36955

BARCELONA (69)

Large series, multiple heads

Catalog number example

36924-CH01-2A-LD10C

Size: 36924, Collection: CH, Mounting: 01, Glass: 2A, Finish: LD, Option LED: 10C
 2: No. of fixture around the pole
 A: Mounting on the side

or

36924-CH01D-2A1

Size: 36924, Collection: CH, Mounting: 01, Glass: 2A, Finish: LD, Candelabra and downlight: 10C, Option LED: 1
 2: No. of fixture around the pole
 A: Mounting on the side
 1: Center head

Large series

Base price adder

D = Candelabra at the bottom and medium base socket in the hat. Also available with medium base socket only, replace "D" by "MD"	PRICE FOR FINISHES	Glass		Finishes	Options		
		AC, CP, CS, DP, GB, GC, MC, MW, MY, SB, WP, WR	TA, TB, TC, TD	04, 05, 07, 08, 46, 47, 48	LED (3000K)		
Model	Description	Glass: CB or CH			Candelabra + Socket A-19	LD10C	LD20C
36920 D 2A	2 heads up, stem @ 180°	1,017 \$	59 \$	328 \$	85 \$	119 \$	185 \$
2A1	2 heads @ 180° + 1 center head	1,372 \$	88 \$	492 \$	127 \$	180 \$	277 \$
3A	3 heads up, stem @ 120°	1,464 \$	88 \$	492 \$	127 \$	180 \$	277 \$
3A1	3 heads @ 120° + 1 center head	1,817 \$	118 \$	655 \$	169 \$	239 \$	369 \$
36924 D 2A	2 heads up @ 180°	981 \$	59 \$	328 \$	85 \$	119 \$	185 \$
2A1	2 heads @ 180° + 1 center head	1,335 \$	88 \$	492 \$	127 \$	180 \$	277 \$
3A	3 heads up @ 120°	1,411 \$	88 \$	492 \$	127 \$	180 \$	277 \$
3A1	3 heads @ 120° + 1 center head	1,763 \$	118 \$	655 \$	169 \$	239 \$	369 \$



2 HEADS
2A



2 HEADS + 1
2A1



3 HEADS
3A



3 HEADS + 1
3A1

NOTES

- 1) Other multiple heads assemblies are available. Please contact our customer service or your representative.
- 2) For replacement glass, please consult page 199,

ALTO I, II, and III

Medium series

Catalog number example

27026-WR01

Size Mounting Finish
 Collection Glass

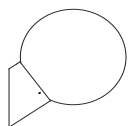
Medium series

Base price adder

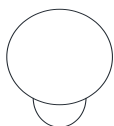
Model	Description	PRICE FOR FINISHES	Finishes
		01, 03, 06, 09, 10, 20, 21, 27, 29, 39, 40, 49, 50, 51, 52, 53, 54	04, 05, 07, 08, 46, 47, 48
		Glass: WR	
27026	Alto I, wall light	148.50 \$	28 \$
27126	Alto II, wall light	157.50 \$	28 \$
27226	Alto III, wall light	157.50 \$	28 \$

NOTES

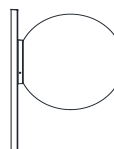
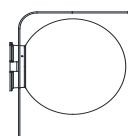
1) For replacement globe, please consult page 199,



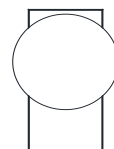
27026
ALTO I



27126
ALTO II



27226
ALTO III



ARLINGTON (78)

Medium series

Catalog number example

27865-CH01-LD10C
Size Mounting Glass Finish Option LED
Collection

or

27865-CH01
Size Mounting Glass Finish
Collection

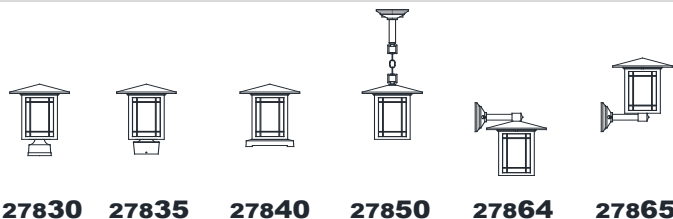
Medium series

Base price adder

Model	Description	PRICE FOR FINISHES	Glass	Finishes	Options	
		01, 03, 06, 09, 10, 20, 21, 27, 29, 39, 40, 49, 50, 51, 52, 53, 54	AC, CH, CP, CS, DP, GC, MC, MW, MY, WP, WR	04, 05, 07, 08, 46, 47, 48	Candleabra	LED (3000K)
		Glass: TH			C	LD10C
27830	post mount	155 \$	24 \$	28 \$	45 \$	60 \$
27835	3" square post mount	155 \$	24 \$	28 \$	45 \$	60 \$
27840	pedestal mount	184 \$	24 \$	28 \$	45 \$	60 \$
27850	chain mount, open bottom	166 \$	24 \$	28 \$	45 \$	60 \$
27864	downlight wall mount, open bottom	155 \$	24 \$	28 \$	45 \$	60 \$
27865	uplight wall mount	174 \$	24 \$	28 \$	45 \$	60 \$

NOTES

1) For multiple heads assemblies, please see below



ARLINGTON (78)

Medium series, multiple heads

Catalog number example

27865-CH01-2A-LD10C
Size Mounting Glass Finish 2: No. of fixture around the pole Option LED
Collection

or

27865-CH01-2A
Size Mounting Glass Finish 2: No. of fixture around the pole
Collection

Medium series

Base price adder

Model	Description	PRICE FOR FINISHES	Glass	Finishes	Options	
		01, 03, 06, 09, 10, 20, 21, 27, 29, 39, 40, 49, 50, 51, 52, 53, 54	AC, CH, CP, CS, DP, GC, MC, MW, MY, WP, WR	04, 05, 07, 08, 46, 47, 48	Candleabra	LED (3000K)
		Glass: TH			C	LD10C
27864 2A	2 heads down open bottom @ 180°	491 \$	49 \$	57 \$	90 \$	119 \$
27865 2A	2 heads up @ 180°	522 \$	49 \$	57 \$	90 \$	119 \$

NOTES

1) Other multiple heads assemblies are available. Please contact our customer service or your representative.
 2) For replacement glass, please consult page 199.

ARLINGTON (78)

Large series

Catalog number example

37865-CH01-LD10C or 37865-CH01

Size | Mounting | Glass | Finish | Option LED | Size | Mounting | Glass | Finish

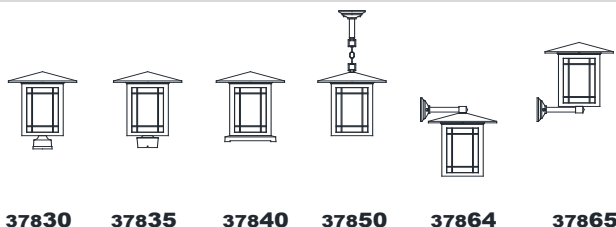
Large series

Base price adder

Model	Description	PRICE FOR FINISHES	Glass	Finishes	Options	
		01, 03, 06, 09, 10, 20, 21, 27, 29, 39, 40, 49, 50, 51, 52, 53, 54	AC, CH, CP, CS, DP, GC, MC, MW, MY, WP, WR	04, 05, 07, 08, 46, 47, 48	Candleabra C	LED (3000K) LD10C LD20C
37830	post mount	216 \$	29 \$	42 \$	45 \$	60 \$ 92 \$
37835	3" square post mount	216 \$	29 \$	42 \$	45 \$	60 \$ 92 \$
37840	pedestal mount	245 \$	29 \$	42 \$	45 \$	60 \$ 92 \$
37850	chain mount, open bottom	234 \$	29 \$	42 \$	45 \$	60 \$ 92 \$
37864	downlight wall mount, open bottom	216 \$	29 \$	42 \$	45 \$	60 \$ 92 \$
37865	uplight wall mount	252 \$	29 \$	42 \$	45 \$	60 \$ 92 \$

NOTES

1) For multiple heads assemblies, please see below



ARLINGTON (78)

Large series, multiple heads

Catalog number example

37865-CH01-2A-LD10C or 37865-CH01-2A

Size | Mounting | Glass | Finish | Option LED | Size | Mounting | Glass | Finish

2: No. of fixture around the pole
A: Mounting on the side

Large series

Base price adder

Model	Description	PRICE FOR FINISHES	Glass	Finishes	Options	
		01, 03, 06, 09, 10, 20, 21, 27, 29, 39, 40, 49, 50, 51, 52, 53, 54	AC, CH, CP, CS, DP, GC, MC, MW, MY, WP, WR	04, 05, 07, 08, 46, 47, 48	Candleabra C	LED (3000K) LD10C LD20C
37864 2A	2 heads down open bottom @ 180°	598 \$	59 \$	85 \$	90 \$	119 \$ 185 \$
37865 2A	2 heads up @ 180°	633 \$	59 \$	85 \$	90 \$	119 \$ 185 \$

NOTES

- 1) Other multiple heads assemblies are available. Please contact our customer service or your representative.
- 2) For replacement glass, please consult page 199,

GLASGOW (88)

Small series

Catalog number example

18824-CH01-LD10C

Size: 18824, Mounting: CH, Glass: 01, Finish: LD, Option LED: 10C

or 18824-CH01

Size: 18824, Mounting: CH, Glass: 01

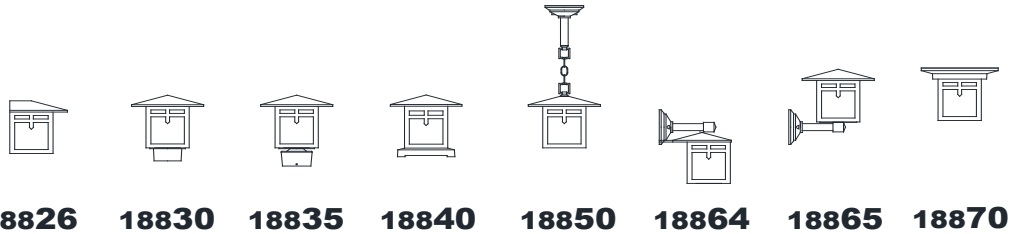
Small series

Base price adder

Model	Description	PRICE FOR FINISHES	Glass	Finishes	Options
		01, 03, 06, 09, 10, 20, 21, 27, 29, 39, 40, 49, 50, 51, 52, 53, 54	AC, CP, CS, DP, GC, MC, WP, WR	04, 05, 07, 08, 46, 47, 48	LED (3000K)
		Glass: CH,MW,MY			LD10C
18826	half-wall mount, open bottom	142 \$	24 \$	18 \$	60 \$
18830	post mount	144 \$	24 \$	18 \$	60 \$
18835	3" square post mount	144 \$	24 \$	18 \$	60 \$
18840	pedestal mount	168 \$	24 \$	18 \$	60 \$
18850	chain mount, open bottom	144 \$	24 \$	18 \$	60 \$
18864	downlight wall mount, open bottom	151 \$	24 \$	18 \$	60 \$
18865	uplight wall mount	165 \$	24 \$	18 \$	60 \$
18870	ceiling mount	205 \$	24 \$	18 \$	60 \$

NOTES

1) For multiple heads assemblies, please see below



GLASGOW (88)

Small series, multiple heads

Catalog number example

18824-CH01-2A-LD10C

Size: 18824, Mounting: CH, Glass: 01, Finish: LD, Option LED: 10C

2: No. of fixture around the pole
A: Mounting on the side

or 18824-CH01-2A

Size: 18824, Mounting: CH, Glass: 01, Finish: 2A

2: No. of fixture around the pole
A: Mounting on the side

Small series

Base price adder

Model	Description	PRICE FOR FINISHES	Glass	Finishes	Options
		01, 03, 06, 09, 10, 20, 21, 27, 29, 39, 40, 49, 50, 51, 52, 53, 54	AC, CP, CS, DP, GC, MC, WP, WR	04, 05, 07, 08, 46, 47, 48	LED (3000K)
		Glass: CH,MW,MY			LD10C
18864 2A	2 heads down open bottom @ 180°	446 \$	49 \$	36 \$	119 \$
18865 2A	2 heads up @ 180°	482 \$	49 \$	36 \$	119 \$

NOTES

- 1) Other multiple heads assemblies are available. Please contact our customer service or your representative.
- 2) For replacement glass, please consult page 199,

GLASGOW (88)

Medium series

Catalog number example

Size **28824** | Mounting **-CH01-** | Finish **LD10C**
Collection | Glass | Option LED
 or

Size **28824** | Mounting **-CH01-** | Finish
Collection | Glass


Medium series

Base price adder

Model	Description	PRICE FOR FINISHES	Glass	Finishes	Options	
		01, 03, 06, 09, 10, 20, 21, 27, 29, 39, 40, 49, 50, 51, 52, 53, 54	AC, CP, CS, DP, GC, MC, WP, WR	04, 05, 07, 08, 46, 47, 48	LED (3000K)	
		Glass: CH,MW,MY			LD10C	LD20C
28826	half-wall mount, open bottom	218 \$	24 \$	28 \$	60 \$	92 \$
28830	post mount	204 \$	24 \$	28 \$	60 \$	92 \$
28835	3" square post mount	204 \$	24 \$	28 \$	60 \$	92 \$
28840	pedestal mount	234 \$	24 \$	28 \$	60 \$	92 \$
28850	chain mount, open bottom	224 \$	24 \$	28 \$	60 \$	92 \$
28864	downlight wall mount, open bottom	204 \$	24 \$	28 \$	60 \$	92 \$
28865	uplight wall mount	230 \$	24 \$	28 \$	60 \$	92 \$

NOTES

1) For multiple heads assemblies, please see below



GLASGOW (88)

Medium series, multiple heads

Catalog number example

Size **28824** | Mounting **-CH01-** | Finish **2A** | **LD10C**
Collection | Glass | 2: No. of fixture around the pole | Option LED | A: Mounting on the side
 or

Size **28824** | Mounting **-CH01-** | Finish **2A**
Collection | Glass | 2: No. of fixture around the pole | A: Mounting on the side

Medium series

Base price adder

Model	Description	PRICE FOR FINISHES	Glass	Finishes	Options	
		01, 03, 06, 09, 10, 20, 21, 27, 29, 39, 40, 49, 50, 51, 52, 53, 54	AC, CP, CS, DP, GC, MC, WP, WR	04, 05, 07, 08, 46, 47, 48	LED (3000K)	
		Glass: CH,MW,MY			LD10C	LD20C
28864 2A	2 heads down open bottom @ 180°	552 \$	49 \$	57 \$	119 \$	185 \$
28865 2A	2 heads up @ 180°	601 \$	49 \$	57 \$	119 \$	185 \$

NOTES

1) Other multiple heads assemblies are available. Please contact our customer service or your representative.
 2) For replacement glass, please consult page 199,

REPLACEMENT GLASS

All glasses are sold in complete kit, except for XL Series

Series	For model numbers:	Product #	Glass codes and/or description	Price	
01	10127	V-220CTOC	side panel	35 \$	
		V-220CTOP	door panel	35 \$	
	20121, 20124, 20127 (no back glass), 20130, 20140, 20150	V-120CT0A	back panel	40 \$	
		V-120CT0C	side panel	40 \$	
		V-120CT0P	door panel	40 \$	
02	10224, 10225, 10230, 10240, 10255, 10284, 10285, 10296, 10299	VG-10220__	CK, MW, SV	81 \$	
	20224, 20225, 20230, 20240, 20255, 20284, 20285, 20296, 20299	VG-20220__	CK, MW, SV	98 \$	
03	10330, 10340, 10350, 10355, 10382, 10386, 10388, 10393, 10397, 10398	V-10320__80	AC, CH, CS, GC, MC, MW, MY, WR	52 \$	
	30330, 30340, 30350, 30355, 30382, 30386, 30388, 30393, 30397, 30398	V-30320__80	AC, CH, CS, GC, MC, MW, MY, WR	71 \$	
04	20430, 20440, 20450, 20455, 20491, 20494, 20495	V-20420__40	AC, CH, CS, DP, GC, MC, MW, MY, SA, WP, WR	72 \$	
	30430, 30440, 30450, 30455, 30491, 30494, 30495	V-30420__40	AC, CH, CS, DP, GC, MC, MW, MY, SA, WP, WR	119 \$	
05 et 06	10530, 10540, 10550, 10567, 10568	VG-10520__	CS, SF, WG, WR	81 \$	
	10630, 10640, 10650, 10667, 10668				
	20530, 20540, 20550, 20567, 20568	VG-20520__	CS, SF, WG, WR	98 \$	
	20630, 20640, 20650, 20667, 20668				
07	10720, 10730	PTA-10720__	WR	22 \$	
	20720, 20730	PTA-20720__	WR	25 \$	
08	20812, 20813, 20816, 20818, 20830, 20840, 20850, 20855	V-27820__40	AC, CH, CP, CS, GC, MC, MW, MY	54 \$	
		V-20820__40	TI	119 \$	
		P-27820__40	DP, WP, WR	54 \$	
	30812, 30813, 30816, 30818, 30830, 30840, 30850, 30855	V-37820__40	AC, CH, CP, CS, GC, MC, MW, MY	72 \$	
		V-30820__40	TI	149 \$	
		P-37820__40	DP, WP, WR	72 \$	
12	11220, 11224, 11227, 11230, 11240, 11250, 11256, 11282, 11286	V-4820__60	AC, CB, CH, CP, CS, GB, GC, MC, MW, MY, SB	39 \$	
		V-4820__60	TA, TB, TC, TD	209 \$	
		P-4820__60	DP, WP, WR	39 \$	
	21220, 21224, 21227, 21230, 21240, 21250, 21256, 21282, 21286	V-6820__60	AC, CB, CH, CP, CS, GB, GC, MC, MW, MY, SB	54 \$	
		V-6820__60	TA, TB, TC, TD	209 \$	
		P-6820__60	DP, WP, WR	54 \$	
	31220, 31224, 31227, 31230, 31240, 31250, 31256, 31282, 31286	V-5820__60	AC, CB, CH, CP, CS, GB, GC, MC, MW, MY, SB	72 \$	
		V-5820__60	TA, TB, TC, TD	209 \$	
		P-5820__60	DP, WP, WR	72 \$	
	41224, 41230, 41240, 41255	For XL Series, price of glass is per panel	V-FLCE__	CH, CS, MC	35 \$
			VT-FLCE__	CB, CP, SB	35 \$
			PTC-FLCE5__	C, W, (polycarbonate)	35 \$
			PTA-FLCE5__	C, W, (acrylic)	35 \$
	13	11312, 11313, 11316, 11330, 11340, 11350, 11356, 11382, 11386	V-4820__60	AC, CB, CH, CP, CS, GB, GC, MC, MW, MY, SB	39 \$
V-4820__60			TA, TB, TC, TD	209 \$	
P-4820__60			DP, WP, WR	39 \$	
21312, 21313, 21316, 21330, 21340, 21350, 21356, 21382, 21386		V-6820__60	AC, CB, CH, CP, CS, GB, GC, MC, MW, MY, SB	54 \$	
		V-6820__60	TA, TB, TC, TD	209 \$	
		P-6820__60	DP, WP, WR	54 \$	
31312, 31313, 31316, 31330, 31340, 31350, 31356, 31382, 31386		V-5820__60	AC, CB, CH, CP, CS, GB, GC, MC, MW, MY, SB	72 \$	
		V-5820__60	TA, TB, TC, TD	209 \$	
		P-5820__60	DP, WP, WR	72 \$	

Series	For model numbers:	Product #	Glass codes and/or description	Price	
14	11412, 11413, 11418, 11430, 11440, 11455, 11457, 11482, 11486	V-4820__60	AC, CB, CH, CP, CS, GB, GC, MC, MW, MY, SB	39 \$	
		V-4820__60	TA, TB, TC, TD	209 \$	
		P-4820__60	DP, WP, WR	39 \$	
	21412, 21413, 21418, 21430, 21440, 21455, 21457, 21482, 21486	V-6820__60	AC, CB, CH, CP, CS, GB, GC, MC, MW, MY, SB	54 \$	
		V-6820__60	TA, TB, TC, TD	209 \$	
		P-6820__60	DP, WP, WR	54 \$	
	31412, 31413, 31418, 31430, 31440, 31455, 31457, 31482, 31486	V-5820__60	AC, CB, CH, CP, CS, GB, GC, MC, MW, MY, SB	72 \$	
		V-5820__60	TA, TB, TC, TD	209 \$	
		P-5820__60	DP, WP, WR	72 \$	
	41424, 41430, 41440, 41455	For XL Series, price of glass is per panel	V-FLCE__	CH, CS, MC	35 \$
			VT-FLCE__	CB, CP, SB	35 \$
			PTC-FLCE5	C, W, (polycarbonate)	35 \$
PTA-FLCE5			C, W, (acrylic)	35 \$	
15	21530, 21540, 21550, 21555, 21560, 21561, 21562, 21563, 21570	V-21520__40	AC, CH, CP, CS, GC, MC, MW, MY	29 \$	
		V-VIN__	A (HA), E (HE)		
		P-21520__40	DP, WP, WR	29 \$	
16	11621, 11627, 11630, 11635, 11636, 11640, 11650	V-11620__40	CP, CS	54 \$	
		V-21620__40	CP, CS	72 \$	
		V-31620__40	CP, CS	93 \$	
18	21827, 21830, 21840, 21850, 21899	VG-21820__	CS	125 \$	
		31827, 31830, 31840, 31850, 31899	VG-31820__	CS	161 \$
19	11924, 11927, 11930, 11932	P-1920__	WR	22 \$	
20	12030, 12032, 12033, 12076	P-2020__	WR	36 \$	
	12031, 12033, 12034, 12077	P-2021__	WR	36 \$	
21	12132, 12176	P-2121__	WR	25 \$	
22 et 23	12221, 12250, 12292, 12299; 12321, 12350, 12392, 12399	VG-213-6F		25 \$	
	22221, 22250, 22292, 22299; 22321, 22350, 22392, 22399	VG-214-7F		36 \$	
	32221, 32250, 32292, 32299; 32321, 32350, 32392, 32399				
25	22512, 22516, 22530, 22540, 22550, 22564, 22565	V-22520__40	AC, CH, CP, CS, GC, MC, MW, MY	54 \$	
		P-22520__40	DP, WP, WR	54 \$	
	32512, 32516, 32530, 32540, 32550, 32564, 32565	V-32520__40	AC, CH, CP, CS, GC, MC, MW, MY	72 \$	
		P-32520__40	DP, WP, WR	72 \$	
26	12623	P-2623__	CR, WR	25 \$	
	22623	P-2633__	CR, WR	36 \$	
	12629	V-2629__0	MW, MY, SA	34 \$	
		P-2629__0	WR	34 \$	
28	12830, 12840, 12850, 12867, 12868	V-12820__40	AC, CB, CH, CP, CS, GC, MC, MW, MY, SB	33 \$	
		P-12820__40	DP, WP, WR	33 \$	
	22830, 22840, 22850, 22867, 22868	V-22820__40	AC, CB, CH, CP, CS, GC, MC, MW, MY, SB	54 \$	
		P-22820__40	DP, WP, WR	54 \$	
30	13024, 13030, 13050, 13093, 13096, 13097, 13099	G-3020__	WR	36 \$	
	23024, 23030, 23050, 23093, 23096, 23097, 23099	G-9020__	WR	55 \$	
	33024, 33030, 33050, 33093, 33096, 33097, 33099	G-33020__	WR	75 \$	
31	13120, 13121, 13124, 13130, 13140, 13150, 13193, 13197	V-4820__60	AC, CB, CH, CP, CS, GB, GC, MC, MW, MY, SB	39 \$	
		V-4820__60	TA, TB, TC, TD	209 \$	
		P-4820__60	DP, WP, WR	39 \$	
	23120, 23121, 23124, 23130, 23140, 23150, 23193, 23197	V-6820__60	AC, CB, CH, CP, CS, GB, GC, MC, MW, MY, SB	54 \$	
		V-6820__60	TA, TB, TC, TD	209 \$	
		P-6820__60	DP, WP, WR	54 \$	
32	13217, 13227, 13230, 13240, 13255	V-3220__60	AC, CB, CH, CS, GC, MC, MW, MY	39 \$	
		P-3220__60	DP, WP, WR	39 \$	
	23217, 23220, 23224, 23227, 23230, 23240, 23255, 23270	V-3420__60	AC, CB, CH, CS, GC, MC, MW, MY	39 \$	
		P-3420__60	DP, WP, WR	39 \$	

Designed to Last

Series	For model numbers:	Product #	Glass codes and/or description	Price	
32	23270	V-2872__41	AC, CB, CH, CS, GC, MC, MW, MY	25 \$	
		P-2872__41	DP, WP, WR	25 \$	
33	13311, 13314, 13315, 13330, 13340, 13350, 13355	V-4820__60	AC, CB, CH, CP, CS, GB, GC, MC, MW, MY, SB	39 \$	
		V-4820__60	TA, TB, TC, TD	209 \$	
		P-4820__60	DP, WP, WR	39 \$	
	23311, 23314, 23315, 23330, 23340, 23350, 23355	V-6820__60	AC, CB, CH, CP, CS, GB, GC, MC, MW, MY, SB	54 \$	
		V-6820__60	TA, TB, TC, TD	209 \$	
		P-6820__60	DP, WP, WR	54 \$	
	33311, 33314, 33315, 33330, 33340, 33350, 33355	V-5820__60	AC, CB, CH, CP, CS, GB, GC, MC, MW, MY, SB	72 \$	
		V-5820__60	TA, TB, TC, TD	209 \$	
		P-5820__60	DP, WP, WR	72 \$	
	43324, 43330, 43340, 43355	For XL Series, price of glass is per panel	V-FLCE__	CH, CS, MC	35 \$
			VT-FLCE__	CB, CP, SB	35 \$
			PTC-FLCE5__	C, W, (polycarbonate)	35 \$
PTA-FLCE5__			C, W, (acrylic)	35 \$	
35	13511, 13514, 13515, 13521, 13524, 13525, 13530, 13540, 13550, 13555, 13593, 13597, 13598	V-3520__60	CB, GB, SB	39 \$	
		V-4520__60	CB, GB, SB	60 \$	
		V-6520__60	CB, GB, SB	77 \$	
	43524, 43530, 43540, 43555	per panel only	VT-WEST__	CB, SB	35 \$
36	13617, 13627, 13630, 13640, 13655, 13698	G-3620__	CR, WR	22 \$	
	23620, 23624, 23625, 23630, 23640, 23655, 23698	G-4620__	CR, WR	36 \$	
37	13720, 13724, 13725, 13730, 13740, 13755, 13798	V-4820__60	AC, CB, CH, CP, CS, GB, GC, MC, MW, MY, SB	39 \$	
		V-4820__60	TA, TB, TC, TD	209 \$	
		P-4820__60	DP, WP, WR	39 \$	
	23720, 23724, 23725, 23730, 23740, 23755, 23798	V-6820__60	AC, CB, CH, CP, CS, GB, GC, MC, MW, MY, SB	54 \$	
		V-6820__60	TA, TB, TC, TD	209 \$	
		P-6820__60	DP, WP, WR	54 \$	
	33720, 33724, 33725, 33730, 33740, 33755, 33798	V-5820__60	AC, CB, CH, CP, CS, GB, GC, MC, MW, MY, SB	72 \$	
		V-5820__60	TA, TB, TC, TD	209 \$	
		P-5820__60	DP, WP, WR	72 \$	
	33775		V-5870__60	AC, CB, CH, CS, GB, GC, MC, MW, MY, SB	34 \$
			P-5870__60	DP, WP, WR	34 \$
	43724, 43730, 43740, 43755	For XL Series, price of glass is per panel	V-FLCE__	CH, CS, MC	35 \$
VT-FLCE__			CB, CP, SB	35 \$	
PTC-FLCE5__			C, W, (polycarbonate)	35 \$	
PTA-FLCE5__			C, W, (acrylic)	35 \$	
38	23821, 23824, 23825, 23830, 23840, 23850, 23855	V-27820__40	AC, CH, CP, CS, GC, MC, MW, MY	54 \$	
		V-3820__40	TF	76 \$	
		P-27820__40	DP, WP, WR	54 \$	
	33821, 33824, 33825, 33830, 33840, 33850, 33855	V-37820__40	AC, CH, CP, CS, GC, MC, MW, MY	72 \$	
		P-37820__40	DP, WP, WR	72 \$	
42	14224, 14225, 14230, 14240, 14255, 14283, 14287	DI-4220__	CF	106 \$	
		VG-4220__	CS	81 \$	
	24224, 24225, 24230, 24240, 24255, 24283, 24287	DI-6220__	CF	125 \$	
		VG-6220__	CS	98 \$	
	34224, 34225, 34230, 34240, 34255, 34283, 34287	DI-7220__	CF	161 \$	
		VG-7220__	CS	132 \$	

Designed to Last

Series	For model numbers:	Product #	Glass codes and/or description	Price	
43	14327, 14330, 14340, 14350	V-4320__41	AC, CS, CH, GC, MC, MW, MY	29 \$	
		P-4320__41	DP, WP, WR	29 \$	
	24327, 24330, 24340, 24350	V-5320__41	AC, CS, CH, GC, MC, MW, MY	36 \$	
		P-5320__41	DP, WP, WR	36 \$	
	34327, 34330, 34340, 34350	V-7320__41	AC, CS, CH, GC, MC, MW, MY	58 \$	
		P-7320__41	DP, WP, WR	58 \$	
44	14420, 14421, 14424, 14430, 14440, 14450	V-4820__60	AC, CB, CH, CP, CS, GB, GC, MC, MW, MY, SB	39 \$	
		V-4820__60	TA, TB, TC, TD	209 \$	
		P-4820__60	DP, WP, WR	39 \$	
	24420, 24421, 24424, 24430, 24440, 24450	V-6820__60	AC, CB, CH, CP, CS, GB, GC, MC, MW, MY, SB	54 \$	
		V-6820__60	TA, TB, TC, TD	209 \$	
		P-6820__60	DP, WP, WR	54 \$	
	34420, 34421, 34424, 34430, 34440, 34450	V-5820__60	AC, CB, CH, CP, CS, GB, GC, MC, MW, MY, SB	72 \$	
		V-5820__60	TA, TB, TC, TD	209 \$	
		P-5820__60	DP, WP, WR	72 \$	
	48	14820, 14821, 14822, 14824, 14825, 14830, 14830, 14850, 14855, 14893, 14898	V-4820__60	AC, CB, CH, CP, CS, GB, GC, MC, MW, MY, SB	39 \$
			V-4820__60	TA, TB, TC, TD	209 \$
			P-4820__60	DP, WP, WR	39 \$
24820, 24821, 24822, 24824, 24825, 24830, 24840, 24850, 24855, 24893, 24898		V-6820__60	AC, CB, CH, CP, CS, GB, GC, MC, MW, MY, SB	54 \$	
		V-6820__60	TA, TB, TC, TD	209 \$	
		P-6820__60	DP, WP, WR	54 \$	
34820, 34821, 34822, 34824, 34825, 34830, 34840, 34850, 34855, 34893, 34898		V-5820__60	AC, CB, CH, CP, CS, GB, GC, MC, MW, MY, SB	72 \$	
		V-5820__60	TA, TB, TC, TD	209 \$	
		P-5820__60	DP, WP, WR	72 \$	
34870		V-5870__60	AC, CB, CH, CS, GB, GC, MC, MW, MY, SB	34 \$	
		P-5870__60	DP, WP, WR	34 \$	
44824, 44830, 44840, 44855		For XL Series, price of glass is per panel	V-FLCE__	CH, CS, MC	35 \$
			VT-FLCE__	CB, CP, SB	35 \$
			PTC-FLCE5_	C, W, (polycarbonate)	35 \$
			PTA-FLCE5_	C, W, (acrylic)	35 \$
49		14920, 14924, 14925, 14930, 14940, 14955, 14998	V-4920__80	AC, CB, CH, CS, GB, GC, MC, MW, MY, SB	52 \$
			P-4920__80	DP, WP, WR	52 \$
		14926	V-4926__40	AC, CB, CH, CS, GB, GC, MC, MW, MY, SB	34 \$
	P-4926__40		DP, WP, WR	34 \$	
50-51-52	15020, 15024, 15027, 15030, 15040, 15050	V-4820__60	AC, CB, CH, CP, CS, GB, GC, MC, MW, MY, SB	39 \$	
		V-4820__60	TA, TB, TC, TD	209 \$	
		P-4820__60	DP, WP, WR	39 \$	
	15020, 15024, 15027, 15030, 15040, 15050	Dome for 150	VR-3216-000	(glass dome)	25 \$
	25020, 25024, 25027, 25030, 25040, 25050	V-6820__60	AC, CB, CH, CP, CS, GB, GC, MC, MW, MY, SB	54 \$	
		V-6820__60	TA, TB, TC, TD	209 \$	
		P-6820__60	DP, WP, WR	54 \$	
	25020, 25024, 25027, 25030, 25040, 25050	Dome for 250	VR-6432-000	(glass dome)	36 \$
	35020, 35024, 35027, 35030, 35040, 35050	V-5820__60	AC, CB, CH, CP, CS, GB, GC, MC, MW, MY, SB	72 \$	
		V-5820__60	TA, TB, TC, TD	209 \$	
		P-5820__60	DP, WP, WR	72 \$	
	35020, 35024, 35027, 35030, 35040, 35050	Dome for 350	VR-6510-000	(glass dome)	39 \$

Series	For model numbers:	Product #	Glass codes and/or description	Price	
54	15424, 15425, 15430, 15440, 15455	V-5420__40	AC, CH, CS, GC, MC, MW, MY	33 \$	
		P-5420__40	DP, WP, WR	33 \$	
	25424, 25425, 25430, 25440, 25455	V-7920__40	AC, CH, CS, GC, MC, MW, MY	37 \$	
		P-7920__40	DP, WP, WR	37 \$	
	25470	V-2872__41	AC, CH, CS, GC, MC, MW, MY	25 \$	
		P-2872__41	DP, WP, WR	25 \$	
65-66-67	16501, 16502, 16504, 16527, 16530, 16540, 16550 16601, 16602, 16627, 16630, 16640, 16650 16701, 16702, 16727, 16730, 16740, 16750, 16770	V-27820__40	AC, CH, CP, CS, GC, MC, MW, MY	54 \$	
		P-27820__40	DP, WP, WR	54 \$	
	26501, 26502, 26504, 26527, 26530, 26540, 26550 26601, 26602, 26627, 26630, 26640, 26650 26701, 26702, 26727, 26730, 26740, 26750, 26770	V-37820__40	AC, CH, CP, CS, GC, MC, MW, MY	72 \$	
		P-37820__40	DP, WP, WR	72 \$	
	36501, 36502, 36504, 36527, 36530, 36540, 36550 36601, 36602, 36627, 36630, 36640, 36650 36701, 36702, 36727, 36730, 36740, 36750	V-36520__40	AC, CH, CP, CS, GC, MC, MW, MY	93 \$	
		P-36520__40	DP, WP, WR	93 \$	
	69	16920, 16924, 16927, 16930, 16940, 16955	V-4820__60	AC, CB, CH, CP, CS, GB, GC, MC, MW, MY, SB	39 \$
			V-4820__60	TA, TB, TC, TD	209 \$
			P-4820__60	DP, WP, WR	39 \$
		26920, 26924, 26927, 26930, 26940, 26955	V-6820__60	AC, CB, CH, CP, CS, GB, GC, MC, MW, MY, SB	54 \$
V-6820__60			TA, TB, TC, TD	209 \$	
P-6820__60			DP, WP, WR	54 \$	
36920, 36924, 36927, 36930, 36940, 36955		V-5820__60	AC, CB, CH, CP, CS, GB, GC, MC, MW, MY, SB	72 \$	
		V-5820__60	TA, TB, TC, TD	209 \$	
		P-5820__60	DP, WP, WR	72 \$	
78		27830, 27840, 27850, 27864, 27865	V-27820__40	AC, CH, CP, CS, GC, MC, MW, MY	54 \$
			V-27820__40	TH	119 \$
			P-27820__40	DP, WP, WR	54 \$
	37830, 37840, 37850, 37864, 37865	V-37820__40	AC, CH, CP, CS, GC, MC, MW, MY	72 \$	
		V-37820__40	TH	149 \$	
		P-37820__40	DP, WP, WR	72 \$	
88	18826, 18830, 18840, 18850, 18864, 18865, 28870	V-5320__41	AC, CS, CH, CP, GC, MC, MW, MY	36 \$	
		P-5320__41	DP, WP, WR	36 \$	
	28830, 28840, 28850, 28864, 28865	V-9820__41	AC, CS, CH, CP, GC, MC, MW, MY	76 \$	
		P-9820__41	DP, WP, WR	76 \$	
	28826	V-9826__121	AC, CS, CH, CP, GC, MC, MW, MY	76 \$	
		P-9826__121	DP, WP, WR	76 \$	

ADDER FOR OPTIONS AND ACCESSORIES

ADDITIONAL CHAIN (48" INCLUDED WITH EACH FIXTURE): UP TO 60 INCHES MORE, ADD: 26 \$ EACH ADDITIONAL INCH, ALL FINISHES, ADD PER INCH: 0.70 \$	PRICE FOR CHANGE OF BASE	
	Base 1176, 1177, 1178, 1179, 1181, 1188	42 \$
	Base 1168, 1182, 1186, 1189	48 \$
	Base 1175, 1184, 1185	69 \$

For HID prices, please contact customer service

Price list 2024

USA

The Essentials

(page 205)

Poles, mailboxes and house

number signs








(pages 206 - 207)

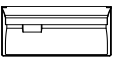

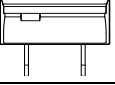






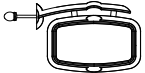
SNOC Inc.
17200 Centrale, St-Hyacinthe
Quebec, Canada J2T 4J7












Phone: 1-450-774-5238
Toll Free: 1-800-461-7662
Fax: 1-450-774-1954

Email: info@snoc.net
Web site: www.snocinc.com


















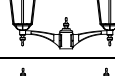

POLES AND ACCESSORIES								
Standard height of options is measured from top of pole (top) or from bottom of pole (bottom)				DR : Double receptacle extra duty (GFCI)	131.00 \$			
For special height: ADD to the option price :				60.00 \$	HR : Hole for photocell	35.00 \$		
For shorter pole: ADD FOR CUT CHARGE :				40.00 \$	HT : Hole for house numbers	35.00 \$		
If you have multiple head with downlight fixtures, please verify if height of options interfere with fixtures				PR : Hole AND photocell			57.00 \$	
				SR : Single receptacle			64.00 \$	
				TR : Crossbar				52.00 \$
Catalog Number		Color BK, CB, TC, WH	Antique 4, 5, 7, 8	POLE OPTION (standard height per pole)				
				HT	HR	PR	SR / DR	TR
	82001__	264.10	287.90	9" (top)	11.5" (top)		24" (bottom)	9" (top)
3" A 76" 12-sided, welded decorative base (wedges)								
	82002__	194.30	213.90	9" (top)	11.5" (top)		24" (bottom)	9" (top)
3" A 76" round; screwed decorative base (wedges)								
	82007__	78.60	107.10	9" (top)	11.5" (top)		54" (bottom)	9" (top)
3" A 82" round, direct burial								
	82043__	210.80	234.50	9" (top)	11.5" (top)		24" (bottom)	9" (top)
3" A 76" round, 3-sections pole (wedges)								
	81369__	33.00	47.00					
Pedestal base for 3" diameter post top adaptor								
	81370__	42.00	56.00					
Pedestal base for 3" diameter post top adaptor								
	82008__	43.00	57.00					
Collar for 3" diameter pole								

MAILBOXES AND HOUSE NUMBER SIGNS				
	Catalog Number	Color BK, CB, TC, WH	Antique 4, 5, 7, 8	NOTES
	71040__	85.00	see 81374	
Mailbox without hooks				
	71041__	95.10	see 81373	
Mailbox with hooks				
	81373__	see 71041	102.20	
Mailbox with hooks				
	81374__	see 71040	91.50	
Mailbox without hooks				
	85001__	86.40	94.20	
House number sign				
	85002__	73.70	80.60	
House number sign				



















	Catalog Number	Color BK, CB, TC, WH	Antique 4, 5, 7, 8	NOTES
	85007__	120.60	129.30	
	Illuminated house number sign			
	85008__	148.70	157.80	
	Pole mounted house number sign			
SELF STICKING DIGITS - AVAILABLE IN BLACK ONLY				
		<i>pack of 12*</i>	<i>by the unit</i>	*Note: price in the pack of 12 column is per digit.
0	85900	1.43	2.00	
1	85901	1.43	2.00	
2	85902	1.43	2.00	
3	85903	1.43	2.00	
4	85904	1.43	2.00	
5	85905	1.43	2.00	
6	85906	1.43	2.00	
7	85907	1.43	2.00	
8	85908	1.43	2.00	
9	85909	1.43	2.00	

	Catalog Number	Color BK, CB, TC, WH	Antique 4, 5, 7, 8	GLASS OPTION	LED OPTION (LD) : 60W EQUIVALENT	NOTES
		BASE PRICE		ADD TO BASE PRICE		
	81001__	85.00	93.70	SE: 0.00	n/a	SE = sandblasted glass
	VINTAGE II, clear beveled glass, small					
	81002__	87.60	96.80	SE: 0.00	38.00	SE = sandblasted glass
	VINTAGE II, clear beveled glass, small					
	81003__	86.40	96.10	SE: 0.00	n/a	SE = sandblasted glass
	VINTAGE II, clear beveled glass, small					
	81004__	90.10	99.70	SE: 0.00	38.00	SE = sandblasted glass
	VINTAGE II, clear beveled glass, small					
	81005__	87.60	96.80	SE: 0.00	38.00	SE = sandblasted glass
	VINTAGE II, clear beveled glass, small					
	81006__	91.40	99.70	SE: 0.00	38.00	SE = sandblasted glass
	VINTAGE II, clear beveled glass, small					
	81007__	82.60	91.20	SE: 0.00	38.00	SE = sandblasted glass
	VINTAGE II, clear beveled glass, small					
	81008__	88.90	98.10	SE: 0.00	n/a	SE = sandblasted glass
	VINTAGE III, clear beveled glass, small					
	81009__	92.70	101.60	SE: 0.00	38.00	SE = sandblasted glass
	VINTAGE III, clear beveled glass, small					
	81010__	95.10	104.70	SE: 0.00	n/a	SE = sandblasted glass
	VINTAGE III, clear beveled glass, small					
	81011__	99.00	108.50	SE: 0.00	38.00	SE = sandblasted glass
	VINTAGE III, clear beveled glass, small					

















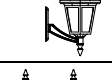



The Essentials

	Catalog Number	Color BK, CB, TC, WH	Antique 4, 5, 7, 8	GLASS OPTION	LED OPTION (LD) : 60W EQUIVALENT	NOTES
		BASE PRICE		ADD TO BASE PRICE		
	81012__	92.70	101.60	SE: 0.00	38.00	SE = sandblasted glass
VINTAGE III, clear beveled glass, small						
	81013__	95.10	104.70	SE: 0.00	38.00	SE = sandblasted glass
VINTAGE III, clear beveled glass, small						
	81014__	88.90	98.10	SE: 0.00	38.00	SE = sandblasted glass
VINTAGE III, clear beveled glass, small						
	81029__	137.10	146.70	SE: 0.00	38.00	SE = sandblasted glass
VINTAGE II, clear beveled glass, large						
	81030__	142.10	151.60	SE: 0.00	38.00	SE = sandblasted glass
VINTAGE II, clear beveled glass, large						
	81031__	143.50	154.40	SE: 0.00	38.00	SE = sandblasted glass
VINTAGE II, clear beveled glass, large						
	81032__	148.70	159.90	SE: 0.00	38.00	SE = sandblasted glass
VINTAGE II, clear beveled glass, large						
	81033__	142.10	151.60	SE: 0.00	38.00	SE = sandblasted glass
VINTAGE II, clear beveled glass, large						
	81034__	148.70	158.10	SE: 0.00	38.00	SE = sandblasted glass
VINTAGE II, clear beveled glass, large						
	81035__	138.40	148.00	SE: 0.00	38.00	SE = sandblasted glass
VINTAGE II, clear beveled glass, large						
	81036__	142.10	151.90	SE: 0.00	38.00	SE = sandblasted glass
VINTAGE III, clear beveled glass, large						
	81037__	146.00	156.10	SE: 0.00	38.00	SE = sandblasted glass
VINTAGE III, clear beveled glass, large						
	81038__	147.20	157.80	SE: 0.00	38.00	SE = sandblasted glass
VINTAGE III, clear beveled glass, large						
	81039__	153.70	164.30	SE: 0.00	38.00	SE = sandblasted glass
VINTAGE III, clear beveled glass, large						
	81040__	146.00	156.10	SE: 0.00	38.00	SE = sandblasted glass
VINTAGE III, clear beveled glass, large						
	81041__	152.30	166.50	SE: 0.00	38.00	SE = sandblasted glass
VINTAGE III, clear beveled glass, large						
	81042__	142.10	152.00	SE: 0.00	38.00	SE = sandblasted glass
VINTAGE III, clear beveled glass, large						
	81081__	353.60	382.10	SE: 0.00	76.00	SE = sandblasted glass
VINTAGE II, clear beveled glass, large						
	81082__	371.90	400.40	SE: 0.00	76.00	SE = sandblasted glass
VINTAGE III, clear beveled glass, large						

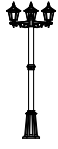










The Essentials

	Catalog Number	Color BK, CB, TC, WH	Antique 4, 5, 7, 8	GLASS OPTION	LED OPTION (LD) : 60W EQUIVALENT	NOTES
		BASE PRICE		ADD TO BASE PRICE		
	81085__ VINTAGE II, clear beveled glass, large	488.50	525.60	SE: 0.00	113.00	SE = sandblasted glass
	81086__ VINTAGE III, clear beveled glass, large	516.00	553.70	SE: 0.00	113.00	SE = sandblasted glass
	81177__ VINTAGE II, clear beveled glass, small	258.00	284.10	SE: 0.00	76.00	SE = sandblasted glass
	81178__ VINTAGE III, clear beveled glass, small	273.70	301.70	SE: 0.00	76.00	SE = sandblasted glass
	81181__ VINTAGE II, clear beveled glass, small	344.40	378.80		113.00	
	81182__ VINTAGE III, clear beveled glass, small	368.10	405.50	SE: 0.00	113.00	SE = sandblasted glass
	81388__ IMAGINE, with etched glass	79.90	87.70		38.00	
	81389__ IMAGINE, with etched glass	85.00	92.00		38.00	
	81390__ IMAGINE, with etched glass	82.60	90.00		38.00	
	81391__ IMAGINE, with etched glass	78.80	85.50		38.00	
	81392__ IMAGINE, with etched glass	281.50	302.20		113.00	
	81397__ IMAGINE, with etched glass	87.60	94.90		38.00	
	81399__ VINTAGE II, clear beveled glass, small	123.20	132.80	see SE: 86399	n/d	SE = sandblasted glass
	81400__ VINTAGE III, clear beveled glass, small	125.70	136.40	see SE: 86400	n/d	SE = sandblasted glass
	81402__ CR RESIDENCE, clear acrylic	104.10	111.50		38.00	
	81402__ WR RESIDENCE, white acrylic	104.10	111.50			
	81403__ CR RESIDENCE, clear acrylic	104.10	111.50		38.00	
	81403__ WR RESIDENCE, white acrylic	104.10	111.50			
	81404__ CR RESIDENCE, clear acrylic	108.00	115.90		38.00	
	81404__ WR RESIDENCE, white acrylic	108.00	115.90			
	81405__ CR RESIDENCE, clear acrylic	79.90	86.50		38.00	
	81405__ WR RESIDENCE, white acrylic	79.90	86.50			





















The Essentials

	Catalog Number	Color BK, CB, TC, WH	Antique 4, 5, 7, 8	GLASS OPTION	LED OPTION (LD) : 60W EQUIVALENT	NOTES
		BASE PRICE		ADD TO BASE PRICE		
	81406__CR	77.40	85.10		38.00	
	RESIDENCE, clear acrylic					
	81406__WR	77.40	85.10			
	RESIDENCE, white acrylic					
	81407__	102.90	115.90	see CS: 81435	38.00	CS = clear seeded glass
	HERITAGE, with etched glass					
	81408__	101.60	109.20	see CS: 81436	38.00	CS = clear seeded glass
	HERITAGE, with etched glass					
	81409__	100.30	106.90	see CS: 81437	38.00	CS = clear seeded glass
	HERITAGE, with etched glass					
	81435__	124.50	137.30	etched glass see 81407	38.00	
	HERITAGE, clear seeded glass					
	81436__	122.00	129.30	etched glass see 81408	38.00	
	HERITAGE, clear seeded glass					
	81437__	120.60	127.40	etched glass see 81409	38.00	
	HERITAGE, clear seeded glass					
	81440__	90.10	99.90		38.00	
	IMAGINE, with etched glass					
	81441__	87.60	95.30		38.00	
	IMAGINE, with etched glass					
	81442__	94.00	99.70		38.00	
	IMAGINE, with etched glass					
	81443__	87.60	95.30		38.00	
	IMAGINE, with etched glass					
	81444__	226.50	245.50		76.00	
	IMAGINE, with etched glass					
	81447__	41.80	47.70		n/d	
	VINTAGE, clear seeded acrylic					
	81468__	92.70	100.90		38.00	
	VISION, beveled etched glass					
	81469__	99.00	107.00		38.00	
	VISION, beveled etched glass					
	81470__	88.90	96.30		38.00	
	VISION, beveled etched glass					
	81471__	325.10	346.30		113.00	
	VISION, beveled etched glass					
	81482__	85.00	93.00	CS: 9.40 FF: 14.30 SE: 0.00	38.00	CS = clear seeded glass FF = frosted coffee SE = sandblasted glass
	ELEGANT, clear beveled glass					
	81483__	85.00	93.00	CS: 9.40 FF: 14.30 SE: 0.00	38.00	CS = clear seeded glass FF = frosted coffee SE = sandblasted glass
	ELEGANT, clear beveled glass					
	81483__3V	324.90	350.60	CS: 28.30 FF: 42.70 SE: 0.00	113.00	CS = clear seeded glass FF = frosted coffee SE = sandblasted glass
	ELEGANT, clear beveled glass					


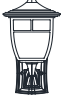
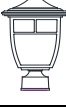



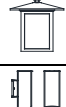


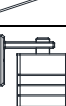

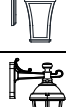


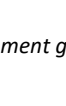
The Essentials



















	Catalog Number	Color BK, CB, TC, WH	Antique 4, 5, 7, 8	GLASS OPTION	LED OPTION (LD) : 60W EQUIVALENT	NOTES
		BASE PRICE		ADD TO BASE PRICE		
	81484__	462.30	489.50	CS: 28.30 FF: 42.70 SE: 0.00	113.00	CS = clear seeded glass FF = frosted coffee SE = sandblasted glass
	ELEGANT, clear beveled glass with pole					
	81485__	149.80	161.30	CS: 9.40 FF: 14.30 SE: 0.00	38.00	CS = clear seeded glass FF = frosted coffee SE = sandblasted glass
	PRESTIGE, clear beveled glass					
	81486__	149.80	161.30	CS: 9.40 FF: 14.30 SE: 0.00	38.00	CS = clear seeded glass FF = frosted coffee SE = sandblasted glass
	PRESTIGE, clear beveled glass					
	81487__	126.90	137.70	etched glass see 81508	38.00	
	VICTORIA, Tiffany glass					
	81488__	135.80	146.80	etched glass see 81509	38.00	
	VICTORIA, Tiffany glass					
	81488__ 2V	352.40	373.80	etched glass see 81509 2V	76.00	
	VICTORIA, Tiffany glass					
	81488__ 3V	474.10	507.60	etched glass etched glass see 81509 3V	113.00	
	VICTORIA, Tiffany glass					
	81490__	126.90	137.70	etched glass see 81510	38.00	
	VICTORIA, Tiffany glass					
	81491__	135.80	147.00	etched glass see 81511	38.00	
	VICTORIA, Tiffany glass					
	81492__	156.20	168.50	CS: 9.40 FF: 14.30 SE: 0.00	38.00	CS = clear seeded glass FF = frosted coffee SE = sandblasted glass
	PRESTIGE, clear beveled glass					
	81493__	146.00	158.10	CS: 9.40 FF: 14.30 SE: 0.00	38.00	CS = clear seeded glass FF = frosted coffee SE = sandblasted glass
	PRESTIGE, clear beveled glass					
	81494__	85.00	93.00	CS: 9.40 FF: 14.30 SE: 0.00	38.00	CS = clear seeded glass FF = frosted coffee SE = sandblasted glass
	ELEGANT, clear beveled glass					
	81495__	91.40	99.60	CS: 9.40 FF: 14.30 SE: 0.00	38.00	CS = clear seeded glass FF = frosted coffee SE = sandblasted glass
	ELEGANT, clear beveled glass					
	81503__	106.50	114.90		38.00	
	ACCORD, clear beveled glass					
	81504__	111.60	119.60		38.00	
	ACCORD, clear beveled glass					
	81505__	111.60	119.60		38.00	
	ACCORD, clear beveled glass					
	81507__	120.60	130.30		38.00	
	ACCORD, clear beveled glass					
	81508__	105.40	111.30	Tiffany glass see 81487	38.00	
	VICTORIA, etched glass panels					









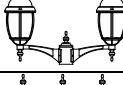
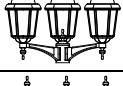



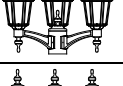



The Essentials





















	Catalog Number	Color BK, CB, TC, WH	Antique 4, 5, 7, 8	GLASS OPTION	LED OPTION (LD) : 60W EQUIVALENT	NOTES
		BASE PRICE		ADD TO BASE PRICE		
	81509__	113.10	122.20	Tiffany glass see 81488	38.00	
	VICTORIA, etched glass panels					
	81509__ 2V	315.70	337.70	Tiffany glass see 81488 2V	76.00	
	VICTORIA, etched glass panels					
	81509__ 3V	416.50	441.20	Tiffany glass see 81488 3V	113.00	
	VICTORIA, etched glass panels					
	81510__	109.20	115.90	Tiffany glass see 81490	38.00	
	VICTORIA, etched glass panels					
	81511__	113.10	119.30	Tiffany glass see 81491	38.00	
	VICTORIA, etched glass panels					
	81520__	125.70	133.50		38.00	
	LUXIA, scavo glass					
	81520__ MW	125.70	133.50		38.00	
	LUXIA, marbled white glass panels					
	81521__	133.40	142.00		38.00	
	LUXIA, scavo glass					
	81521__ MW	133.40	142.00		38.00	
	LUXIA, marbled white glass panels					
	81522__	133.40	142.00		38.00	
	LUXIA, scavo glass					
	81522__ MW	133.40	142.00		38.00	
	LUXIA, marbled white glass panels					
	81523__	128.30	136.00		38.00	
	LUXIA, scavo glass					
	81523__ MW	128.30	136.00		38.00	
	LUXIA, marbled white glass panels					
	81524__	148.70	159.90		38.00	
	NUANCE, marbled white glass panels					
	81525__	148.70	159.90		38.00	
	NUANCE, marbled white glass panels					
	81526__	140.90	152.70		38.00	
	NUANCE, marbled white glass panels					
	81532__	124.50	131.60		38.00	
	DELTA, clear seeded glass					
	81532__ TG	140.90	147.90		38.00	
	DELTA, Tiffany glass					
	81533__	133.40	140.50		38.00	
	DELTA, clear seeded glass					
	81533__ TG	149.80	156.80		38.00	
	DELTA, Tiffany glass					
	81534__	133.40	140.50		38.00	
	DELTA, clear seeded glass					
	81534__ TG	149.80	156.80		38.00	
	DELTA, Tiffany glass					
	81541__	94.00	99.30		n/d	
	EVOLUTION, round					
	81542__	106.50	112.70		n/d	
	EVOLUTION, round					

The Essentials

	Catalog Number	Color	Antique	GLASS OPTION	LED OPTION (LD) :	NOTES
		BK, CB, TC, WH	4, 5, 7, 8		60W EQUIVALENT	
		BASE PRICE		ADD TO BASE PRICE		
	81543__	135.80	145.10		38.00	
	HORIZON, etched glass panels					
	81543__ MW	135.80	145.10		38.00	
	81544__	135.80	145.10		38.00	
	HORIZON, etched glass panels					
	81544__ MW	135.80	145.10		38.00	
	81545__	126.90	138.50		38.00	
	HORIZON, etched glass panels					
	81545__ MW	126.90	138.50		38.00	
	81546__	77.40	81.40	SE: 0.00		SE = sandblasted glass
	JAZZ, clear beveled glass					
	81546__ LD	97.90	102.20	SE: 0.00		SE = sandblasted glass
	81547__	132.00	143.50		38.00	
	HORIZON, etched glass panels					
	81547__ MW	132.00	143.50		38.00	
	81548__	148.70	161.20		38.00	
	NUANCE, marbled white glass panels					
	81549__	129.60	137.10		38.00	
	DELTA, clear seeded glass					
	81549__ TG	146.00	153.70		38.00	
	81553__	154.90	163.60		n/d	
	EVOLUTION, square					
	81555__	115.50	120.80		n/d	
	EVOLUTION, square					
	Catalog Number	Color	Antique	NOTES		
	BK, CB, TC, WH	4, 5, 7, 8				
	81557__ LD	77.40	83.40			
	Flush wall mount, DEL 7W, 3000K					
	81560__ LD	91.40	96.50			
	Profiled wall mount, DEL 7W, 3000K					
	81562__ GU10	92.70	111.10			
	Flush wall mount, GU10 socket, 120 volts					
	81564__ LD	109.20	116.40			
	ACCORD, no glass, DEL 7W, 3000K					
	86001__	99.00	108.10			
	NOVELLA II, dome, beveled sandblasted glass, small					
	86002__	102.90	111.20			
	NOVELLA II, dome, beveled sandblasted glass, small					
	86003__	101.60	111.30			
	NOVELLA II, dome, beveled sandblasted glass, small					

	Catalog Number	Color BK, CB, TC, WH	Antique 4, 5, 7, 8	NOTES
	86004__	105.40	115.20	
	NOVELLA II, dome, beveled sandblasted glass, small			
	86005__	102.90	111.20	
	NOVELLA II, dome, beveled sandblasted glass, small			
	86006__	105.40	113.90	
	NOVELLA II, dome, beveled sandblasted glass, small			
	86007__	96.50	105.50	
	NOVELLA II, dome, beveled sandblasted glass, small			
	86008__	102.90	112.00	
	NOVELLA III, dome, beveled sandblasted glass, small			
	86009__	106.50	116.10	
	NOVELLA III, dome, beveled sandblasted glass, small			
	86010__	110.40	120.10	
	NOVELLA III, dome, beveled sandblasted glass, small			
	86011__	114.20	123.90	
	NOVELLA III, dome, beveled sandblasted glass, small			
	86012__	106.50	116.10	
	NOVELLA III, dome, beveled sandblasted glass, small			
	86013__	110.40	119.30	
	NOVELLA III, dome, beveled sandblasted glass, small			
	86014__	102.90	112.00	
	NOVELLA III, dome, beveled sandblasted glass, small			
	86029__	154.90	164.30	
	NOVELLA II, dome, beveled sandblasted glass, large			
	86030__	160.00	169.10	
	NOVELLA II, dome, beveled sandblasted glass, large			
	86031__	161.20	171.60	
	NOVELLA II, dome, beveled sandblasted glass, large			
	86032__	166.30	176.80	
	NOVELLA II, dome, beveled sandblasted glass, large			
	86033__	160.00	169.10	
	NOVELLA II, dome, beveled sandblasted glass, large			
	86034__	163.90	174.10	
	NOVELLA II, dome, beveled sandblasted glass, large			
	86035__	156.20	165.50	
	NOVELLA II, dome, beveled sandblasted glass, large			

	Catalog Number	Color BK, CB, TC, WH	Antique 4, 5, 7, 8	NOTES
	86036__	160.00	169.80	
	NOVELLA III, dome, beveled sandblasted glass, large			
	86037__	163.90	173.80	
	NOVELLA III, dome, beveled sandblasted glass, large			
	86038__	166.30	176.20	
	NOVELLA III, dome, beveled sandblasted glass, large			
	86039__	171.40	181.70	
	NOVELLA III, dome, beveled sandblasted glass, large			
	86040__	163.90	173.80	
	NOVELLA III, dome, beveled sandblasted glass, large			
	86041__	168.80	182.40	
	NOVELLA III, dome, beveled sandblasted glass, large			
	86042__	160.00	170.10	
	NOVELLA III, dome, beveled sandblasted glass, large			
	86081__	385.20	412.90	
	NOVELLA II, dome, beveled sandblasted glass, large			
	86082__	403.40	431.50	
	NOVELLA III, dome, beveled sandblasted glass, large			
	86085__	534.40	571.90	
	NOVELLA II, dome, beveled sandblasted glass, large			
	86086__	561.90	600.00	
	NOVELLA III, dome, beveled sandblasted glass, large			
	86177__	282.90	309.90	
	NOVELLA II, dome, beveled sandblasted glass, small			
	86178__	300.00	327.40	
	NOVELLA III, dome, beveled sandblasted glass, small			
	86181__	382.40	416.70	
	NOVELLA II, dome, beveled sandblasted glass, small			
	86182__	406.00	443.10	
	NOVELLA III, dome, beveled sandblasted glass, small			
	86399__	118.10	127.30	
	NOVELLA II, beveled sandblasted glass, small			
	86400__	120.60	130.50	
	NOVELLA III, beveled sandblasted glass, small			

VINTAGE LANDSCAPE				
	Catalog Number	Color BK, TC	Antique AG	NOTES
	81420__ 12V mounting adaptor	14.00	14.70	
	83101__	153.70	169.00	* 3 watts LED MR-16 bulb included
	83102__	83.80	91.50	* 3 watts LED MR-16 bulb included
	83103__	87.60	95.90	* 3 watts LED MR-16 bulb included
	83104__	71.10	78.70	
	83105__	97.90	108.00	
	83106__	97.90	108.00	
	83110__	66.00	72.90	
	83111__	77.40	84.80	
	83112__	82.60	90.80	
	83113__	72.30	79.50	
	* 83001__ with transformer 1240 CK 150	290.80	319.10	* 3 watts LED MR-16 bulb included (for spot light only)
	83001__ RK with transformer 1240 RK 150	313.60	344.00	
	83001__ LD with transformer 1245 CK 50 PR	349.20	384.10	
	83001__ RK LD with transformer 1240 RK 150	370.70	407.90	
	* 83002__	326.30	355.90	* 3 watts LED MR-16 bulb included
	83003__	290.80	319.40	
	83006__	236.10	259.50	
	83008__	306.00	336.10	
	* 83009__	636.10	636.10	* 3 watts LED MR-16 bulb included
	83010__	260.30	286.40	
	83011__	401.10	441.00	
	83015__ LD	424.10	467.00	

REPLACEMENT GLASS

All glasses are sold per kit only

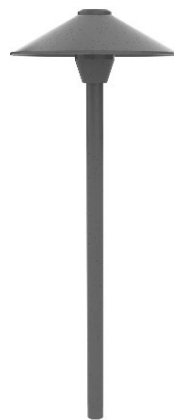
COLLECTION	PRODUCT NO.	DESCRIPTION	PRICE
Accord	V-ACCCB22	clear beveled	29.80
Delta	V-DELSC40	clear seeded	32.40
	V-VICTG40	tiffany	42.40
Elegant	V-4820CB60	clear beveled	41.10
	V-4820CS60	clear seeded	41.10
	V-4820FF60	frosted coffee	58.60
Heritage	V-4820SB60	beveled sandblasted	41.10
	V-HERR40	etched glass	32.40
Horizon	V-DELSC40	clear seeded	28.70
	V-HORSC40	etched glass	32.40
Imagine	V-NUASM40	marbleized white	38.30
	V-VINC	clear and etched	28.70
Jazz	V-JAZCB40	clear beveled	28.70
Luxia	V-LUXAB40	marbleized white	34.80
	V-LUXSV40	scavo	34.80
Nuance	V-NUASM40	marbleized white	38.30
Prestige	V-4820CB60	clear beveled	41.10
	V-4820CS60	clear seeded	41.10
	V-4820FF60	frosted coffee	58.60
Residence	V-4820SB60	beveled sandblasted	41.10
	PYA-150DX197C	clear acrylic	22.80
	DI-81402WR	white acrylic	22.80
	DI-81406CR	clear acrylic	22.80
	DI-81406WR	white acrylic	22.80

COLLECTION	PRODUCT NO.	DESCRIPTION	PRICE
Victoria	V-HERR40	etched glass	32.40
	V-VICTG40	tiffany	42.40
Vision	V-VISBV60	etched glass	28.70
81447	PTA-81447CS	clear seeded acrylic	15.70
SMALL SERIES			
Novella II	V-VIN1SB	beveled sandblasted	29.80
Novella III	V-VIN3SB	beveled sandblasted	29.80
Novella dome	VG-8601FG	frosted come	22.00
LARGE SERIES			
Novella II	V-VIN5SB	beveled sandblasted	29.80
Novella III	V-VIN7SB	beveled sandblasted	29.80
Novella dome	VG-8629FG	frosted come	29.20
SMALL SERIES			
Vintage II	V-VIN1B	clear beveled	29.80
	V-VIN1SB	beveled sandblasted	29.80
Vintage III	V-VIN3B	clear beveled	29.80
	V-VIN3SB	beveled sandblasted	29.80
LARGE SERIES			
Vintage II	V-VIN5B	clear beveled	29.80
	V-VIN5SB	beveled sandblasted	29.80
Vintage III	V-VIN7B	clear beveled	29.80
	V-VIN7SB	beveled sandblasted	29.80

ADDITIONAL CHAIN
(48" INCLUDED IN EACH FIXTURE):
UP TO 60 INCHES MORE, ADD: 26.00 \$
EACH ADDITIONAL INCH, ALL
FINISHES, ADD PER INCH: 0.70 \$

For HID prices, please contact customer service
--

**Price list
2024
USA
Landscape Lighting
(page 219)**














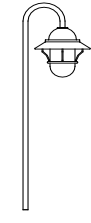


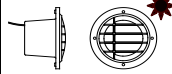


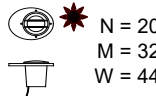
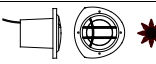
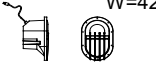
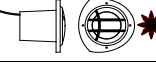

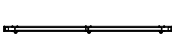







SNOC Inc.
17200 Centrale, St-Hyacinthe
Quebec, Canada J2T 4J7




















Phone: 1-450-774-5238
Toll Free: 1-800-461-7662
Fax: 1-450-774-1954
















Email: info@snoc.net
Web site: www.snocinc.com

Landscape lighting

	Catalog Number	FINISHES: 01, 03, 06, 09, 10, 20, 21, 27, 29, 39, 40, 49, 50, 51, 52, 53, 54	FINISHES: 04, 05, 07, 08, 46, 47, 48		Catalog Number	FINISHES: 01, 03, 06, 09, 10, 20, 21, 27, 29, 39, 40, 49, 50, 51, 52, 53, 54	FINISHES: 04, 05, 07, 08, 20, 27, 29, 39, 40,	
* 8" spike included	★	LED bulb included	** 14" spike included		* 8" spike included	★	LED bulb included	** 14" spike included
	0100 LV_	46.10	59.60		0141 LV_LD2*	89.10	101.20	
	0100 LV_LD2	75.60	89.50		0201 LH_	148.90	165.90	
	0100 LV_LD4	87.60	101.80		0201 LH_LD8	235.70	252.40	
	0101 LV_	66.30	80.60	LH: 1273 mounting plate included				
	0101 LV_LD2	93.90	108.10	0201 LV_**	174.50	186.90		
	0101 LV_LD4	105.70	120.60	0201 LV_LD2**	189.50	202.90		
	0102 LV_	54.00	65.50	0201 LV_LD4**	201.00	215.40		
	0102 LV_LD2	82.60	94.50	0201 LV_LD8**	222.80	238.50		
	0102 LV_LD4	94.50	107.10		0216 LH_	96.30	111.30	
	0103 HG_ ★	146.30	168.60	0216 LH_LD8	199.20	218.20		
	0103 LV_LD4_	177.20	199.20	LH: 1273 mounting plate included				
	0103 LV_LD8_	198.30	221.70	0220 LV_**	113.20	129.70		
	0109 LV_*	94.50	110.10	0220 LV_LD2**	137.30	153.80		
	0109 LV_LD2*	119.20	134.70	0220 LV_LD4**	149.60	166.70		
	0109 LV_LD4*	130.90	147.10		0221 LV_**	92.40	106.90	
	0110 LV_*	84.70	99.70		0222 LV_**	124.90	141.60	
	0110 LV_LD2*	110.30	125.50		0224 LH_	120.10	132.80	
	0110 LV_LD4*	122.20	138.10	0224 LH_LD8	215.40	232.30		
	0111 LV_*	102.80	120.10	LH: 1273 mounting plate included				
	0111 LV_LD2*	126.60	144.10	0224 LV_**	144.70	160.10		
	0111 LV_LD4*	138.60	156.50	0224 LV_LD2**	165.00	180.40		
	0112 LV_*	90.50	105.80	0224 LV_LD4**	177.40	193.30		
	0112 LV_LD2*	115.50	131.40	0224 LV_LD8**	201.70	218.00		
	0112 LV_LD4*	127.30	144.00		0225 LH_	161.00	176.50	
	0114 HG_ ★	79.70	90.60	0225 LH_LD8	252.90	271.80		
	0115 HG_ ★	91.00	102.20	LH: 1273 mounting plate included				
	0122 HG_ ★	159.10	180.80	0225 LV_**	187.80	204.30		
	0122 LV_LD4	193.50	216.50	0225 LV_LD2**	203.80	220.80		
	0122 LV_LD8	200.10	223.30	0225 LV_LD4**	215.90	233.90		
	0123 HG_ ★	92.80	105.20	0225 LV_LD8**	238.90	257.30		
	0124 HG_ ★	100.30	112.60	0227 LH_	126.70	142.00		
	0125 HG_ ★	131.40	148.40	LH: 1273 mounting plate included				
	0125 LV_LD4_	154.10	171.60	0227 LV_**	152.80	169.10		
	0126 HG_ ★	131.40	148.40	0227 LV_LD2**	172.20	188.80		
	0127 LH_	338.80	383.00	0227 LV_LD4**	184.70	201.90		
	0127 LH_LD20_	466.40	508.40	0228 LH_	230.80	259.80		
	0128 MH_70	469.30	519.60	LH: 1273 mounting plate included				
	0128 MH_100	495.00	547.30	0228 LV_**	256.40	287.10		
	0129 HG_ ★	133.80	151.00	0228 LV_LD2**	300.20	331.40		
	0135 LV_LD4*	70.00	79.60	0228 LV_LD4**	325.10	357.40		
	0139 LV_*	94.60	107.40		0300 LV_LD3 15	81.20	89.60	
	0139 LV_LD2*	119.20	135.40	0300 LV_LD6 27	122.40	134.90		
	0139 LV_LD4*	130.80	148.70	0300 LV_LD9 37	204.80	225.90		
	0140 LV_LD2*	89.10	101.20		0510 HG_* ★	81.20	93.50	
					0511 HG_* ★	85.50	98.10	
					0512 HG_ ★	92.80	105.20	

Landscape lighting

	Catalog Number	FINISHES: 01, 03, 06, 09, 10, 20, 21, 27, 29, 39, 40, 49, 50, 51, 52, 53, 54	FINISHES: 04, 05, 07, 08, 46, 47, 48
* 8" spike included	★ LED bulb included	** 14" spike included	
	0520 LH_	57.80	69.40
	0521 LH_	67.40	79.60
	0522 LH_	74.70	87.40
	0523 LH_	63.00	75.40
	0524 LH_	74.50	85.40
	0525 LH_	80.00	94.50
	★ 0527 HG_*	93.80	107.40
	0527 LH_	79.40	93.00
	LH: 1273 mounting plate included		
	★ 0529 HG_*	99.10	113.00
	0529 LH_	84.80	98.30
	LH: 1273 mounting plate included		
	★ 0531 HG_*	92.90	107.60
	★ 0532 HG_	99.40	114.10
	0540 LH_	65.30	79.30
	0541 LH_	78.30	94.00
	0542 LH_	89.60	106.30
	0543 LH_	71.50	85.70
	0544 LH_	84.70	100.60
	0545 LH_	95.90	113.20
	0550 LH_	142.00	163.70
	0551 LH_	156.00	178.90
	0552 LH_	173.70	197.70
	★ 0561 HG_*	99.10	114.10
	★ 0562 HG_	105.50	120.70
	★ 0571 HG_*	82.80	96.00
	★ 0572 HG_*	90.00	103.50
	★ 0573 HG_*	98.30	111.90
	0582 HG_*	110.10	124.90
	0582 LH_	110.10	124.90
	LH: 1273 mounting plate included		
	0583 HG_*	121.00	136.50
	0583 LH_	121.00	136.50
	LH: 1273 mounting plate included		
	4N=20°/8N=12° 4M=32°/8M=30° 4W=44°/8W=45°	0585 LV_LD4_	197.10
		0585 LV_LD8_	221.00
		74.20	
		stainless steel, 15 feet of wire included (1 year warranty)	
	N = 20° M = 32° W = 44°	0590 LV_LD4_*	104.70
	N = 20° M = 32° W = 44°	0591 LV_LD4_*	104.70


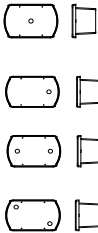


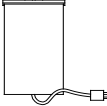
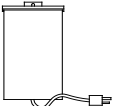
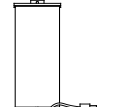
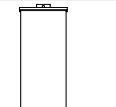
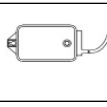
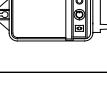
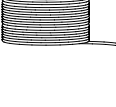

	Catalog Number	FINISHES: 01, 03, 06, 09, 10, 20, 21, 27, 29, 39, 40, 49, 50, 51, 52, 53, 54	FINISHES: 04, 05, 07, 08, 46, 47, 48	
* 8" spike included	★ LED bulb included	** 14" spike included		
	N = 12° M = 30° W = 45°	0592 LH_LD8_	130.90	
		LH: 1273 mounting plate included		
		0592 LV_LD8_*	119.20	
		131.40		
	N = 12° M = 30° W = 45°	0593 LH_LD8_	130.90	
		LH: 1273 mounting plate included		
		0593 LV_LD8_*	119.20	
		131.40		
	N = 14° M = 32° W = 42°	0594 LH_LD10_	179.00	
		0594 LH_LD20_	250.40	
		LH: 1273 mounting plate included		
		0594 LV_LD10_*	171.30	
		0594 LV_LD20_*	236.00	
		188.10		
		0594 LV_LD20_*	253.00	
		268.60		
	N = 14° M = 32° W = 42°	0595 LH_LD10_	185.60	
		0595 LH_LD20_	256.90	
		LH: 1273 mounting plate included		
		0595 LV_LD10_*	179.00	
		0595 LV_LD20_*	243.90	
		196.00		
		260.60		
		0596 HG_*	58.00	
		65.90		
		From 0590 to 0595, plate for 12V only, (T) option, add: 19.40		
		0603 LV_*	64.20	
		0603 LV_LD2*	91.70	
		0603 LV_LD4*	103.70	
		118.50		
		0870 LH_	263.10	
		0870 LH_LD8	337.60	
		371.80		
		0871 LH_	220.40	
		0871 LH_LD8	290.60	
		323.10		
		0872 LH_	241.70	
		0872 LH_LD10	330.80	
		365.90		
		0872 LV_*	266.50	
		0872 LV_LD10*	348.00	
		389.50		
		0873 LH_	215.10	
		0873 LH_LD10	306.50	
		341.80		
		0873 LH_LD20	378.00	
		416.70		
		0873 LV_*	241.20	
		0873 LV_LD10*	323.70	
		365.40		
		0873 LV_LD20*	364.10	
		403.00		
		0874 LH_LD8	210.40	
		0874 LV_LD8*	197.10	
		217.20		
		0879 LH_	126.10	
		0879 LH_LD10	221.80	
		239.60		
		0879 LV_*	140.00	
		0879 LV_LD10*	239.10	
		257.60		
		0881 LH_	102.10	
		0881 LH_LD10	201.10	
		218.20		
		0881 LV_*	117.10	
		0881 LV_LD10*	218.40	
		236.40		
		0886 LV_*	161.00	
		178.20		
		0887 LH_	200.70	
		0887 LH_LD8	295.10	
		328.20		
		0887 LH_LD10	316.00	
		350.00		
		0887 LH_LD20	388.80	
		428.60		




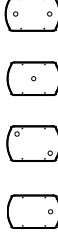

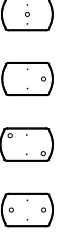



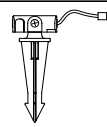




Landscape lighting

	Catalog Number	FINISHES: 01, 03, 06, 09, 10, 20, 21, 27, 29, 39, 40, 49, 50, 51, 52, 53, 54	FINISHES: 04, 05, 07, 08, 46, 47, 48	
* 8" spike included	★	LED bulb included	** 14" spike included	
	0887 LHST	264.50		
	0887 LHST LD8	355.80		
	0887 LHST LD10	376.60		
	0887 LHST LD20	452.80		
ST: En acier inoxydable brossé				
PTC-0887W		43.00	(replacement globe)	
	0888 LH_	200.70	229.80	
	0888 LH_LD8	295.10	328.20	
	0888 LH_LD10	316.00	350.00	
	0888 LH_LD20	388.80	428.60	
	PTC-0888W		43.00	(replacement globe)
	0902 LV_LD2*	104.70	115.20	
	0902 LV_LD4*	116.50	128.40	
	0922 LV_LD3*	157.30	173.70	
	0923 LV_LD3*	157.30	173.70	
	0924 LV_LD3*	130.90	144.50	
	Box for 0930,0931 AND 0932 NOTE: 0932 IS NOT AVAILABLE WITH PL OPTION	0929 HG	57.90	
	0929 LH	52.30		
	0929 LH LD8	144.70		
	0929 LV	61.20		
	0929 LV LD4	99.70		
	0929 LV LD8	131.50		
	0929 PL	111.30		
	F = face plate only FC = face plate for concrete	0930F _	57.30	67.60
	0930FC _	59.20	69.70	
	0930 HG_	115.20	125.40	
	0930 LH_	109.60	120.10	
	0930 LH_LD8	196.30	205.70	
	0930 LV_	118.70	128.90	
	0930 LV_LD4	151.30	160.50	
	0930 LV_LD8	183.30	192.60	
	0930 PL_13	168.70	178.90	
	F = face plate only FC = face plate for concrete	0931F _	57.30	67.60
		0931FC _	59.20	69.70
0931 HG_		115.20	125.40	
0931 LH_		109.60	120.10	
0931 LH_LD8		196.30	205.70	
0931 LV_		118.70	128.90	
0931 LV_LD4		151.30	160.50	
0931 LV_LD8		183.30	192.60	
0931 PL_13		168.70	178.90	
F = face plate only FC = face plate for concrete	0932F _	57.30	67.60	
	0932FC _	59.20	69.70	
	0932 HG_	115.20	125.40	
	0932 LH_	109.60	120.10	
	0932 LH_LD8	196.30	205.70	
	0932 LV_	118.70	128.90	
	0932 LV_LD4	151.30	160.50	
	0932 LV_LD8	183.30	192.60	

	Catalog Number	FINISHES: 01, 03, 06, 09, 10, 20, 21, 27, 29, 39, 40, 49, 50, 51, 52, 53, 54	FINISHES: 04, 05, 07, 08, 46, 47, 48	
* 8" spike included	★	LED bulb included	** 14" spike included	
	0933 HG_	95.80	107.80	
	0933 LV_	98.80	111.10	
	0933 LV_LD2	123.60	136.40	
	0933 LV_LD4	135.50	149.10	
	0934 HG_	95.80	107.80	
	0934 LV_	98.80	111.10	
	0934 LV_LD2	123.60	136.40	
	0934 LV_LD4	135.50	149.10	
	0935 HG_	95.80	107.80	
	0935 LV_	98.80	111.10	
	0935 LV_LD2	123.60	136.40	
	0935 LV_LD4	135.50	149.10	
	0936 LV_	116.70	129.70	
	0936 LV_LD2	139.20	152.40	
	0936 LV_LD4	151.10	165.00	
	0936 LV_LD8	174.90	190.10	
	0946 LV_	79.40	93.80	
	0946 LV_LD2	105.40	120.10	
	0946 LV_LD4	117.40	132.80	
	0965 LH_LD8	205.10	223.20	
	0965 LV_	117.20	131.80	
	0965 LV_LD2	141.00	156.00	
	0965 LV_LD4	152.90	168.30	
	0965 LV_LD8	171.80	188.20	
	0966 LH_LD8	246.50	267.00	
	0966 LV_	163.20	180.70	
	0966 LV_LD2	179.90	199.80	
	0966 LV_LD4	194.30	212.10	
	0966 LV_LD8	213.50	232.30	
	0977 LV_	82.40	95.80	
	0977 LV_LD2	108.20	121.70	
	0977 LV_LD4	120.30	134.30	
	0984 HG_	67.70	81.70	
	0984 LV_LD2	94.80	109.40	
	0984 LV_LD4	106.90	121.50	
	0985 LV_LD2	104.70	115.20	
	0985 LV_LD4	116.50	128.40	
	1233 8	10.60		
	8" mounting spike			
	1233 14	16.00		
14" mounting spike				
	1234	38.70		
	Wing mounting spike 120 volts			
	1235	11.10	15.10	
	Low wall mounting plate			

Landscape lighting

	Catalog Number	FINISHES: 01, 03, 06, 09, 10, 20, 21, 27, 29, 39, 40, 49, 50, 51, 52, 53, 54	FINISHES: 04, 05, 07, 08, 46, 47, 48
* 8" spike included 	LED bulb included	** 14" spike included	
Burial ballast box 	1236 _ A	158.40	175.30
	1236 _ B	158.40	175.30
	1236 _ C	158.40	175.30
	1236 _ D	158.40	175.30
	1237_ 15	17.60	20.20
	1237_ 27	23.40	26.30
	1237_ 37	29.50	32.40
	Low wall mounting plate for model 0300		
	1240 CK 150	147.80	
	Transformer 150 VA (AC)		
	1240 RK 150	140.60	
	Transformer 150 VA, (AC) interchangeable timer		
	1240 RK 150 PR	157.60	
	150VA, (AC) interchangeable timer, photocell		
	1240 RK 250	179.60	
	Transformer 250 VA (AC), interchangeable timer		
	1240 RK 250 PR	220.00	
	250VA (AC), interchangeable timer, photocell		
	1240 RK 500	319.00	
	Transformer 500 VA (AC), interchangeable timer		
	1240 RK 500 PR	359.20	
	500VA (AC), interchangeable timer, photocell		
	1240 RK 750	459.40	
	Transformer 750 VA (AC), interchangeable timer		
	1240 RK 750 PR	499.90	
	750VA (AC), interchangeable timer, photocell		
	1245 CK 50 PR	51.90	
	Transfo. 50 VA (AC) with photocell		
	1245 CK 100 PR	76.90	
	Transfo. 100 VA (AC) with photocell		
	1261 50	56.20	Cable 15 m / 50'
	1261 100	107.30	Cable 30 m / 100'
	1261 200	202.90	Cable 60 m / 200'
	1261 500	483.40	Cable 150 m / 500'
	1261 1000	928.30	Cable 300 m / 1000'

	Catalog Number	FINISHES: 01, 03, 06, 09, 10, 20, 21, 27, 29, 39, 40, 49, 50, 51, 52, 53, 54	FINISHES: 04, 05, 07, 08, 46, 47, 48
* 8" spike included 	LED bulb included	** 14" spike included	
	1270 _	23.10	28.70
	Mounting plate (12 volts) threaded 1/4 NPS		
	1271 _	23.10	28.70
	Mounting plate (12 volts) threaded 1/2 NPS		
Mounting plates with varying hole locations (12 volts) 	1272 _ A	41.40	51.70
	1272 _ B	41.40	51.70
	1272 _ C	41.40	51.70
	1272 _ D	41.40	51.70
	1273 _	7.80	11.60
	Mounting plate (120 volts)		
Mounting plates with varying hole locations (120 volts) 	1274 _ A	41.40	51.70
	1274 _ B	41.40	51.70
	1274 _ C	41.40	51.70
	1274 _ D	41.40	51.70
	1275	40.50	
Conductive grease compound			
	1276	8.10	
Waterproof connection fittings (pack of 2)			
	1277	7.80	
SNOC positioning flags, pack of 6			
	1291 _	50.30	
	Connection box with 8" spike with cord (120 volts)		
	1291 _ 14	55.50	
	Connection box with 14" spike with cord (120 volts)		
	1291 _ BO	32.60	
	Connection box without spike and cord (120 volts)		
	1291 _ BO8	44.90	
	Connection box with 8" spike and no cord (120 volts)		
	1291 _ BO14	50.30	
	Connection box with 14" spike and no cord (120 volts)		
	1293 8	60.80	
	1293 14	68.00	
Stanchion mount spike (120 volts)			

