

SNOOC

LIGHTING CREATOR



IP66

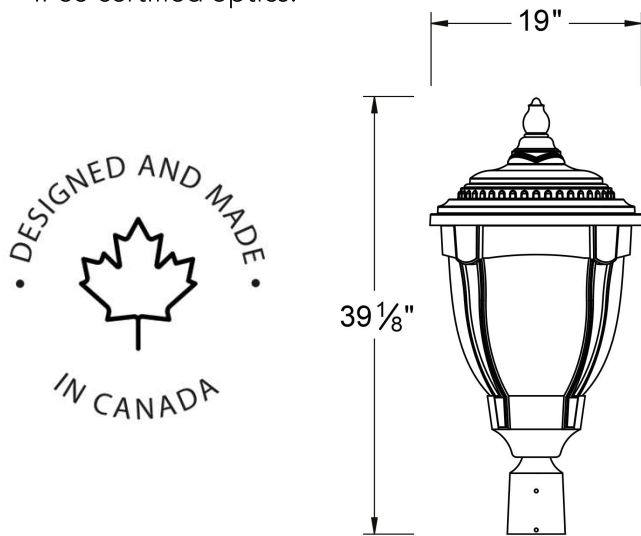
MUNICH

A light, a world of possibilities

Munich

LUMINAIRE COMPONENTS

- Cast aluminum body and finial.
- Cast aluminum converter housing and cover for heat dissipation.
- Hinged mechanism for quick and easy lamp access.
- Porcelain enameled socket with medium or goliath base.
- IP66 certified optics.



WARRANTIES


- Lifetime warranty on cast aluminum components.
- 5-year warranty against paint peeling.
- 10-year warranty on LED lighting system and 5-year warranty on converter.
- Replacement parts available for a minimum of 20 years.

MAINTENANCE

The Munich collection is designed for easy field maintenance. The cap swings open on a simple hinge, leaving both hands free for relamping and cleaning. The converter is mounted in a housing equipped with "quick connectors" and can be connected or disconnected in a snap. The converter can be replaced or repaired outside the fixture.

MOUNTING OPTIONS

The drawings below illustrate some of the standard options available. SNOC can also custom design and manufacture arm styles required for various types of projects.



MOUNTINGS

Post support arms can be used in any of the configurations shown below.

1 - On post 

2 - Pedestal

3 - Suspended

A - Console 1 

B - Console 2 

C - Console 3 

D - Console 4 


E - Console 1-1 

W- Wall mounting

Z - Wooden posts

ARM STYLES

Manufactured from high purity aluminum to maximize corrosion resistance, all arms are available for pole or wall applications. Consult your SNOC representative for a custom design.



SOURCES

This collection is offered with LED lighting systems equipped with surge protection, which offer excellent lighting performance and operation in cold weather. Versions with E26 (medium) or E39 (goliath) sockets are also available upon request.

VOLTAGE

The Munich collection is available in 120V to 277V and 347V.

OPTICS/TYPES

Depending on the optical system used, the following standard IES distributions are available

With LED: type I, II, III, IV and V.

PHOTOMETRY

Most optical systems offer photometric measurements allowing the above-mentioned distributions. For the required data (in standard IES format) to calculate a scheme for a lighting project, please visit our website at www.snoc.com

Munich - MU

MOUNTING		ARM STYLE		SOURCE			TENSION		OPTICS		LED BOARD / SOCKET		TYPE		GLOBE/GLASS		FINISH		OPTIONS		
				Power	Color																
0	On 3" post	0	No arm	INC	Incandescent	N/A for incandescent		1	120 to 277V	0	None (LED)	N	Normal (LED)	1	Type I	0	None	AT	Anthracite	TPR	Twist-lock adapter
1	On 4" post	I	Style I	25	25W LED	A	Amber	5	347V	Y	Chimney	W	Hyper-extensive (LED)*	2	Type II	C	Clear acrylic	BK	Black	F	Fuses
2	Pedestal	L	Style L	30	30W LED	D	3000K					M	Medium base	3	Type III	E	Clear tempered glass*	BZ	Brown	D	0-10Volt dimmers
3	Suspended	M	Style M	40	40W LED	L	4000K					G	Goliath base	4	Type IV			DB	Textured black		
A	Console 1	N	Style N	50	50W LED									5	Type V			DS	Silver		
B	Console 2	R	Style R	60	60W LED													DW	Textured white		
C	Console 3	S	Style S	75	75W LED													DZ	Textured bronze		
D	Console 4	T	Style T	10	100W LED													PE	Pewter		
E	Console 1-1																	PG	Pine green		
W	Wall mounting																	WH	White		
Z	On wooden post	Example on previous page																XX	On request		
																					See color chart on our site for example
ex: MUW		L		60		D		1		0		W		3		E			BK		