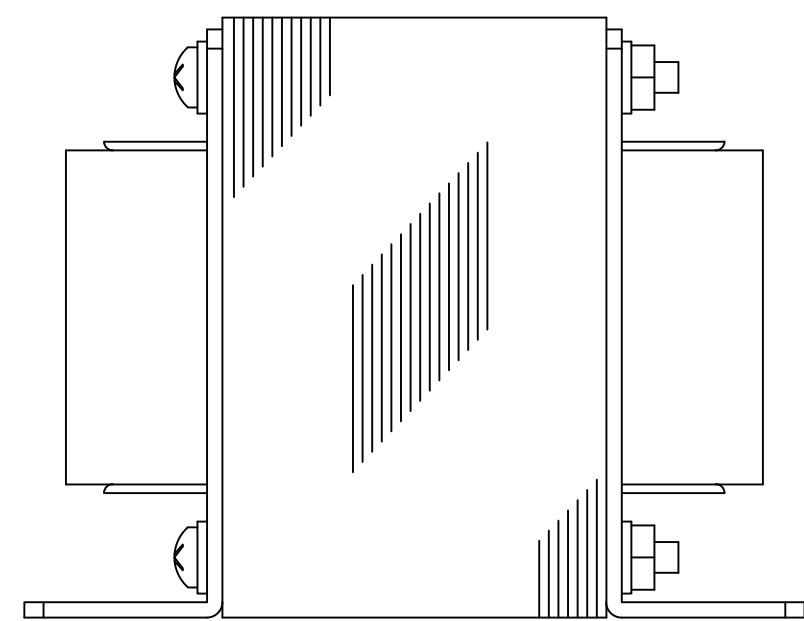
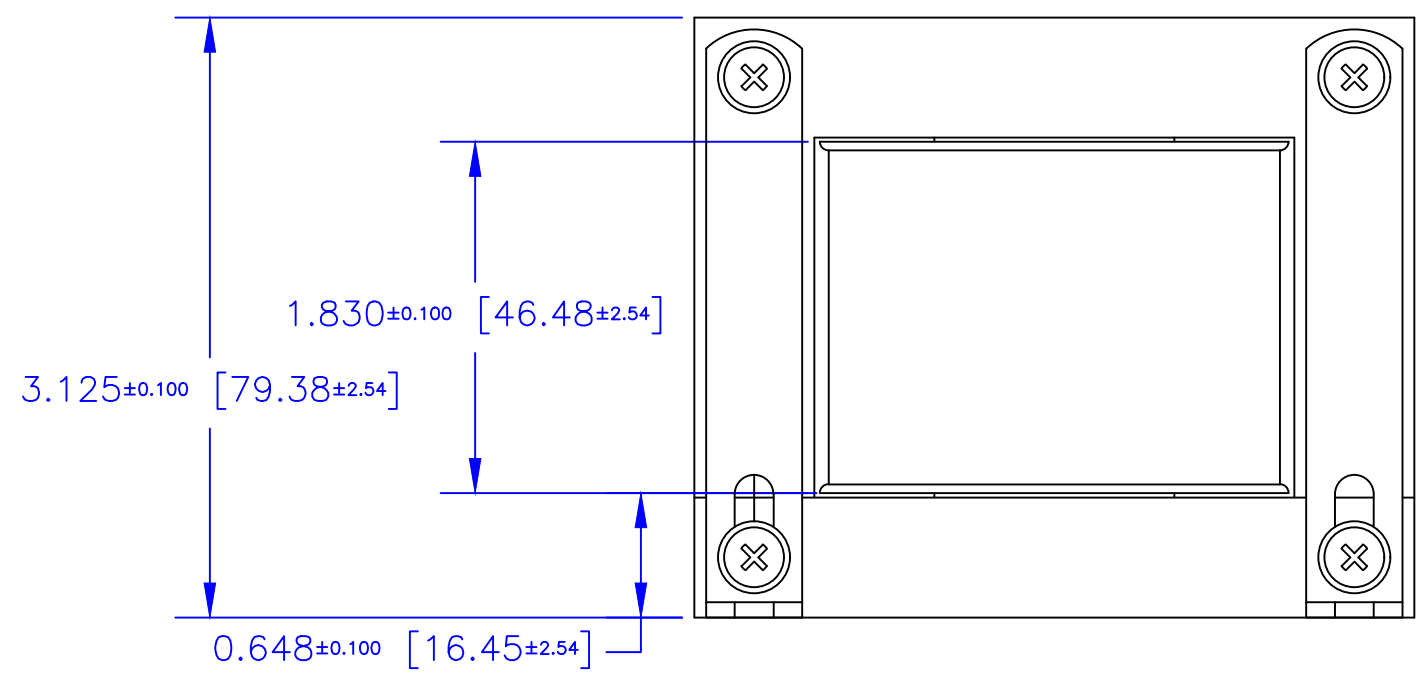
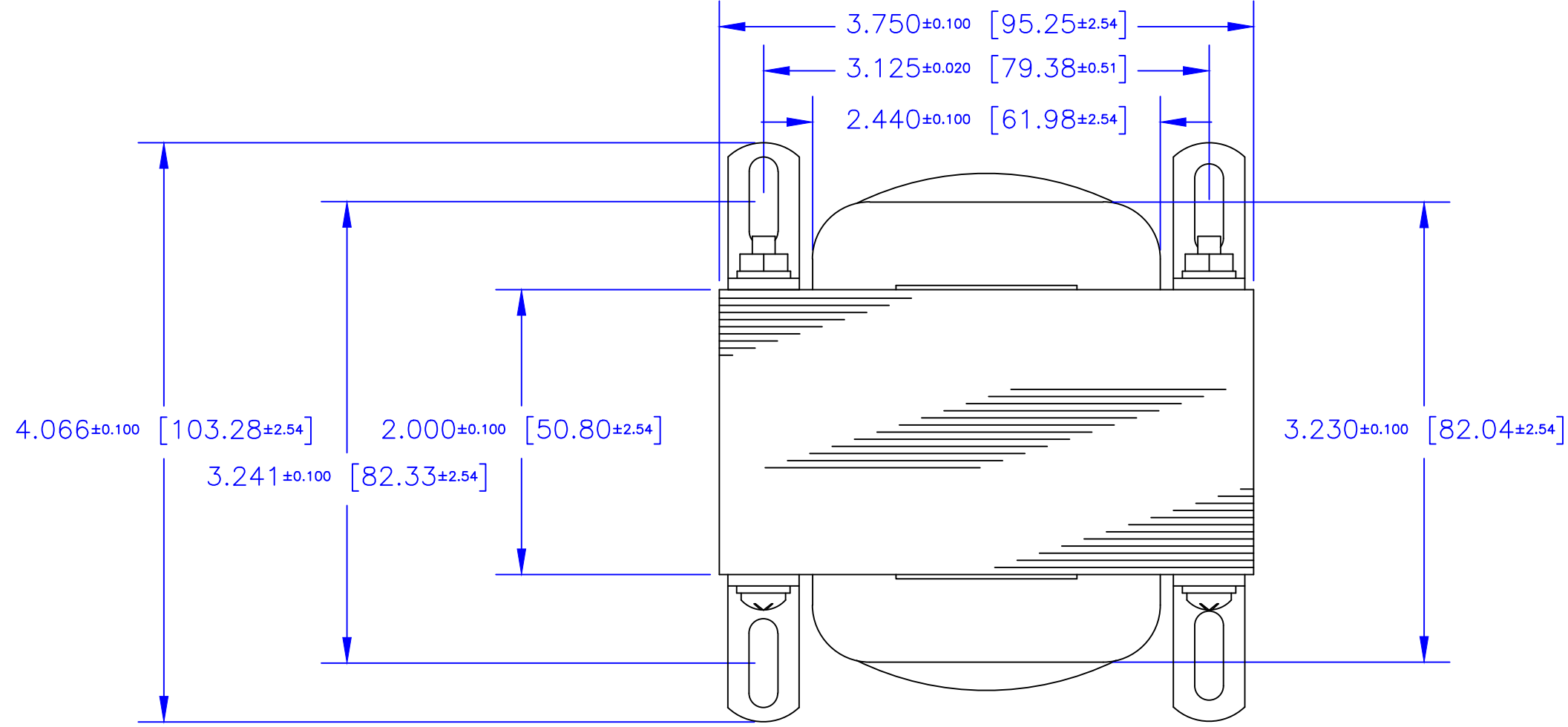


REVISIONS				
ZONE	REV	DESCRIPTION	DATE	APPROVED
D-3 C-3	A	Changed mounted bracket foot print from 0.781" to 1.032".	7/2003	B. Weston



**\*\*NOTES: UNLESS OTHERWISE SPECIFIED!**

1. All material is UL listed.
2. All material are to be RoHS compliant.
3. Bobbin: Nylon 6/6 30% glass filled, Class B, Flammability 94HB UL E184262.
4. Magnet Wire: Class B, UL E32638, Gauge depending on the transformer design specifications requirement.
5. Finish Tape: Polyester film tape, Class 130°, dielectric strength 5000 volts, UL E17385, guide OANZ2.
6. Core Material: Depending on the transformer design specifications requirement.
7. Termination: Depending on the transformer design specifications requirement.
8. Mounting: Zinc plated steel horizontal brackets.
9. Finish: Styrenated alkyd electrical varnish, air cured, UL E63933.

DRAWING BY <b>Brian Weston</b>		Date <b>7/2003</b>		<b>EDCOR Electronics</b>		7130 National Parks Highway, Carlsbad, NM 88220		www.edcorusa.com	
CHECKED BY <b>Brian Weston</b>		Date <b>7/2003</b>		UNLESS OTHERWISE SPECIFIED		<b>E1125 x 2"</b>		<b>horizontal bracket mounted</b>	
APPROVED BY <b>Larry Weston</b>		Date <b>7/2003</b>		SIZE <b>C</b>	FSCM NO.	DWG NO. <b>15000-EI125-200-02</b>	REV <b>A</b>	SCALE: <b>1:1</b>	©2015 EDCOR Electronics SHEET: <b>1 of 1</b>