

Rubio Monocoat Sunprimer HWP

Gives a more intense colour to vertical wood

Sunprimer HWP is a water-based primer which limits the effects of UV light and which can be used as an optional primer when applying a finishing coat of Hybrid Wood Protector on vertical exterior wood.

Sunprimer HWP - which is always applied in the same colour as the Hybrid Wood Protector - guarantees the deep penetration of colour pigments which results in an intense colour.



PRODUCT INFORMATION

> Specific characteristics

- Ready for use
- Retains the natural look of the wood
- Provides a deep and intense colour
- Provides better cover and a more uniform effect
- 20 unique colours
- Only applicable on vertical wood

> Technical characteristics

- Physical state: liquid
- Odour: characteristic
- Density: > 1 kg/L
- VOC content: 0 g/L

Traditional


> Colours on Pine




WHITE




PURE



NATURAL



TEAK



ROYAL



CHOCOLATE




CHARCOAL



GREY




BLACK



LOOK IPÉ




LIGHT GREY



TAUPE

POP

> Colours on Pine



PLEASE NOTE: The pigment in the various Hybrid Wood Protector colours contributes to the protection of the wood from greying. The colour PURE is not pigmented, however, which will cause the natural greying to occur faster.

> Storage

The product can be stored for up to 12 months. Store in dry conditions and in the original packaging. Keep away from frost.

APPLICATION INFORMATION

> Instructions for use

		 Hybrid Wood Protector	 Sunprimer HWP & Hybrid Wood Protector
 Horizontal	Deckings	✓	No
	Tables, chairs, ...	✓	No
 Vertical	Façades	✓	✓
	Windows, doors, ...	✓	✓

STEP 1. Apply only on raw, totally untreated vertical wood. It is essential to remove completely all previous treatment products. Always clean the surface using Rubio Monocoat Exterior Wood Cleaner before starting.

STEP 2. Stir the Sunprimer HWP well. Apply a small amount of Sunprimer HWP uniformly using a gun, brush, roller or cloth. Work in zones of 5 - 10 m².

STEP 3. Leave to dry for 24 hours (the surface should be dry to the touch).

STEP 4. Now apply one coat of Hybrid Wood Protector in the same colour as the Sunprimer HWP you have used. Please consult the oil's user guide for how to apply this product correctly!

INDUSTRIAL APPLICATION

If you want to apply this product in an industrial manner, we advise you to get in contact with our technical care team. The technical data sheet for industrial use is available on demand. For industrial applications, it is obligatory to add 10% of Accelerator to the Hybrid Wood Protector.

› Tips & Tricks

- Always clean the wood using Exterior Wood Cleaner before applying Sunprimer HWP. This will significantly increase the finish's durability.
- Always use the same colour of Sunprimer HWP and Hybrid Wood Protector.

› Packaging

- Bottle of 20ml, 100ml and 1L
- Can of 5L and 20L

› Consumption

The consumption of Sunprimer HWP varies according to the following parameters:

1. Wood density: the softer the wood, the higher the consumption.
2. Humidity content: the wood should be dry. Don't apply if the humidity content of the wood exceeds 12%.
3. Ambient temperature: should be between 15 °C and 27 °C, with a relative humidity of less than 80%. Do not apply in full sun or at high temperatures.
4. Preparation: the preparation method of the wood - sandpapered, brushed or shaved - has an influence on the consumption.

Indication of the usage: 10 to 35 m²/L.

Optimum protection is achieved by thoroughly saturating the surface being treated with Sunprimer HWP.

Please note: remove any excess product from the surface you are treating once the wood stops absorbing the product. Sunprimer HWP may not be used as a film-forming product! Consumption may be higher when performing renovation work.


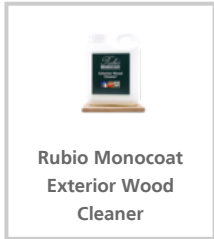
These usages are merely indicative. Results depend on wood type and method of preparation. It is always recommended to make a sample in order to calculate the exact usage.

› Tools



The used tools can be cleaned with water.

› Related products



Check the packaging and the safety data sheet for more details.

For our complete assortment of products for the protection and colouring of interior and exterior wood, please visit www.rubiomonocoat.com

LIABILITY: It is the user's responsibility to establish, through his own tests, whether the product is suitable for the chosen application. In no case can Muylle Facon NV be held liable for any consequential damage. The information above may be subject to changes, which will be published in the updated versions of the technical data sheet. We cannot be held liable for poor results due to causes that are not related to the quality of the product. This technical information has been drawn up based on the currently available information and knowledge. The most recent technical data sheets can be requested or are available on the website. **Date of TDS: 07/04/2022. Check the safety information before using the product.**



Rubio[®]
MONOCOAT
MUYLLE  FACON

Muylle Facon NV
Ambachtenstraat 58
8870 Izegem (BELGIUM)

Phone +32 (0) 51 30 80 54
Fax +32 (0) 51 30 99 78
info@muyllefacon.be

www.rubiomonocoat.com