

## SPECIFICATIONS

**Speed Range:** 3.25 – 100.50 in/min [8.26 – 255.27 cm/min]

**Maximum Incline:** 30°

**Gun Positioning Slides:** 1-3/4" (44.5 mm)  
Vertical and Horizontal Stroke

**Weight of MOGGY®:** 31 lbs. (14.1 kg)  
complete with all attachments (single gun model)

**Supply Voltage:** Either 42, 115, or 230 VAC,  
single phase, 50/60 Hz., 30 watts

**Drive Motor:**  
24 VDC permanent magnet gear motor

**Drive Wheel Temp Range:**  
-65°F to 450°F (-54°C to 232°C)

**Complies with:** C.S.A. & N.R.T.L.  
(file #LR35006-8) & C.E. Certification.

## BATTERY POWERED MODEL

**Battery Life:** 11hrs\*

**Charge Time:** 3hrs at 1 amp

**Voltage:** 28.8V 3.0ah Capacity

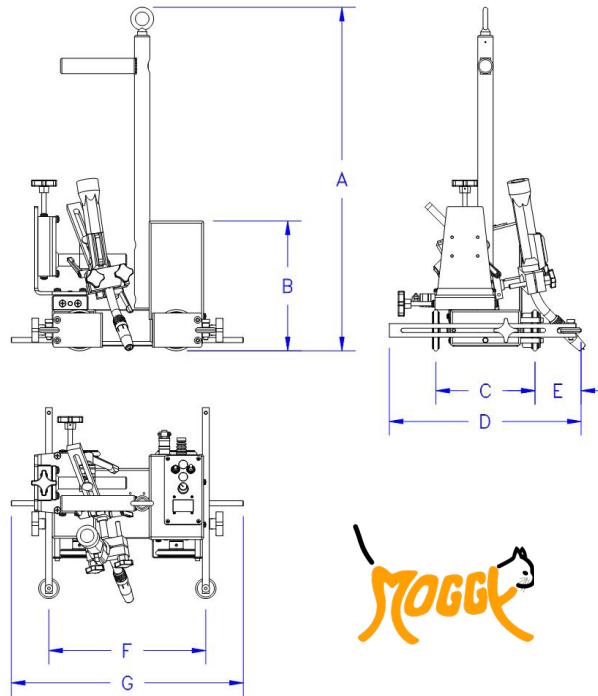
**Battery Working Temperature:** -5°C - 50°C  
discharging at -20°C - 75°C

Battery has on board protection against  
overcharging, over current draw and over  
discharge

\*based on an 8IPM travel speed

## CARRIAGE DIMENSIONS

	IMPERIAL	METRIC
<b>A</b>	25.00"	635.0 mm
<b>B</b>	9.57"	243.1 mm
<b>C</b>	7.25"	184.2 mm
<b>D</b>	14.01"	355.7 mm
<b>E</b>	Min 1.44" Max 7.06"	Min 3.6 mm Max 179.3 mm
<b>F</b>	11.50"	292.1 mm
<b>G</b>	17.00"	431.8 mm



## WELDING AND CUTTING AUTOMATION

**GULLCO**



## TRACKLESS WELDING CARRIAGE - MOGGY®



Ideal for automatic horizontal fillet, lap or butt  
welding applications

Control allows for both continuous or stitch  
welding operations

Dual gun holder assemblies make automated  
simultaneous welding efficient

MOGGY® wheels can be inverted to allow  
carriage to operate on v-groove track

The MOGGY® can be equipped with a variety  
of accessories including: weld oscillator, cutting  
torch attachment and internal radius guide  
wheels

**GM-03-100 - STANDARD CARRIAGE**

**GM-03-200 - DUAL TORCH CARRIAGE**



*Automate Fillet, Lap, and Butt Welds with Precision*

VERSITILE TRACKLESS AUTOMATION CARRIAGE FOR A VARIETY OF APPLICATONS

KAT, KBM, MOGGY, KATBAK & SAM are registered trademarks of Gullco Enterprises Limited

Distributed by:

SPECIFICATIONS ARE SUBJECT TO CHANGE WITHOUT NOTICE. ALL DIMENSIONS ARE NOMINAL

GULLCO		
<b>CANADA - GULLCO INTERNATIONAL LIMITED</b>	Phone: 905-953-4140	Fax: 905-953-4138 e-mail: sales@gullco.com
<b>U.S.A - GULLCO INTERNATIONAL INC.</b>	Phone: 440-439-8333	Fax: 440-439-3634 e-mail: ussales@gullco.com
<b>EUROPE - GULLCO INTERNATIONAL (U.K.) LIMITED</b>	Phone: +44 1257-253579	Fax: +44 1257-254629 e-mail: uksales@gullco.com
<b>AUSTRALIA - GULLCO INTERNATIONAL PTY LIMITED</b>	Phone: 61 (0)7 3348 5515	Fax: 61 (0)7 3348 5510 e-mail: ausales@gullco.com
<b>INDIA - GULLCO INTERNATIONAL INDIA PVT LIMITED</b>	Phone: +91-20-2551-1433	Fax: +91-20-2551-1433 e-mail: indsales@gullco.com
<b>CHINA - GULLCO INTERNATIONAL SHANGHAI LIMITED</b>	Phone: +8621-50460341	Fax: +8621-50463554 e-mail: c.zhang@gullco.com
<b>SINGAPORE - GULLCO INTERNATIONAL LIMITED</b>	Phone: +65-9385-4468	e-mail: benny.lim@gullco.com
<b>LATIN AMERICA - GULLCO INTERNATIONAL LIMITED</b>	Phone: 55-11-99485-1336	e-mail: rogerio.macedo@gullco.com
<b>GERMANY - Stuch Schweißtechnik GmbH &amp; Co. KG</b>	Phone: +49(0)203-729495	Fax: +49(0)203-729496 e-mail: info@stuch-schweisstechnik.de


**GULLCO.COM**

MG-16-01





# TRACKLESS AUTOMATION WELDING CARRIAGE



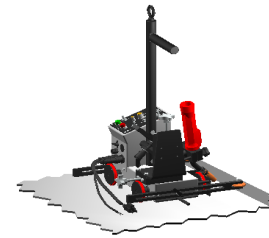
The MOGGY® is intended to automate and improve the quality of welding and cutting operations by carrying the welding gun(s) or cutting torch(es), at precisely controlled speeds, along the path of the joint. The MOGGY® carriage also provided interface between the welding and cutting motion and the arc start and stop signals. The automation carriage is normally guided by adjustable guide wheels which are set to always drive the carriage slightly into the vertical member (usually either the vertical member of a fillet joint or a template/fence placed parallel to the joint). Industry standard 6" v-groove track may also be used to guide the parth of the MOGGY®. The carriage is flexible enough to allow it to be easily configured for horizontal lap, butt and fillet weld joints as well as a variety of cutting processes.

Using the MOGGY® automation carriage system will add accuracy and uniformity to welding and cutting applications while increasing productivity. Typical applications include shipbuilding, offshore construction, steel fabrication, etc.

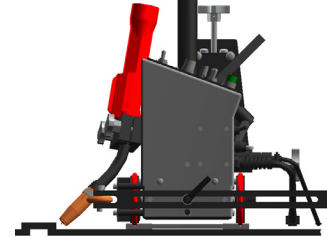
### Standard MODEL GM-03-100

MOGGY® Carriage with control for continuous or stitch welding, and with a control that uses a Gullco microprocessor to provide accurate repeatability regardless of travel speeds for weld distance on and weld distance off. It has a forward/stop/reverse switch, wire feed start on/off switch, travel speed potentiometer, auto wire feed start with delay carriage start, wire feed connector with 15 ft. (4572mm) control cable. All functions displayed in an LED window.

## FILLET JOINT WELDING    LAP JOINT WELDING



The MOGGY® performing a fillet weld using a template, guide or fence positioned parallel to the workpiece. The actual workpiece is often used as the guide.

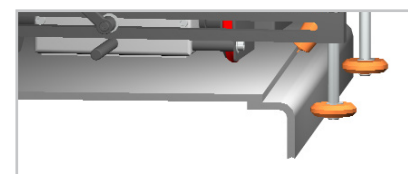
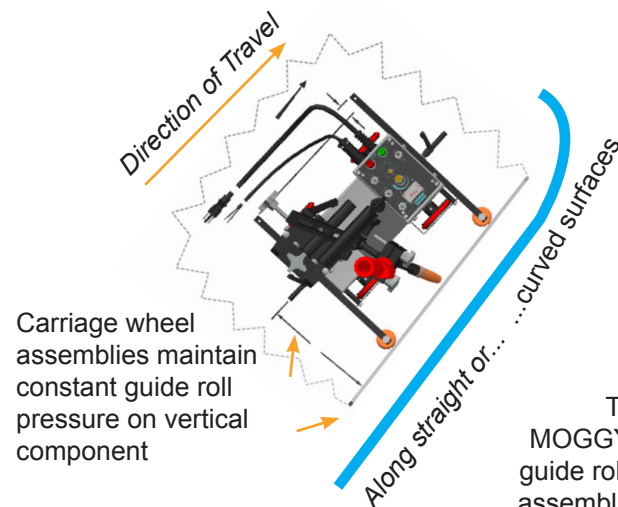


The MOGGY® is performing a lap joint weld. It is guided by Industry Standard 6" (152.4mm) v-groove track running parallel to the joint.



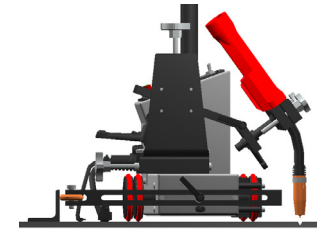
### Precise Torch Alignment To The Seam

Adjustable guide rolls mounted on the front or back of the carriage monitor the slightest seam variations following straight or curved surfaces...maintaining optimum torch positioning as the carriage travels.



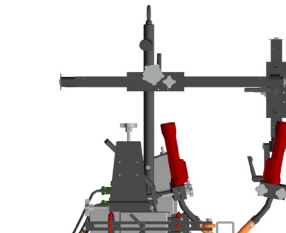
The MOGGY® guide roller assemblies can be configured in a variety of ways enabling extreme versatility.

## BUTT JOINT WELDING



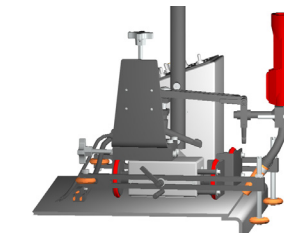
The MOGGY® is ideal for butt joint welding. Here the MOGGY® is using a fence to guide it accurately along the desired path. Standard v-groove track can also be used.

## DUAL GUN WELDING



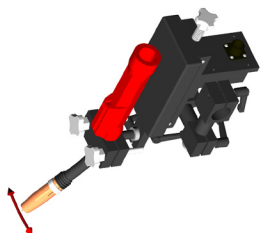
Dual gun holder assembly mounted on the MOGGY® enables positioning of two guns and simultaneous activation of two wire feed signals. MOGGY® is guided by the workpiece.

## JOINT TRACKING



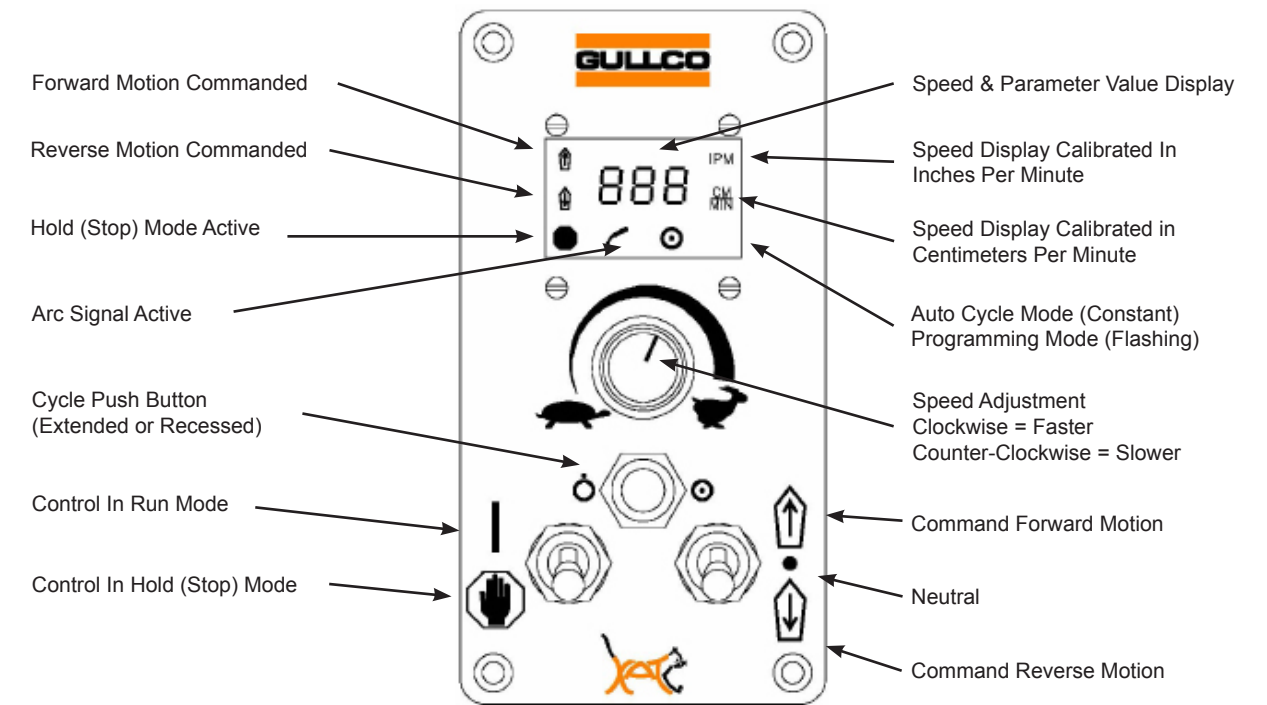
Adjustable height guide roller assemblies are available to track joints with a vertical member higher or lower than the set height of guide roller wheels.

## RADIAL OSCILLATOR



Replaces the standard gun holder assembly in order to weave the gun across the joint while the MOGGY® provides the weld travel motion.

### CARRIAGE CONTROL LAYOUT



#### Accessories available:

**GK-194-O-330** - Radial Oscillator complete with bracketry for mounting on Gullco MOGGY® Carriage.

**GM-03-059** - Adjustable Guide Roller Assembly enables joint tracking where the vertical member is lower/higher than set height of guide roller wheels.

**GM-01-065** - Cutting Torch Holder Assembly enables automated torch cutting operations.

**GM-01-070** - Dual Gun Holder Assembly enables the use of two independently positioned welding guns with two wire feed signals simultaneously activated.