

## SPECIFICATIONS

**Speed Range:** 3.25 – 100.50 in/min [8.26 – 255.27 cm/min]

**Maximum Incline:** 30°

**Gun Positioning Slides:** 1-3/4" (44.5 mm)  
Vertical and Horizontal Stroke

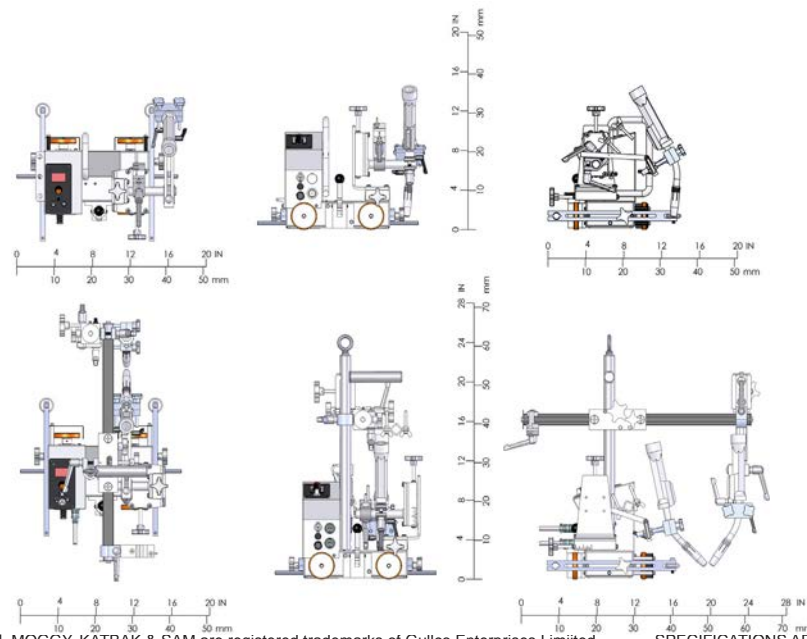
**Weight of MOGGY®:** 31 lbs. (14.1 kg)  
complete with all attachments (single gun model)

**Drive Motor:**  
24 VDC permanent magnet gear motor

**Drive Wheel Temp Range:**  
-65°F to 450°F (-54°C to 232°C)

**Complies with:** C.E. Certification.

## DIMENSIONS



KAT, KBM, MOGGY, KATBAK & SAM are registered trademarks of Gullco Enterprises Limited

SPECIFICATIONS ARE SUBJECT TO CHANGE WITHOUT NOTICE. ALL DIMENSIONS ARE NOMINAL

Distributed by:

**GULLCO.COM**

BMOG2204

## BATTERY FEATURES

**Battery:** LG® 28.8V 3000mAh Li-Ion Battery Pack

**Battery Life:** 9hrs\*

**Protection:** 8S 4A PCM protects from overcharge, over discharge, over drain, short circuit, over temperature damage

**Battery Working Temperature:** -20°C (-4°F) - 75°C (167°F)


**Weight:** 14Oz (396 g)

Battery Life Meter: Easily visible during operation

**Charge Cycles** - 500 full charges

**Air Shipment Certified-** UN38.3

\*based on an 14IPM travel speed



## WELDING AND CUTTING AUTOMATION

**GULLCO**

### BATTERY POWERED TRACKLESS WELDING CARRIAGE - MOGGY®



Ideal for safety related applications with mandatory 50V or less. Automatic fillet, lap or butt welding applications

9h Battery life during standard welding applications

Full battery charge in 1h30 mins from 0%

Control allows for both continuous or stitch welding operations

Dual gun holder assemblies make automated simultaneous welding efficient

The MOGGY® can be equipped with a variety of accessories including: weld oscillator, cutting torch attachment and internal radius guide wheels

May be charged, through convenient plug on carriage. Protected battery is safe from debris and harsh work environments

**GM-05-100 - STANDARD CARRIAGE**

**GM-05-200 - DUAL TORCH CARRIAGE**

**GM-05-300 - MAGNETIC BASE**

**GM-05-400 DUAL TORCH  
MAGNETIC BASE**

*Eliminate extra cables with this low voltage, battery operated carriage*  
VERSATILE TRACKLESS AUTOMATION CARRIAGE FOR A VARIETY OF APPLICATIONS

**GULLCO**  
GULLCO.COM

<b>CANADA - GULLCO INTERNATIONAL LIMITED</b> Phone: 1-905-953-4140 Fax: 1-905-953-4138 e-mail: sales@gullco.com
<b>U.S.A - GULLCO INTERNATIONAL INC.</b> Phone: 1-440-439-8333 Fax: 1-234 808-4146 e-mail: ussales@gullco.com
<b>EUROPE - GULLCO INTERNATIONAL (U.K.) LIMITED</b> Phone: +44 1257-253579 Fax: +44 1257-254629 e-mail: uksales@gullco.com
<b>AUSTRALIA - GULLCO INTERNATIONAL PTY LIMITED</b> Phone: 61 (0)7 3348 5515 Fax: 61 (0)7 3348 5510 e-mail: ausales@gullco.com
<b>INDIA - GULLCO INTERNATIONAL INDIA PVT LIMITED</b> Phone: +91-20-2551-1433 Fax: +91-20-2551-1433 e-mail: indsales@gullco.com
<b>CHINA - GULLCO INTERNATIONAL SHANGHAI LIMITED</b> Phone: +8621-50460341 Fax: +8621-50463554 e-mail: c.zhang@gullco.com
<b>SINGAPORE - GULLCO INTERNATIONAL LIMITED</b> Phone: +65-9385-4468 e-mail: benny.lim@gullco.com
<b>LATIN AMERICA - GULLCO INTERNATIONAL LIMITED</b> Phone: 55-11-99485-1336 e-mail: rogerio.macedo@gullco.com
<b>GERMANY - ms gmbh Melchior Schweißtechnik</b> Phone: +49(0)173 5437722 Fax: +49(0)208 999 38-38 e-mail: christian.mertens@ms-gmbh.com





## TRACKLESS AUTOMATION WELDING CARRIAGE



The MOGGY® is intended to automate and improve the quality of welding and cutting operations by carrying the welding gun(s) or cutting torch(es), at precisely controlled speeds, along the path of the joint. The MOGGY® carriage also provides interface between the welding and cutting motion and the arc start and stop signals. The automation carriage is normally guided by adjustable guide wheels which are set to always steer the carriage slightly into the vertical member (usually either the vertical member of a fillet joint or a template/fence placed parallel to the joint). Industry standard 6" v-groove track may also be used to guide the path of the MOGGY®. The carriage is flexible enough to allow it to be easily configured for horizontal lap, butt and fillet weld joints as well as a variety of cutting processes.

Using the MOGGY® automation carriage system will add accuracy and uniformity to welding and cutting applications while increasing productivity. Typical applications include shipbuilding, offshore construction, steel fabrication, etc.

### Standard MODEL GM-05-100


MOGGY® Carriage with control for continuous or stitch welding, uses a Gullco microprocessor to provide accurate repeatability regardless of travel speeds for weld distance on and weld distance off. It has a forward/stop/reverse switch, travel speed potentiometer, auto wire feed start with delay carriage start and step back function, wire feed connector with 15 ft. (4572mm) control cable. All functions displayed in an LED window.

### FILLET JOINT WELDING




The MOGGY® performing a fillet weld using a template, guide or fence positioned parallel to the workpiece. The actual workpiece is often used as the guide.

### LAP JOINT WELDING



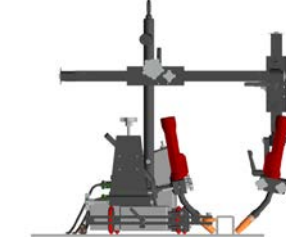
The MOGGY® is performing a lap joint weld. Guided by optional Industry Standard 6" (152.4mm) v-groove track running parallel to the joint.

### BUTT JOINT WELDING



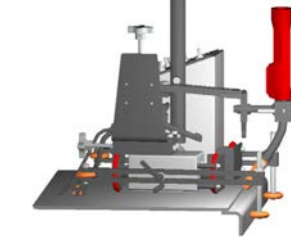
The MOGGY® is ideal for butt joint welding. Here the MOGGY® is using a fence to guide it accurately along the desired path. Standard v-groove track can also be used.

### DUAL GUN WELDING



Dual gun holder assembly mounted on the MOGGY® enables positioning of two guns and simultaneous activation of two wire feed signals. MOGGY® is guided by the workpiece.

### JOINT TRACKING



Adjustable height guide roller assemblies are available to track joints with a vertical member higher or lower than the set height of guide roller wheels.

### RADIAL OSCILLATOR

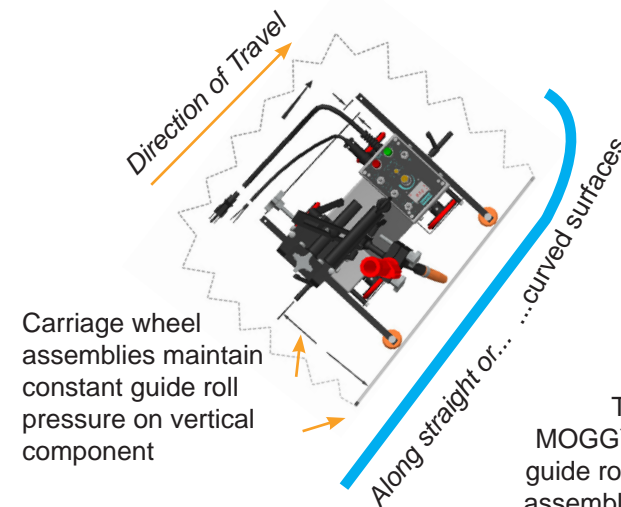


Replaces the standard gun holder assembly in order to weave the gun across the joint while the MOGGY® provides the weld travel motion.

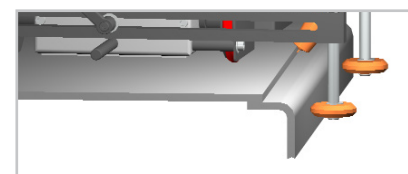


### Precise Torch Alignment To The Seam

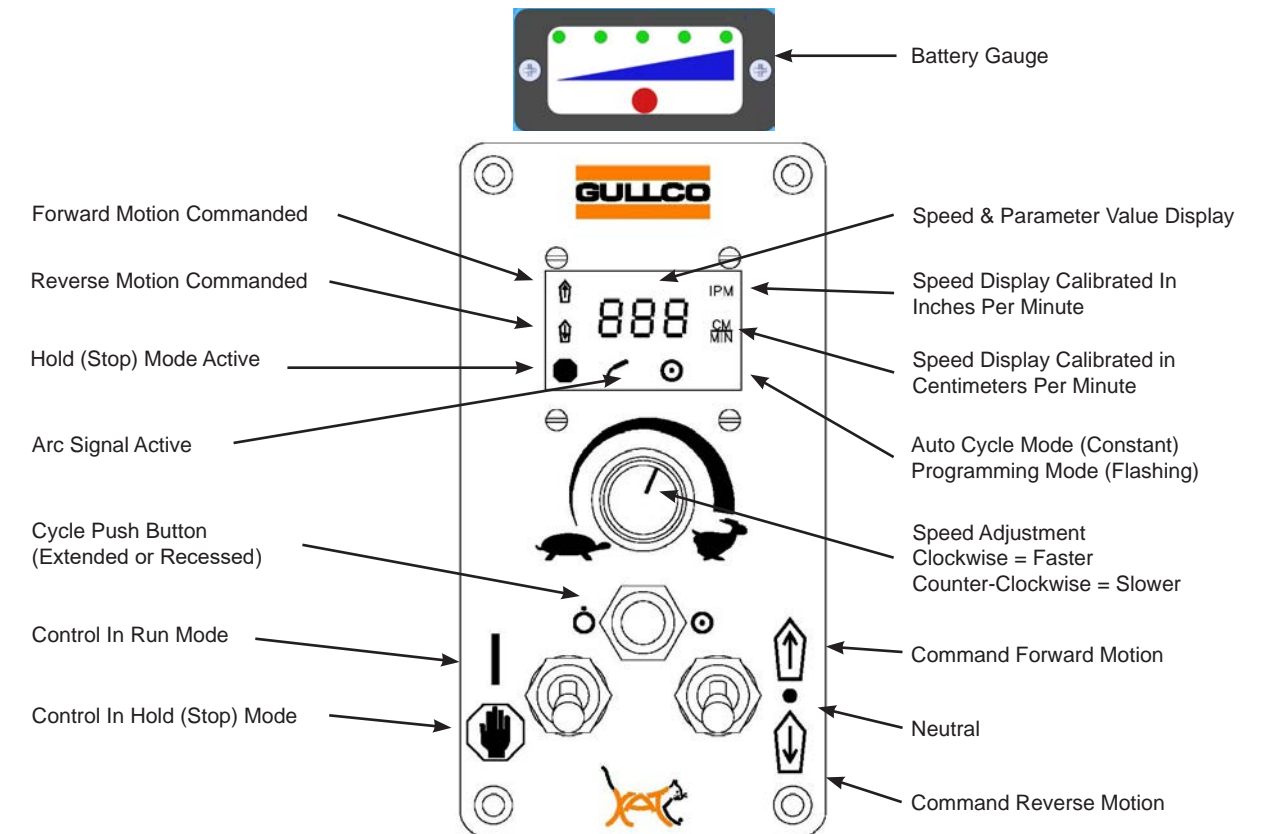
Adjustable guide rolls mounted on the front or back of the carriage monitor the slightest seam variations following straight or curved surfaces...maintaining optimum torch positioning as the carriage travels.



The MOGGY® guide roller assemblies can be configured in a variety of ways enabling extreme versatility.



### CARRIAGE CONTROL LAYOUT



#### Accessories available:

**GK-194-O-330** - Radial Oscillator complete with bracketry for mounting on Gullco MOGGY® Carriage.

**GM-03-059** - Adjustable Guide Roller Assembly enables joint tracking where the vertical member is lower/higher than set height of guide roller wheels.

**GM-01-065** - Cutting Torch Holder Assembly enables automated torch cutting operations.

**GM-05-070** - Dual Gun Holder Assembly enables the use of two independently positioned welding guns with two wire feed signals simultaneously activated.