



**TESUCO**  
**TECHNICAL SUPPLIES COMPANY**

# Gas Equipment

For Cutting, Gouging,  
Welding & Heating

**QUALITY GAS EQUIPMENT**

[www.tesuco.com.au](http://www.tesuco.com.au)

Our name Tesuco® comes from  
**Technical Supplies Company.**

## We Thank You For Choosing Our Quality Gas Equipment

Beginning in 1988, Tesuco® has established itself as a specialist equipment supplier for all gas welding, heating and cutting applications. Tesuco® is proud to be 100% Australian owned and has been quality endorsed by SAI Global to the AS/NZS ISO 9001 Standard since 1995.

Tesuco® continues to introduce new and exciting products from the best Australian and overseas manufacturers. This booklet introduces you to our range of welding, heating and cutting equipment, available through our extensive distributor network both here and abroad.



Only trained operators may use this equipment.



### Tesuco Pty Ltd

Head Office ..... Unit 12, 110-120 Silverwater  
Road, Silverwater NSW 2128

Hours ..... Mon - Fri 8am - 5pm

Phone ..... +61 2 9737 9937

Sales ..... sales@tesuco.com.au

Orders ..... orders@tesuco.com.au

Website ..... www.tesuco.com.au



Scan QR code to view  
our complete range  
of gas equipment.

## Australian & New Zealand Standards

There are many Australian standards covering gas equipment, however one of the most important is AS 4839 – “The Safe Use of Portable and Mobile Oxy-Fuel Systems for Welding, Cutting, Heating and Allied Processes”. It covers items like cylinder handling and transportation, gases, hoses and hose length, regulators, flashback arrestors, blowpipes, tips and nozzles and includes a guide on maintenance and testing of the equipment.

For peace of mind Tesuco® equipment conforms to all of the relevant Australian and New Zealand standards. In some products, such as our oxygen regulators, our testing is beyond that of many in the marketplace. Not all oxygen regulators have passed the promoted ignition test (referred to as the bomb test) as listed in AS 4267. To ensure ultimate safety, Tesuco® oxygen regulators have passed this test.

## Acetylene Withdrawal Rates

Choice of equipment may be restricted by the size or number of acetylene cylinders you use. Acetylene cylinders must display the maximum withdrawal rate on the cylinder label. Further to this, continuous withdrawal (over 20 minutes) and depletion of cylinder contents will reduce the available withdrawal rate. Exceeding the maximum withdrawal rate of acetylene cylinders may cause flashbacks, serious damage to equipment and/or injury to the operator. The correct cylinder size or number of cylinders must be used relevant to the gas consumption of the tip. To simplify this, flow rate information to safely use each tip/nozzle is supplied in this booklet and a guide for cylinders to be used.

## LPG Withdrawal Rates

As with acetylene, flow rate for LPG is restricted by the size of the cylinder used. For example, the maximum continuous draw off @ 21°C for a 45 kg cylinder is 56.6 L/min. As a result it may be dangerous to use some equipment if the gas supply is not sufficient. It is imperative that the operator selects the correct gas supply for the equipment being used. Failure to do this may cause flashbacks, serious damage to equipment and/or injury to the operator.

## Goggles

### Australian & New Zealand Standards

Australian Standard AS/NZS 1337.1 and AS/NZS 1338.1

The soft PVC material used on the Flame Pro® goggles from Tesuco® is environmentally friendly and complies with international regulations such as REACH SVHC/ California Proposition 65/TSCA/POPs and will not cause irritation to the skin.



## Regulators

### Australian Standards

Australian Standard AS 4267

Previously, regulators from most suppliers have only been available in bottom entry. Cylinders, however may have either a top or side outlet valve. To cater for this Tesuco® regulators are available in both bottom and side entry configuration. This ensures the appropriate regulator can be used to maintain the correct orientation of the regulator and gauges during operation, making it easier to read and adjust pressures.

Tesuco® made sure the oxygen regulator passed the promoted ignition test as listed in AS 4267 - Appendix A.



## Flashback Arrestors

### Australian Standards

Australian Standard AS 4603

All Ibeda flashback arrestors are 100% production tested for leaks with helium and are flashback tested. Independently approval is from "BAM" in Germany.



## Hoses


### Australian & New Zealand Standards

Australian standard AS/NZS 1335

Tesuco® 5 mm ID hoses suit welding, brazing and cutting while 10 mm ID hoses suit gouging and heating applications due to flow rates. This requires the hoses to be branded as a ISO standard number.



**OXYGEN**



Check the cylinder flow rate before using any gas equipment.



RC1BOX10

OR



RC1SOX10  
RC1SOX4.5

**ACETYLENE**



RC1BAC1.5

OR



RC1SAC1.5

**OXYGEN**



Check the cylinder flow rate before using any gas equipment.



RC1BOX10

OR



RC1SOX10  
RC1SOX4.5

**LPG**



RC1RLP4

DP	FRSOD	
DP	FRSQD4D	
BX	FRSOR	
BX	FRHO	
BX	FRHOR	

<b>5 mm ID TWIN HOSE</b>	
	GWTWOA5
	GWTWOA10
	GWTWOA15
	GWTWOA20

DP	FTSOD	
DP	FTSQD1D	
BX	FTMO	
BX	FTMOQD1	
BX	FTHO	

DP	FRSFD	
DP	FRSQD4D	
BX	FRSFR	
BX	FRHF	
BX	FRHFR	

<b>10 mm ID TWIN HOSE</b>	
	GWTW10A10
	GWTW10A15
<i>Note: When heating or gouging, high flow (FRH-/FTH-) model flashback arrestors and 10 mm twin hoses must be used.</i>	

DP	FTSFD	
DP	FTSFQD1D	
BX	FTMF	
BX	FTMFQD1	
BX	FTHF	

DP	FRSOD	
DP	FRSQD4D	
BX	FRSOR	
BX	FRHO	
BX	FRHOR	

<b>5 mm ID TWIN HOSE</b>	
	GWTWOL5
	GWTWOL10
	GWTWOL15
	GWTWOL20

DP	FTSOD	
DP	FTSQD1D	
BX	FTMO	
BX	FTMOQD1	
BX	FTHO	

DP	FRSFD	
DP	FRSQD4D	
BX	FRSFR	
BX	FRHF	
BX	FRHFR	

<b>10 mm ID TWIN HOSE</b>	
	GWTW10L10
	GWTW10L15
<i>Note: When heating or gouging, high flow (FRH-/FTH-) model flashback arrestors and 10 mm twin hoses must be used.</i>	

DP	FTSFD	
DP	FTSFQD1D	
BX	FTMF	
BX	FTMFQD1	
BX	FTHF	

## WELDING

### CUTTING GOUGING

- GWGNA32
- GWGNA32S
- \* ■ GWGNA48

*\*Not recommended on single cylinders. Manifold systems only.*



- ▲ ● ■ GWCNA06
- ▲ ● ■ GWCNA08
- ■ GWCNA12
- GWCNA15
- GWCNA20



- ▲ ● ■ GWCNA06B
- ▲ ● ■ GWCNA08B
- ■ GWCNA12B
- GWCNA15B
- GWCNA20B




- ▲ ● ■ GWSMNA6



## HEATING

GWHTA1  
GWHTA2



## BRAZING

### CUTTING GOUGING

GWGNL32  
GWGNL32S  
GWGNL48



GWCNL06  
GWCNL08  
GWCNL12  
GWCNL15  
GWCNL20



## HEATING


GWHTLH1  
GWHTLH2  
GWHTLH3  
GWHTLH4  
GWHTLH5





GWHTL1  
GWHTL2  
GWHTL3  
GWHTL4



GWHBA



- ▲ ● ■ GWWT06
- ▲ ● ■ GWWT08
- ■ GWWT10
- ■ GWWT12
- ■ GWWT15
- GWWT20



Cutting capacity up to 150 mm

## OXYGEN/ACETYLENE




Acetylene cylinder guide for safe use,  
refer to your gas supplier.


G = ■ E = ● D = ▲

The available withdrawal rate of acetylene from a cylinder limits the equipment that may be used. It is the operators responsibility to choose correct equipment.


Flashback arrestors must be fitted to both the regulator and blowpipe, as stated in AS 4839 to protect the operator and the equipment.



GWHT812





GWBT08  
GWBT12  
GWBT15  
GWBT20



## OXYGEN/LPG



Cutting capacity up to 150 mm



The available withdrawal rate of LPG from a cylinder limits the equipment that may be used. It is the operators responsibility to choose correct equipment.

Flashback arrestors must be fitted to both the regulator and blowpipe, as stated in AS 4839 to protect the operator and the equipment.

*Note: GWWI13LN to be used for heating heads GWHTL3, GWHTL4 and GWHTL5, GWHTL3, GWHTL4 and GWHTL5.*

## WELDING GOGGLES

Shade 5

Flame Pro® goggles are the flip up design, which can be operated using one hand. When the shaded lenses are flipped up the user is still protected by a set of clear lenses. This also saves having to remove them in-between welding, brazing and cutting operations.

Shade 5 goggles are required when using any gas welding, brazing, heating and cutting applications to protect your eyes.




PART NO	DESCRIPTION
GWGP	Gas welding goggles Flame Pro® Shade 5
GWGS5	Goggle filter lens shade 5 (pair)
GWGCL	Goggle clear cover lens (pair)

## TRIPLE FLINT LIGHTER

Tesuco® triple flint lighter is designed for safe use to light any gas welding, brazing, heating and cutting tip or nozzle.

The cup pockets the gas for easy and quick lighting. It has three flints that can be rotated as one wears out. Replacement triple flints are available in four pack.



PART NO	DESCRIPTION	QTY
GWTF	Flint gun triple flint	1
GWTFR	Triple flint replacement	4

## SPARKI

Hands free igniter for welding and cutting torches. Simply attach to the work bench or anywhere that is metal on the work site, turn on the fuel gas then push the tip into the igniter to light the flame and then adjust the oxygen at the same time without the need to hold the lighter.



PART NO	DESCRIPTION
SPT031	30 mm Magnetic base
SPT051	50 mm Magnetic base
SPT101	100 mm Steel base

## TIP CLEANING SET

Tesuco® cleaner set are design to be used on all tips and nozzles.

During operation, cutting, heating, brazing and welding nozzles and tips can become blocked with slag deposits. The tip cleaning set comprises 13 sizes of round wires and a file to clear the hole of debris for longer life.



PART NO
GWTC

## COMBINATION SPANNER

PART NO
GWS



## NOZZLE NUT

PART NO	DESCRIPTION
SPCANN	
SPCANNDD	Twin pack





## INSTRUCTION MANUAL

Gas Equipment



### PART NO

**GWKIM**

## REGULATOR GAUGE PROTECTORS

Twin Pack



### PART NO COLOUR

**SPRGPRD** Red

**SPRGPBD** Black


## ROLLER GUIDE & RADIUS BAR

### PART NO DESCRIPTION

**GWRB** Radius bar

**GWRG** Roller guide

**GWRGR** Roller guide with radius bar



Note: Circles up to 860 mm diameter with radius bar

## REGULATOR OUTLET 90° ELBOW



G-AD90RH58



G-AD90LH58

PART NO	INLET	OUTLET
<b>G-AD90RH58</b>	5/8-18UNF RH Female	5/8-18UNF RH Male
<b>G-AD90LH58</b>	5/8-18UNF LH Female	5/8-18UNF LH Male

## FLASHBACK ARRESTOR WITH Q/A COUPLER HOSE JOINER



### PART NO DESCRIPTION

**FISFQD4** Inline Fuel Gas

**FISOQD4** Inline Oxygen

FISFQD4

FISOQD4

## HOSE CONNECTION & JOINER



GWLP265



GWLP240LH



GWLP112RH



GWHCI



GWHC34



GWHC35

PART NO	SIZE	DESCRIPTION	TYPE
<b>GWLP112U</b>	5 mm	Right hand	LP112
<b>GWLP240U</b>	5 mm	Left hand	LP240
<b>GWLP265U</b>	5 mm		LP265
<b>GWHCF</b>	5 mm	Left hand	
<b>GWHCI</b>	5 mm	Right hand	
<b>GWHCF10</b>	10 mm	Left hand	
<b>GWHCI10</b>	10 mm	Right hand	
<b>GWHC34</b>		Right hand hose joiner	WB34
<b>GWHC35</b>		Left hand hose joiner	WB35

## COUPLING PINS TO EN 561



QPODF5



QPFDF5



QPODM5



QPFD5

PART NO	DESCRIPTION	TYPE
<b>QPFD5</b>	Fuel Gas Male	LH
<b>QPODM5</b>	Oxygen Male	RH
<b>QPFDF5</b>	Fuel Gas Female	LH
<b>QPODF5</b>	Oxygen Female	RH

### OXYGEN/ACETYLENE

Style 551



PART NO	TIP SIZE	WELD THICKNESS	PRESSURE (kPa)		TYPICAL CONSUMPTION (L/min)		
			OXYGEN	ACETYLENE	OXYGEN / FUEL GAS		
GWWT06	6	1.2	50	50	1.5	■ ● ▲	
GWWT08	8	2	50	50	2	■ ● ▲	
GWWT10	10	2.6	50	50	3	■ ●	
GWWT12	12	3.2 / 4	50	50	4	■ ●	
GWWT15	15	5 / 6.5	50	50	6.5	■ ●	
GWWT20	20	8.2 / 10	50	50	12	■	

Acetylene cylinder guide for safe use, refer to your gas supplier.

G = ■ E = ● D = ▲



Typical consumption rates have been listed. These may vary depending on settings by the operator and environmental conditions.

### OXYGEN/LPG

Style 554



PART NO	TIP SIZE	BRAZING THICKNESS	PRESSURE (kPa)		TYPICAL CONSUMPTION (L/min)	
			OXYGEN	LPG	OXYGEN / FUEL GAS	
GWBT08	8	2	50	50	0.5	
GWBT12	12	3.2 / 4	50	50	2	
GWBT15	15	5 / 6.5	50	50	3	
GWBT20	20	8.2 / 10	50	50	5	




Typical consumption rates have been listed. These may vary depending on settings by the operator and environmental conditions.

# Selection Guide

## Heating Nozzles

### OXYGEN/ACETYLENE




**WARNING**

Due to flow rates required for heating heads, refer to your gas supplier for safe acetylene use. 10 mm ID Twin hose and high flow flashback arrestors must be used on all heating equipment.

PART NO	TIP SIZE	PRESSURE (kPa)		TYPICAL CONSUMPTION (L/min)		HEAT OUTPUT (MJ/h)
		OXYGEN	ACETYLENE	OXYGEN	FUEL GAS	
GWHT812	8 x 12	150	100	45 - 58	41 - 55	180
GWHTA1	8 x 12	150	100	45 - 58	41 - 55	180
GWHTA2	12 x 12	200	100	74	65	215

**i** Typical consumption rates have been listed. These may vary depending on settings by the operator and environmental conditions.

### OXYGEN/LPG




PART NO	TIP SIZE	PRESSURE (kPa)		TYPICAL CONSUMPTION (L/min)		HEAT OUTPUT (MJ/h)
		OXYGEN	LPG	OXYGEN	FUEL GAS	
GWHTL1	18 x 12	500	100	200	50	280
GWHTL2	36 x 12	600	100	300	75	420
GWHTL3	48 x 12	600	100	400	100	560
GWHTL4	48 x 15	1000	300	600	150	840
GWHTLH1	H1	100 - 200	50	67 - 117	17 - 33	186
GWHTLH2	H2	200 - 300	50	98 - 213	25 - 53	298
GWHTLH3	H3	200 - 500	100	142 - 382	37 - 95	532
GWHTLH4	H4	300 - 600	100	233 - 473	60 - 118	663
GWHTLH5	H5	400 - 800	100-200	283 - 662	72 - 167	934
GWHBA	Adaptor – must be used in GWHTLH1 to 5					

**i** Typical consumption rates have been listed. These may vary depending on settings by the operator and environmental conditions.

### OXYGEN/ACETYLENE

Copper oxygen/acetylene cutting nozzles perform the same as traditional brass ones but have the advantage of better heat dissipation and less slag adherence. Nozzles are marked according to the requirements in AS 4839.

Maximum cutting with a GWCA01 and GWCA02 cutting attachment is 150 mm. For cutting up to 300 mm, use Tesuco® one piece cutting torches.



PART NO	MAX PLATE THICKNESS (mm)	NOZZLE SIZE	PRESSURE (kPa)		TYPICAL CONSUMPTION (L/min)		G	E	D
			OXYGEN	ACETYLENE	OXYGEN	ACETYLENE			
GWSMNA6	Sheet metal	6	200	100	9	1.5	■	●	▲
GWCNA06 (B)	6	6	200	100	11	2	■	●	▲
GWCNA08 (B)	10	8	200	100	20	3.5	■	●	▲
GWCNA12 (B)	20	12	250	100	38	4	■	●	
GWCNA15 (B)	75	15	350	100	75	7	■		
GWCNA20 (B)	125	20	400	100	134	9	■		

Acetylene cylinder guide for safe use, refer to your gas supplier. G = ■ E = ● D = ▲

### OXYGEN/LPG

Oxygen/LPG cutting nozzles perform extremely well for certain applications. Due to less carbon in LPG, there is less slag adherence to the bottom of the cut. Nozzles are marked according to the requirements in AS 4839.

Maximum cutting with a GWCA01 and GWCA02 cutting attachment is 150 mm. For cutting up to 300 mm, use Tesuco® one piece cutting torches.



PART NO	MAX PLATE THICKNESS (mm)	NOZZLE SIZE	PRESSURE (kPa)		TYPICAL CONSUMPTION (L/min)	
			OXYGEN	LPG	OXYGEN	LPG
GWCNL06	6	6	200	100	17	2
GWCNL08	12	8	200	100	30	3.5
GWCNL12	20	12	250	100	68	4.5
GWCNL15	75	15	400	100	111	6
GWCNL20	125	20	400	100	171	6.5

Note: Typical consumption rates have been listed, but may vary depending on environmental conditions.



Maximum plate thickness for a cutting attachment is 150 mm.

### OXYGEN/ACETYLENE



GWGNA32

PART NO	TYPE	NOZZLE SIZE	PRESSURE (kPa)		TYPICAL CONSUMPTION (L/min)		
			OXYGEN	ACETYLENE	OXYGEN	ACETYLENE	
GWGNA32	Bent	32	500	100	61	15	■
GWGNA32S	Straight	32	500	100	61	15	■
GWGNA48	Bent	48	600	100	85	18	

Acetylene cylinder guide for safe use, refer to your gas supplier.

G = ■ E = ● D = ▲

### OXYGEN/LPG



GWGNL32

PART NO	TYPE	NOZZLE SIZE	PRESSURE (kPa)		TYPICAL CONSUMPTION (L/min)	
			OXYGEN	LPG	OXYGEN	LPG
GWGNL32	Bent	32	500	100	94	12
GWGNL32S	Straight	32	500	100	94	12
GWGNL48	Bent	48	600	100	120	13



Typical consumption rates have been listed. These may vary depending on settings by the operator and environmental conditions.

### GAS CONTROL

Gas Control is a technologically advanced gas leakage detection spray, designed to test the hermetic sealing of any type of gas system. The liquid has a special formulation to inhibit corrosion when used on copper, brass and steel. The liquid, when applied will detect the slightest leak, forming bubbles or foam where it occurs.

#### FEATURES


- Sold to distributors in a display pack of 12 units
- Aerosol with easy to use Acc-U-Sol valve
- Aluminum container
- Safety tear-off tab
- Small extension tube supplied for accurate application
- Approved by DVGW to DIN EN 14291

#### PART NO DESCRIPTION

OTLDS	400g, UN 1950, aerosols, class 2.2
-------	------------------------------------



# NOT ALL GAS KITS ARE TO THE SAME HIGH STANDARDS AS TESUCO®



Part No: GWKOA

# GAS KIT FEATURES



1A 1B

## REGULATORS AS 4267

Gas kits can be ordered with bottom or side entry regulators. Oxygen regulator has been independently tested for the promoted ignition test and the oxygen shock-type test. All regulators have gauge protectors fitted for added protection.

2

## TWIN WELDING HOSE AS/NZS 1335

Has been independently tested to meet the requirement in AS/NZS 1335:2020.

3A 3B

## FLASHBACK ARRESTORS AS 4603

Torch and regulator end flashback arrestors have been independently tested to meet the requirement in AS 4603.

4

## WELDING TIPS AS 4839

All welding tips are permanently marked to meet the requirements in AS 4839 standard.

5

## CUTTING NOZZLES AS 4839

All cutting nozzles are permanently marked to meet the requirements in AS 4839 standard.

6

## WELDING GOGGLES

Flame Pro® goggles have been independently tested to meet the requirements in AS/NZS 1337.1 and 1338.1. Product certification has been issued by SAI Global.

7 8 9

## CUTTING ATTACHMENT, BLOWPIPE & MIXER AS 4839

Cutting Attachment, Blowpipe and Mixer are permanently marked to meet the requirements in AS 4839 standard.

10

## TIP CLEANERS

Tesuco® tip cleaners comprises various sizes of round files designed to clear the holes of debris ensuring long life of the nozzle or tip.

11 12

## ROLLER GUIDE WITH RADIUS BAR

Not all gas kits are supplied with a roller guide and radius bar. The roller guide will add extra life to the nozzles as your height from the work piece is maintained at all time.

13

## TRIPLE FLINT LIGHTER

The Tesuco® triple flint lighter has three flints that can rotate for use as one flint wears out.

14

## COMBINATION SPANNER

Designed to fit the hex sizes of all items in the gas kit.

15

## INSTRUCTION MANUAL FOR GAS EQUIPMENT

16

## HEAVY DUTY RED KIT BOX WITH EQUIPMENT TRAY

The foam insert at the base of the kit protects the regulator and the pressure gauge face against scratching.



## WARNING

Tesuco® does not have a 8 x 12 heating tip in our kits, as it exceeds the safe withdrawal rate of acetylene from a "G" size cylinder.



GWHT812



PART NO	DESCRIPTION	GWKOA	GWKOAS
GWKITE	Heavy duty red kit box with equipment tray	●	●
RC1BOX10	Oxygen regulator – Bottom entry	●	
RC1SOX10	Oxygen regulator – Side entry		●
RC1BAC1.5	Acetylene regulator – Bottom entry	●	
RC1SAC1.5	Acetylene regulator – Side entry		●
FRSFD	Flashback arrestor, Regulator end, Standard flow, Fuel Gas	●	●
FRSOD	Flashback arrestor, Regulator end, Standard flow, Oxygen	●	●
GWTWOA10	Twin gas hose 10 m – Oxygen/Acetylene	●	●
FTSFD	Flashback arrestor, Torch end, Standard flow, Fuel Gas	●	●
FTSOD	Flashback arrestor, Torch end, Standard flow, Oxygen	●	●
GWWH01	Blowpipe	●	●
GWMI10	Mixer 10 mm	●	●
GWWT10	Welding tip, Oxygen/Acetylene, Size 10	●	●
GWWT12	Welding tip, Oxygen/Acetylene, Size 12	●	●
GWWT15	Welding tip, Oxygen/Acetylene, Size 15	●	●
GWWT20	Welding tip, Oxygen/Acetylene, Size 20	●	●
GWCA01	Cutting attachment	●	●
GWCNA08	Cutting nozzle, Oxygen/Acetylene, Size 8	●	●
GWCNA12	Cutting nozzle, Oxygen/Acetylene, Size 12	●	●
GWCNA15	Cutting nozzle, Oxygen/Acetylene, Size 15	●	●
GWRB	Radius bar and pivot	●	●
GWRG	Roller guide	●	●
GWGP	Welding goggles	●	●
GWTF	Flint lighter	●	●
GWTC	Tip cleaners	●	●
GWS	Combination spanner	●	●
GWKIM	Instruction manual for gas equipment	●	●



# Gas Equipment

## Oxygen/LPG Master Kit



PART NO	DESCRIPTION	GWKOL	GWKOLS
GWKITE	Heavy duty red kit box with equipment tray	●	●
RC1BOX10	Oxygen regulator – Bottom entry	●	
RC1SOX10	Oxygen regulator – Side entry		●
RC1RLP4	LPG regulator – Rear entry	●	●
FRSFD	Flashback arrestor, Regulator end, Standard flow, Fuel Gas	●	●
FRSOD	Flashback arrestor, Regulator end, Standard flow, Oxygen	●	●
GWTWOL10	Twin gas hose 10 m – Oxygen/LPG	●	●
FTSFD	Flashback arrestor, Torch end, Standard flow, Fuel Gas	●	●
FTSOD	Flashback arrestor, Torch end, Standard flow, Oxygen	●	●
GWWH01	Blowpipe	●	●
GWMI10	Mixer 10 mm	●	●
GWBT08	Brazing tip, Oxygen/LPG, Size 8	●	●
GWBT12	Brazing tip, Oxygen/LPG, Size 12	●	●
GWBT15	Brazing tip, Oxygen/LPG, Size 15	●	●
GWBT20	Brazing tip, Oxygen/LPG, Size 20	●	●
GWCA01	Cutting attachment	●	●
GWCNL08	Cutting nozzle, Oxygen/LPG, Size 8	●	●
GWCNL12	Cutting nozzle, Oxygen/LPG, Size 12	●	●
GWCNL15	Cutting nozzle, Oxygen/LPG, Size 15	●	●
GWRB	Radius bar and pivot	●	●
GWRG	Roller guide	●	●
GWGP	Welding goggles	●	●
GWTF	Flint lighter	●	●
GWTC	Tip cleaners	●	●
GWS	Combination spanner	●	●
GWKIM	Instruction manual for gas equipment	●	●



PART NO	DESCRIPTION	GWKOAT	GWKOLT
GWKITE	Heavy duty red kit box with equipment tray	●	●
RC1BOX10	Oxygen regulator – Bottom entry	●	●
RC1BAC1.5	Acetylene regulator – Bottom entry	●	
RC1RLP4	LPG regulator – Rear entry		●
FRSFD	Flashback arrestor, Regulator end, Standard flow, Fuel Gas	●	●
FRSOD	Flashback arrestor, Regulator end, Standard flow, Oxygen	●	●
GWTWOA5	Twin gas hose 5 m – Oxygen/Acetylene	●	
GWTWOL5	Twin gas hose 5 m – Oxygen/LPG		●
FTSFD	Flashback arrestor, Torch end, Standard flow, Fuel Gas	●	●
FTSOD	Flashback arrestor, Torch end, Standard flow, Oxygen	●	●
GWWH01	Blowpipe	●	●
GWMI10	Mixer 10 mm	●	●
GWWT10	Welding tip, Oxygen/Acetylene, Size 10	●	
GWWT12	Welding tip, Oxygen/Acetylene, Size 12	●	
GWBT08	Brazing tip, Oxygen/LPG, Size 8		●
GWBT12	Brazing tip, Oxygen/LPG, Size 12		●
GWCA01	Cutting attachment	●	
GWCNA08	Cutting nozzle, Oxygen/Acetylene, Size 8	●	
GWCNA12	Cutting nozzle, Oxygen/Acetylene, Size 12	●	
GWCNL08	Cutting nozzle, Oxygen/LPG, Size 8		●
GWCNL12	Cutting nozzle, Oxygen/LPG, Size 12		●
GWGP	Welding goggles	●	●
GWTF	Flint lighter	●	●
GWTC	Tip cleaners	●	●
GWS	Combination spanner	●	●
GWKIM	Instruction manual for gas equipment	●	●

# Gas Equipment

## Twin Hose Information & Flashback Arrestor Guide

For standard cutting, welding and brazing equipment with 5 mm ID hose, the following guide can be used:



### REGULATOR END

Oxygen Flashback Arrestors



### 5 mm ID

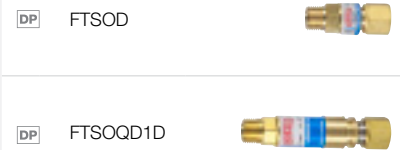
Oxygen/Acetylene Twin Hose

- GWTWOA5
- GWTWOA10
- GWTWOA15
- GWTWOA20




### TORCH END

Oxygen Flashback Arrestors



### REGULATOR END

Fuel Gas Flashback Arrestors



### 5 mm ID


Oxygen/LPG Twin Hose

- GWTWOL5
- GWTWOL10
- GWTWOL15
- GWTWOL20




### TORCH END

Fuel Gas Flashback Arrestors




For Heating and gouging equipment with 10 mm ID hose, the following guide can be used:



### REGULATOR END

Oxygen Flashback Arrestors



### 10 MM ID


Oxygen/Acetylene Twin Hose

- GWTW10A10
- GWTW10A15




### TORCH END

Oxygen Flashback Arrestors



### REGULATOR END

Fuel Gas Flashback Arrestors



### 10 MM ID


Oxygen/LPG Twin Hose

- GWTW10L10
- GWTW10L15



### TORCH END

Fuel Gas Flashback Arrestors



*Note: When heating or gouging, high flow (FRH-/FTH-) model flashback arrestors and 10 mm twin hoses must be used.*

*Note: Medium flow flashback arrestor can only be use on smaller heating and gouging nozzles.*

Registered Trademarks

Tesuco®

Bevline®

Leakxpose®

Flame///Pro®

Flame Pro™

**FLAME**  **PRO**

 <b>TESUCO</b> <b>TECHNICAL SUPPLIES COMPANY</b>	<b>HOSPITALITY</b>
	<b>GAS SAFETY</b>
	<b>INDUSTRIAL</b>
	<b>SCIENTIFIC</b>
	<b>MEDICAL</b>

PHONE **+61 2 9737 9937**  
EMAIL **sales@tesuco.com.au**  
WEB **www.tesuco.com.au**

The information in this brochure is to be used as a guide only.  
The ultimate responsibility for safe use of the equipment lies with the operator. In the interest of constant improvement in quality and design, product specifications may change at any time, without notice. E&OE

**DISTRIBUTED BY**

