


Out of This World Antonyms

*Task Cards, Scoot,
& Assessment*



Jen Sykes
Hello Mrs Sykes

How to use this set


The 24 Antonym Task cards are great to have on hand as an extension activity for early finishers, a remediation activity that can be led by a volunteer or paraprofessional, as a review prior to standardized testing, or to play Scoot.

To play Scoot, put one numbered task card (in order) on each desk. Students stand up and push their chair in, holding their Scoot sheet and a pencil. They should begin by solving the task card at their seat (and answering in that spot on the Scoot sheet.) For example, if they are standing at task card #7, their answer goes in the #7 box on the Scoot sheet. After an appropriate length of time, the teacher calls, "1, 2, 3, Scoot!" Everyone shifts to the next ordinal number card to work on the next task card. If you just finished working on card #7 you move to card #8. It is important to practice moving around the room prior to playing Scoot, and remind the students that they don't need to sit and get settled at each chair, just stay focused on their work. Play continues until the final Scoot, which sends everyone back to their original seat. Then you can check the cards as a whole group or collect the papers. An answer key is provided.

Antonyms #1

silent

- A. quiet
- B. quick
- C. noisy
- D. nosy



www.HelloMrsSykes.com

Antonyms #2

proud

- A. ashamed
- B. vain
- C. silly
- D. sad




www.HelloMrsSykes.com

Antonyms #3

success

- A. fame
- B. fortune
- C. failure
- D. fair

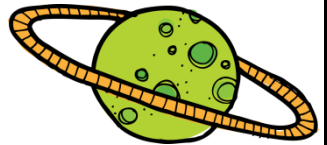


www.HelloMrsSykes.com

Antonyms #4

lend

- A. circulate
- B. race
- C. give
- D. borrow




www.HelloMrsSykes.com

Antonyms #5

begin

- A. relieve
- B. start
- C. finish
- D. suffer




www.HelloMrsSykes.com

Antonyms #6

spend


- A. buy
- B. save
- C. waste
- D. squirm



www.HelloMrsSykes.com

Name: _____

Date: _____



Antonym Scoot!

1.	2.	3.	4.
5.	6.	7.	8.
9.	10.	11.	12.
13.	14.	15.	16.
17.	18.	19.	20.
21.	22.	23.	24.

Credits:

Questions, comments, or just want to chat about teaching?

Email Jen at hellomrssykes@gmail.com.

Graphics/Fonts:



Print Candee
DIGITAL CLIP ART & DESIGN STORE



Terms of Use:

Please read carefully. By downloading this electronic document, you agree to the terms stated below.

Copyright © 2014 Jennifer Sykes - All rights reserved

For single classroom use only. No part of this document may be put on the internet, sold, or redistributed in any form, other than a brief excerpt when used for a review for your readers. When linking to this document, you must provide a link to its original source. or my blog. Violations are subject to the penalties of the Digital Millennium Copyright Act. To purchase additional sharing licenses, or for special use permissions, please visit my store or contact me at hellomrssykes@gmail.com. I am happy to help!

All contents of the document are under copyright including all text, content, graphics, and fonts. All graphics and fonts are also protected by copyright their original author/artist.